SIMPLY MORE CHOICE

MEVACO CATALOGUE

MEVACO
Fascinatingly simple

DISCOUNT WHEN YOU ORDER ONLINE!
www.mevaco.com

// PERFACTION FOR AMAZING IMAGES AND LOGOS MADE FROM PERFORATED SHEETS

You can read about the perforated sheets with the wow effect on page 44.

// SAVE TIME WITH OUR DESIRED PRODUCTS

You can find everything you need to know about MEVACO desired products from page 38.

// NOW WITH POWDER COATING: MEVACO DESIRED PRODUCTS

You can select from over 75 colours – learn about all the advantages on page 37.

SIMPLY
lean back and enjoy the read

Tips so that you can get the most from your MEVACO catalogue:

PRODUCT IMAGES

- All product illustrations are in the scale 1:1

PDF App Store

Always available: All product images can be downloaded as PDFs from www.mevaco.com or viewed at your leisure via the MEVACO iPad app

- Application images also exist for some product illustrations
- Additional application images can always be found on our website

DIMENSIONS

Width Length

All dimensions are indicated in the format width x length (b x l)

DESIRED FORMAT: YOUR DREAM PRODUCT

- Production ready from an order quantity of just 1 item in max. 4 days
- You can customise your own sheet form, dimensions, perforated zones and much more
- Item numbers for desired products are written in blue
- All desired formats are also available in powder-coated finish
- You can find additional information on pages 34–47

M = SAMPLES

You can order a sample of this product

TECHNOLOGY AND TIPS

You will find everything you need to know at a glance in the second-to-last chapter

SIMPLE
order process

www.mevaco.com

Telephone numbers can be found on the back page of the catalogue

CONTENTS

DESIRED PRODUCTS

Materials 36
Desired products 38

EXPANDED METALS

Rhomb 50
Hexagon 100
Square 101
Wave 103

PERFORATED SHEETS

ROUND HOLES 109
60 degree staggered pitch (RT) 110
45 degree pitch (RM) 145
Square pitch (RU) 148
Euro perforation 159

SQUARE HOLES 161
Staggered pitch (CT) 162
Diagonal pitch (CDM) 165
Square pitch (CU) 168

HEXAGONAL HOLES 197
Staggered pitch (HT) 198

SLOTTED HOLES 203
Staggered pitch (LRZ) 204
Square pitch (LRU) 212
Square pitch (LCU) 216

CREATIV LINE 221

TEXTURED SHEETS 247

CRIMPED MESH 253

WELDED MESH 261

ACCESSORIES

Overview 274
Combination options 276
Profile edgings 280
Corner connectors and end caps 292
Profile and panel brackets 298

TECHNOLOGY/TIPS 309

PRODUCT FINDER 337

SIMPLE
search process

You will find several “helpers” in this catalogue in order to facilitate your order process. These include, for example, the overview page at the beginning of the catalogue and our new chapter “Desired products”. There is also the “Product finder” option at the end of the catalogue for those customers who already know what they want.

SIMPLY
clearly arranged

- Thanks to the overview page, you will be able to quickly and simply find what you are looking for in our product pages
- You will find all the important technical information here at a glance



SIMPLE
order process

- You can find where you can order at the bottom of the overview page and product pages

SIMPLY
keep your finger on the button

- Thanks to the index, you can quickly navigate to the desired product category and the additional topics

SIMPLE
steps to your desired product

- Step-by-step instructions on pages 38–47



SIMPLY
more information

- Additional chapter: Technology/Tips
- Processing tips are highlighted in blue
- Technical information on all our products



SIMPLE
and quick

- For all those customers who already know what they want
- Simply look up under product designation, open area and material, and immediately find the right product page

MISSION POSSIBLE

MISSION POSSIBLE is our initiative for metal workers. Our services help facilitate the day-to-day business of our customers so that they can focus on simply being successful. You can learn all about how we do this in our 8 point program.

Our simple 8 point program

More than simply words: We have summarised the advantages for you in 8 clear points.

// 01

SIMPLY more time

Long waiting times are a thing of the past thanks to our immediate price information. You can thus directly submit offers to your customers.

// 02

SIMPLY free

You can give full rein to your creativity and also fulfil unusual customer requests: We will create the products precisely according to your specifications.

// 03

SIMPLY all-inclusive

We will quote you a price, which you can use directly for your costing. Without hidden costs.

// 04

SIMPLY available

No need for warehousing: We will quickly and reliably supply you with the required order quantity – every variant from 1 item.

// 05

SIMPLER planning process

Schedule your orders with our guaranteed quick delivery.
You can directly time your projects and also fulfil urgent customer requests.

// 06

SIMPLER order process

One call or a few clicks and your order will already be on its way to you.

// 07

SIMPLY better

A real product sample is a better way to win over prospective customers. Simply request the desired product samples from MEVACO so that you can optimally advise your customers.

// 08

SIMPLY successful

We simplify everything else for you so that you can focus on your job:
Product selection, order process, delivery, payment, service. MEVACO = simple.

MEVACO
EXPANDED METALS
PERFORATED SHEETS
CRIMPED MESH
WELDED MESH
IT COULDN'T BE EASIER
The simple 8 point program.
MISSION POSSIBLE
METAL WORKERS

SIMPLE
online order process

All our products can be simply ordered in our online shop. There you will find our entire product range as well as current prices and product availability at any time of the day or night.

Your own user account

- Simply register with us and create your own user account
- Easily manage your data
- Purchase on account
- Set up additional login options for your employees

Immediate price information

- You can view volume-dependent prices 24 hours a day
- Prices also available for desired products
- All price indications always include packaging and dispatch
- All price indications always include packaging and transport, i.e. CARRIAGE PAID

Desired product

- You can configure desired products and batches quickly and simply online*
- Delivery already from an order quantity of 1 item
- Production in max. 4 days
- Additional information on the desired products from page 34

Discount

- Discount on every online order
- Discount when you order multiple items: On every individual item from the second order item**

www.mevaco.com

* Not all configuration options for perforated sheets are available in the online shop (see pages 40–43 for this purpose).
** Accessories are excluded from the multiple order item discount.

SIMPLY
nearby

SALES BRANCHES

D	Hanover Leipzig Lüdenscheid Munich Weilheim/Teck
AT	Baden
CH	Aarau
F	Nantes
IT	Egna
HU	Szekszárd
PL	Cracow Poznań

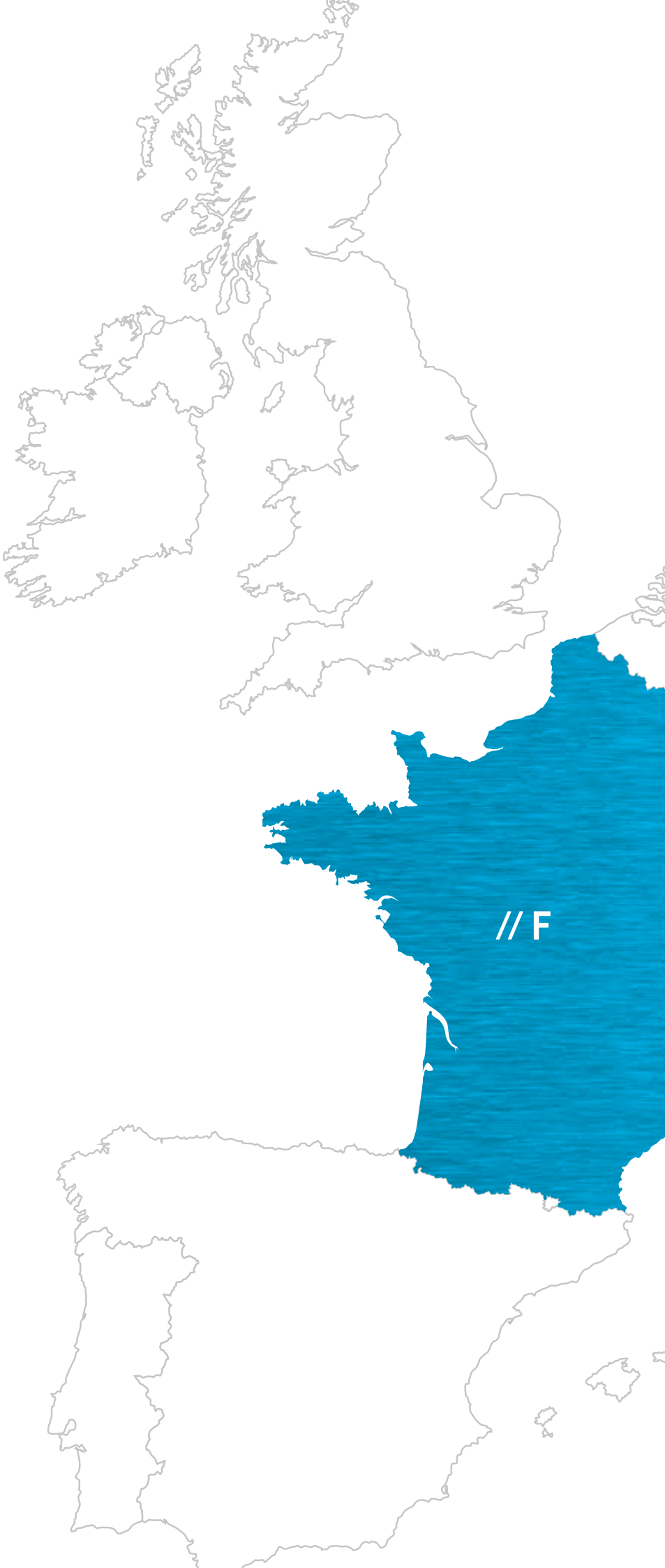

SALES PARTNERS

Scandinavia
Romania
Czech Republic
Slovenia
Baltic states
Great Britain
The Netherlands

CONTACT

All contact details can be found
on the back page of the catalogue.

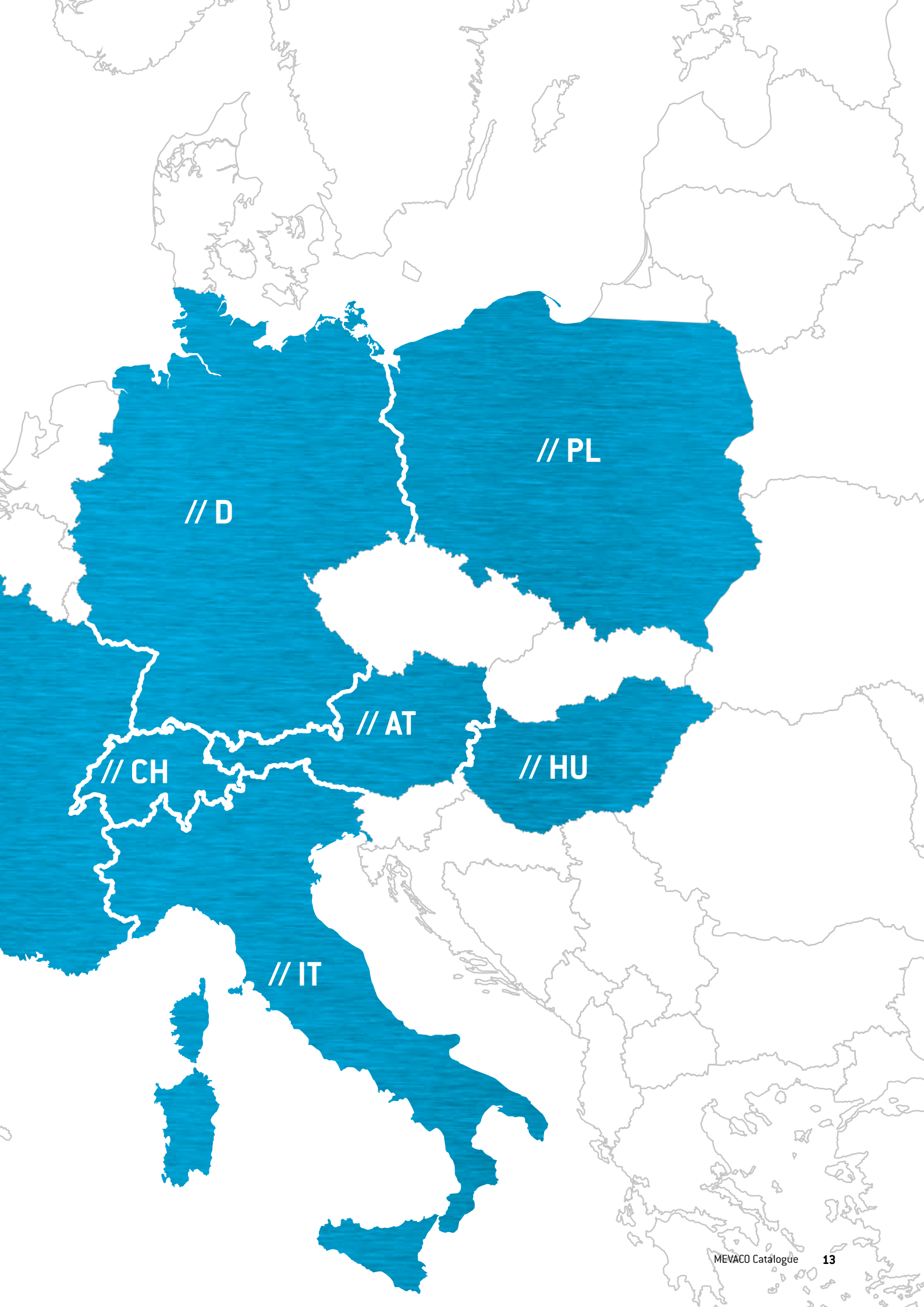
// PL
// D
// AT
// HU
// CH
// IT

SIMPLY
remarkable

60 MILLION

euro turnover, in 2013 speaks in favour of our successful business model.

15,000

items and counting can be dispatched to our customers in max. 4 days.

20,000

satisfied customers.

1998

was the year in which our company was founded from the merger of two leading perforated sheet manufacturers.

15

locations in Europe.

135

employees strive each day to ensure your satisfaction and success.

1000,000

deliveries per year.

"Simple is when the customer orders can be immediately loaded onto the delivery trucks and are not piling up on my desk."

Anna Neumann, Warehouse Logistics, MEVACO GmbH, Germany

"Simple is when the idea of my customer can become a reality in just 4 days."

Anikó Balogh, Consultancy and Sales, MEVACO Kft., Hungary

"Simple is when our customers can order online in just a few straightforward steps."

Walter Cembran, Sales Manager, MEVACO Srl, Italy

"Simple is when the order can be sent to the production machine at the click of a button."

Torsten Schubert, Production, MEVACO GmbH, Germany

SIMPLY personal

Our employees give their all every day. This high personal commitment ensures that you the metalworker will always receive top-class service and outstanding product quality. That's a promise!

Additional information on this application can be found in the "Fascination" area of our website or obtained from your MEVACO contact person. All contact details can be found on the back page of the catalogue.

Expanded metal as sun protection

The architect Pier Francesco Cherchi and the metalworker Federico Ledda from Omnimat created a loggia as sun protection, on the Mediterranean island of Sardinia, in order to protect the residents of an apartment building against the high temperatures. MEVACO expanded metal (rhomb 62x23x3) was used in this project. It was fixed onto steel frames and can be fitted from the inside with additional fabric panels.

Privacy protection //
Rhomb 62x23x3, steel 2.0 mm, galvanised (see catalogue, page 74)

Additional information on this application can be found in the "Fascination" area of our website or obtained from your MEVACO contact person. All contact details can be found on the back page of the catalogue.

Crimped mesh as a beautiful railing



Being able to live in a castle is a dream that only a few people can ever realise. However, what if the property, like Burg Schlössl in Uttenheim, South Tyrol, can only be reached after a 45 minute walk? The best solution then is to contact the company Schwärzer from Gais, South Tyrol. The forge and metalworking shop has created direct access to Burg Schlössl with a bold staircase design, in which untreated MEVACO crimped mesh (mesh width 52x52) made from 5 mm thick steel wire as well as profiles made from steel WE 40x40, with a 9.6 mm slot width, are used for the railing.

Staircase railing //
Mesh width 52x52, wire thickness 5 mm
(see catalogue, page 258)

Additional information on this application can be found in the "Fascination" area of our website or obtained from your MEVACO contact person. All contact details can be found on the back page of the catalogue.

How expanded metal is drawing attention to products

Snowboarding is "in". Snowboarders are cool. Snowboard shops must offer their customers something special. Blue Tomato in the ski resort of Schladming relies on refined design to score points with winter sport enthusiasts. On an area of 300 square metres, the untreated expanded metal lends the room the character of an industrial lounge. Stainless steel engineer Egmund Gerhardter deliberately chose MEVACO: "Since I have already been cooperating with the company for many years, I was aware of the high quality of its products. In addition, cooperation always runs like clockwork."

Wall panelling //
Rhomb 115x48x18, steel 1.0 mm,
clear varnish application after production
(see catalogue, page 91)

Additional information on this application can be found in the "Fascination" area of our website or obtained from your MEVACO contact person. All contact details can be found on the back page of the catalogue.

Ceiling covering //
Arabica, aluminium 1.5 mm, powder-coated
(see catalogue, page 22)

How Creativ line has made a ceiling a real eye-catcher

The Asia Cocos bistro in the Designer Outlet Center in Parndorf, Austria, was developed under the direction of the Hamburg architects Ralf Kürbitz and Kerstin Heyroth. Here, guests can enjoy culinary delicacies under a virtual sea on the ceiling. This wave-like illusion was created using MEVACO aluminium perforated sheets in the Arabica perforation from the Creativ line range. Günter Plattl from the company Alu Hofstätter in Rohrbach, Austria, constructed this wonderful undulating "sea". The most beautiful interplays between light and shadow arise in combination with the LED lights.



Additional information on this application can be found in the "Fascination" area of our website or obtained from your MEVACO contact person. All contact details can be found on the back page of the catalogue.

Security and design combined in one material thanks to perforated sheets

The police station in Oderzo, Italy, had to be well and truly secure. Thanks to MEVACO, architect Mario Piaser was able to perform this task very successfully. He affixed painted perforated sheets to all windows and doors so that nobody could enter the rooms or even fire shots into them – corresponding tests were carried out in this respect. The colour "Marron Monteado" also perfectly matches the historical building. Perforated sheets prove that security and design need not be incompatible.

Privacy protection //
LR5x20 Z9x24, thickness 2.0 mm,
hot-dip galvanised and powder-coated after production
(see catalogue, page 210)



Additional information on this application can be found in the "Fascination" area of our website or obtained from your MEVACO contact person. All contact details can be found on the back page of the catalogue.

How perforated sheets shine as privacy protection

There are over 660,000 private swimming pools in Germany according to a study carried out by the market research company GfK, with 12,000 new pools being built every year. A market full of opportunity in which Petra Ketzer with her company "Rund ums Schwimmbad" is making quite a splash. A pool with privacy screens made from MEVACO perforated sheets R20 U48.5, hot-dip galvanised steel, can now be found in her company's exhibition area. "More and more customers are deciding in favour of privacy protection. Their top priority, in this connection, is that it is easy to maintain. This is where perforated sheets stand out from all the other materials," says the company owner.

Privacy protection //
R20 U48.5, steel 2 mm,
hot-dip galvanised after production
(see catalogue, page 158)

Additional information on this application can be found in the "Fascination" area of our website or obtained from your MEVACO contact person. All contact details can be found on the back page of the catalogue.

Ceilings and walls as an art form thanks to expanded metal

Philippe Lebourg from the architect's office Agence Azimut in Nantes loves expanded metal. He not only enclosed the ceiling metal carriers in his new office with an expanded metal covering (rhomb 20x10x2), but also the 5.80 m long filing cabinet (rhomb 20x10.5x2). There the metal was wrapped around the frame similar to a canvas so that interesting effects can also arise when the doors are opened. The company Jallais S.A. from Nantes was responsible for the excellent craftsmanship.



Office ceiling covering and cabinet panelling //
Rhomb 20x10x2, bridge thickness 1.0 mm, galvanised
(see catalogue, page 55)



Additional information on this application can be found in the "Fascination" area of our website or obtained from your MEVACO contact person. All contact details can be found on the back page of the catalogue.

How stainless steel perforated sheets are braving the elements

On a rock wall in Schaanwald there is a beautiful object with a copper outer skin, which also has impressive inner values. In winter it withstands extreme weather conditions and in summer lets the sun light up its façade. However, the beauty designed by Walter Istermann has even more advantages. Its weather-resistant railings made from stainless steel perforated sheets filter the sun's rays and keep out curious glances. It was easily mounted thanks to the MEVACO profile edgings. No wishes are left unfinished in the case of such an ensemble.

Railing: Residential building // C15 U40, stainless steel 1.50 mm (see catalogue, page 185)

SIMPLY
more than the standard

MEVACO offers much more than just standard products. You can, of course, search as usual for classic sizes, perforations and materials on the following pages. But this is not, by a long shot, all that is available to you! Why not have us produce customised products for you? You can also directly select the optimal sheet form for your requirements and much more. We will quite simply make your dreams a reality!

Select the desired material

Regardless of whether here or on our website: Select your desired material.*

Steel

Hot-dip galvanised after production

- According to DIN EN ISO 1461, only available for stock perforated sheets
- Unprotected surfaces and cut edges that arise due to further processing must be accordingly protected against corrosion

S355J2WP+N (Corten 1.8946)

- Weather-resistant structural steel
- As-delivered condition is blank/not exposed to weathering

DX51D (pre-galvanised St 02 Z)

- Pre-galvanised material
- Cutting and punching edges that arise due to the production process do not have a zinc coating
- Please note: A zinc coating does not provide adequate and lasting corrosion protection where the respective product is used outdoors

X5CrNi18-10 2B (AISI 304)

Rolled blank

The material is ID hot rolled from a thickness of 3.0 mm

- **Grain 240 polished on one side, PVC-coated on one side**
- **Grain 240 polished on both sides, PVC-coated on both sides**

In the case of pre-polished material:

- The indentation that arises due to perforation is also pre-polished
- Visual effect: The perforation can appear oval in the polished direction depending on the line of vision

There are two versions in the case of perforated sheets that are polished on both sides:

- Rear side is polished afterwards (after perforation), front side is – where required – polished afterwards
- Material pre-polished on both sides, rear side with transparent PVC coating

- **X2CrNiMo17-12-2 2B (AISI 316 L)**
- **X6CrNiMoTi17-12-2 2B (AISI 316 Ti)**
- **X6CrNiTi18-10 2B (AISI 321)**

* Please note that all products are not available in every material.

ALUMINIUM

EN AW-1050A H24
- **Rolled blank**
- **PVC-coated on one side**

EN AW-5754 H22
Rolled blank

EN AW-5005 H24 EQ
- **PVC-coated on one side**
- **PVC-coated on both sides**
- **Pre-anodised on both sides E6/C0, PVC-coated on one side**

The inner edges of the perforations and cut edges do not have an anodised layer:
- Sufficient corrosion protection can not be ensured at these locations

Marks:
- Wear marks on the side without PVC coating can not be prevented in the case of the perforation of a material that is PVC-coated on one side
- A scratch-free rear side can not be guaranteed

COPPER/ BRASS

- **Cu-DHP R240**
- **CuZn37**

TITANIUM ZINC

D-Zn

NEW

POWDER COATING

You can now also obtain MEVACO desired products with powder coating:
- Over 75 colours to choose from: All customised parts in the respective desired colour
- Everything from a single source: Pre-cut parts and coating from MEVACO
- Rapid delivery: The custom-made and powder-coated products will be on their way to you in max. 12 working days
- Additional information in the chapter "Technology/Tips"

Order process for desired products: Expanded metal

In just 4 steps to your desired product

- Order quantities from 1 item possible
- Ready for dispatch in max. 4 days

01 //
Select mesh and material

02 //
Define dimensions

03 //
Combine type of pre-cut part

04 //
Order

01 // Select the mesh and material via the item number

- Select the desired mesh and material on pages 48–106
- Make a note of the item number in the "Desired format" column
- You will find all the information on the individual materials at a glance on pages 36/37

02 // Define the dimensions

- Define your desired width: from 300 to 1500 mm
- Define your desired length: from 300 to 3000 mm
- For technical reasons, individual products are not available in the maximum size 1500 x 3000 mm

03 // Combine the desired type of pre-cut part

You can combine the following types of pre-cut part according to your requirements (where technically feasible):

- On the nodes (the desired dimension must, in this connection, be a multiple of the mesh)
- Customer-defined (through the mesh as desired by customer)
- Symmetrical

04 // Place your order

- In the online shop or by telephone
- You can find all contact details online at www.mevaco.com and on the back page of the catalogue

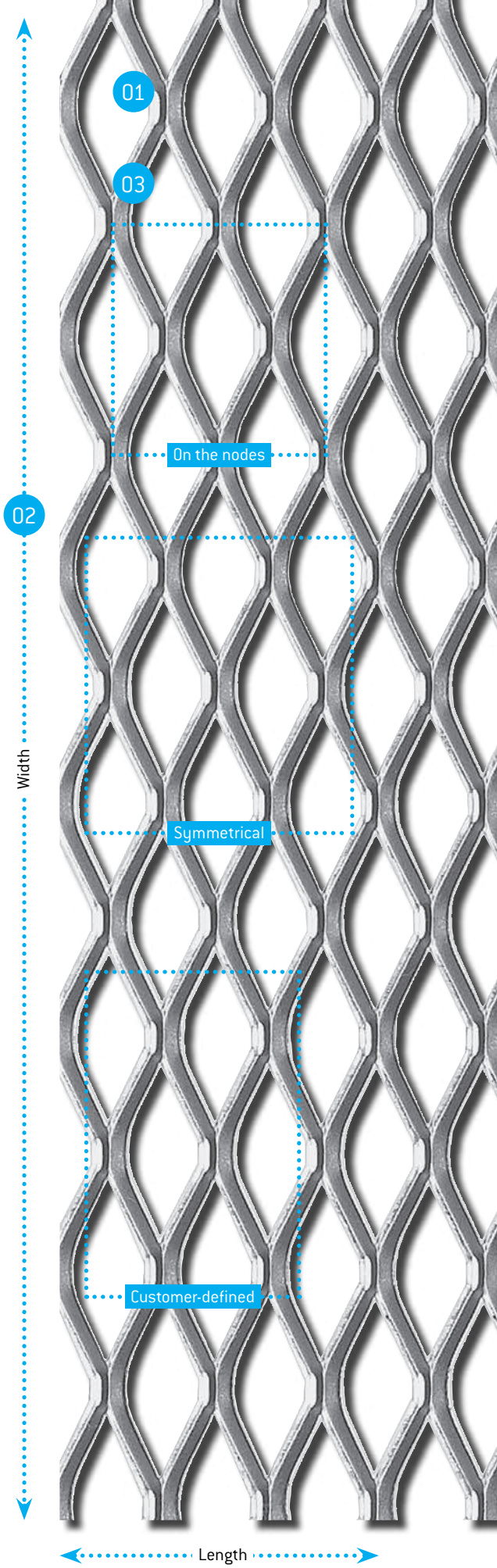

Order process for desired products: Perforated sheet

You can configure your desired product in 5 simple steps

Order online or by telephone

- Order quantities from 1 item possible
- Ready for dispatch in max. 4 days

01 // Select perforation and material

02 // Define dimensions

03 // Select outer contour of perforated zone

04 // Select margin dimension

05 // Order

01 // Select the perforation and material via the item number

- Select the desired perforation and material from the respective pages 108–244
- Make a note of the item number in the "Desired format" column
- You will find all the information on the individual materials at a glance on pages 36/37

02 // Define the dimensions

- Define your desired width: from 125 to 1500 mm
- Define your desired length: from 300 to 4000 mm
- Stainless steel sheets that are polished after production have minimum dimensions of 125 x 700 mm
- For technical reasons, individual products are not available in the maximum size 1500 x 4000 mm

03 // Select the outer contour of the perforated zone

Unfinished end pattern



Finished end pattern with corner holes



Without front margins



Finished end pattern



Finished end pattern without corner holes



04 // Margin dimension

Select the desired margin dimension:

- For technical reasons, the possible margin dimensions are restricted for individual products

05 // Place your order

- In the online shop or by telephone
- You can find all contact details online at www.mevaco.com and on the back page of the catalogue

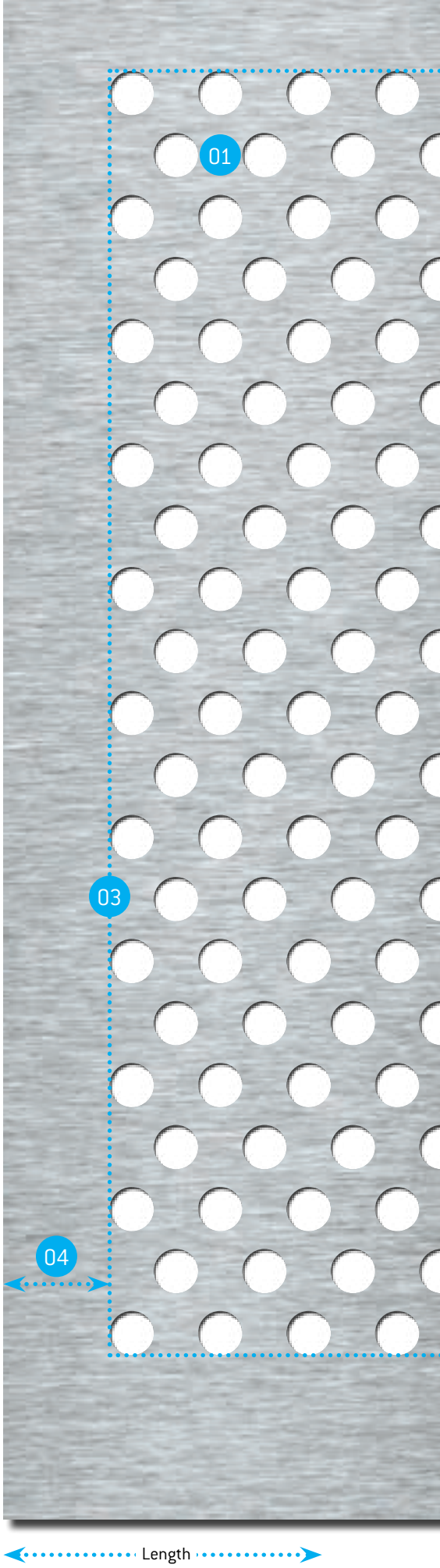

Order process for desired products: Perforated sheet

Additional configuration options for special perforated sheets

Order from your MEVACO contact person

- Order quantities from 1 item possible
- Ready for dispatch in max. 4 days

01 // Select sheet form or free contour

02 // Specify number of perforated zones

03 // Select margin dimension and mounting holes

04 // Specify corner form

05 // Order

01 // Select the sheet form

Standard forms:
- Rectangle, trapezoid, parallelogram

Free contours:
- Customer-defined form
- The perforation in the longitudinal direction must be at least 300 mm at one location and at least 125 mm at one location in the transverse direction
- The individual sections of the freely selected sheet form must be at least 5 mm; it is not possible to design the radii as free forms

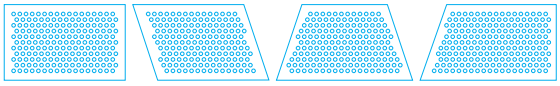

Standard forms

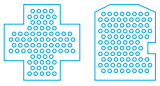

Example for free forms

02 // Specify the number and position of the perforated zones

Define the required number of perforated zones:
- For the “rectangle” sheet form: 1 to 16 perforated zones, positioned parallel to sheet form
- For “parallelogram” and “trapezoid” sheet forms: 1 perforated zone, positioned parallel to the sheet form
- In the case of freely selected sheet forms, the perforated zones can be designed similar to the sheet form or in a user-defined manner

03 // Select the margin dimension and mounting holes

Select the desired margin dimension:
- For technical reasons, the possible margin dimensions are restricted for individual products

Select the mounting holes:
- Position and rotate on the sheets as desired
- Mounting hole must be located outside the perforated zone
- The form of each mounting hole is independent of the selected hole pattern

04 // Specify the corner form

90° angle

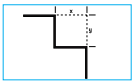

Notch

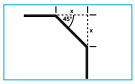

Bevel

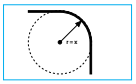

Radius

05 // Place your order

- From your MEVACO contact person
- You can find all contact details online at www.mevaco.com and on the back page of the catalogue

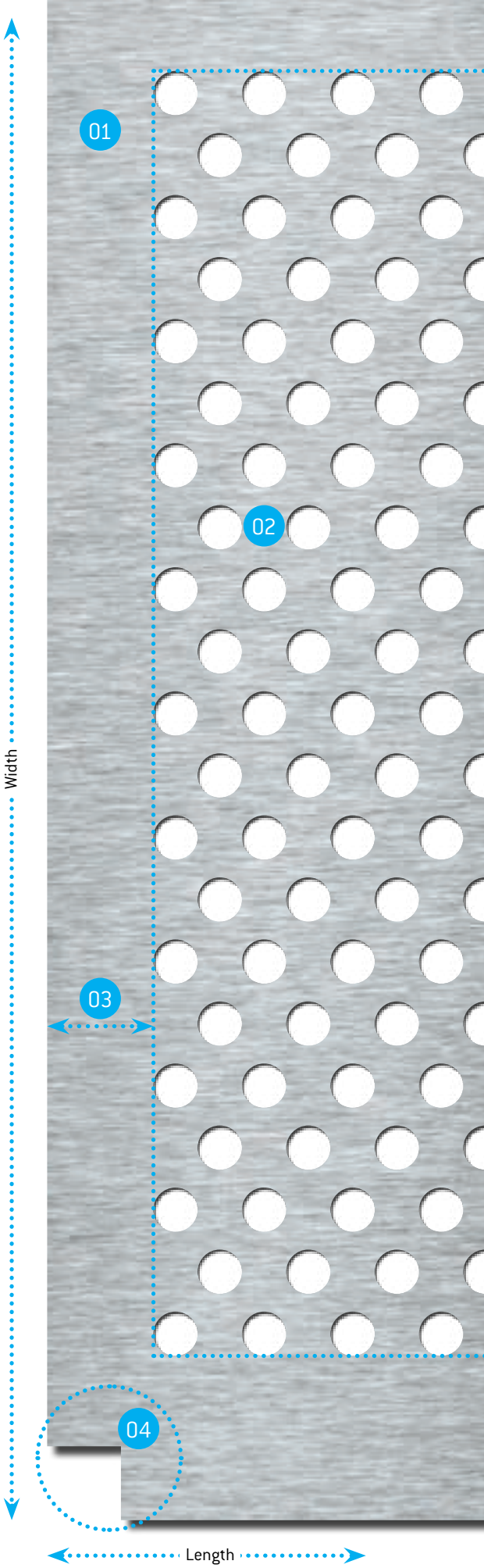

NEW Desired product – PerfAction perforated sheet

A real wow effect is generated when photos are brought to life in perforated sheet applications. MEVACO now offers you the possibility to display your photos in perforated sheet applications. Images with different depth effects arise due to the irregular layout of the different-sized perforations. A wide range of design and application options exists for these customised perforated sheets. In addition to image motifs, MEVACO PerfAction is also ideally suited for company logos, pictograms, figures and much more.

Garden table made from aluminium, material thickness 2.0 mm. The surface has a white powder coating.



The conversion algorithm of our partner fotoblech.at ensures – due to a stochastic distribution of the hole sizes – an almost photorealistic reproduction of the colour gradients, shadows and depths.

TIP // PERFACTION

In the case of PerfAction sheets, the colour of the sheet and background should be taken into account at an early stage in the project planning, as the colour of the sheet and background affect the visual impression of the image.

Simply send your image to MEVACO to receive an offer

- The photo can be positioned on the sheet independently of the sheet form
- We will provide you with a drawing of the photo realised in perforation form in the offer
- Please contact your MEVACO contact person directly in the case of queries



POWERED BY fotoblech.at

Order process for desired products: Crimped mesh, welded mesh

In just 3 steps to your desired product

- Order quantities from 1 item possible
- Ready for dispatch in max. 4 days

01 //
Select mesh and material

02 //
Define dimensions

03 //
Order

01 // Select the mesh and material via the item number

- Select the desired mesh and material on pages 252–271
- Make a note of the item number in the “Desired format” column

02 // Define the dimensions

- Define your desired width: from 300 to 2000 mm
- Define your desired length: from 300 to 3000 mm
- Individual variants are not available in the maximum size
- You can find additional information in the chapter “Technology/Tips”

03 // Place your order

- In the online shop or by telephone
- You can find all contact details online at www.mevaco.com and on the back page of the catalogue



EXPANDED METALS

EXPANDED METALS

RHOMB 50–99

HEXAGON 100

SQUARE 101–102

WAVE 103–106

ALWAYS UP TO DATE:

You can also find all MEVACO products and our new products online at:
www.mevaco.com

Rhomb 8x4x1



▶ Expansion direction
l = 8 mm
b = 4 mm
c = 1 mm
Open area: 50%

Figure above in material thickness 1.0 mm

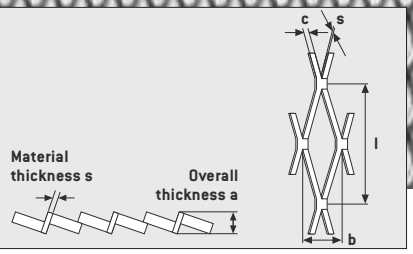

Material (desired formats also available in powder-coated finish)	Material thickness	Overall thickness a in mm	Desired format	Small format 1000 x 2000 mm	Medium format 1250 x 2500 mm	Large format 1500 x 3000 mm	Weight kg/m²
Steel							
	1.0 Ⓜ	approx. 1.7	500052	101095	101417		3.9
Pre-galvanised							
DX51D	1.0	approx. 1.7	500035	101662	101665		3.9
Aluminium							
EN AW-1050A H24	1.0	approx. 1.7	500001	101595	154029		1.4

SIMPLY CLICK TO EXPAND // ALL INFORMATION AT A GLANCE
You will find information on the following topics in the front expanded page: tables, desired format and powder coating!

Rhomb 8x6x1



▶ Expansion direction
l = 8 mm
b = 6 mm
c = 1 mm
Open area: 67%

Figure above in material thickness 1.0 mm

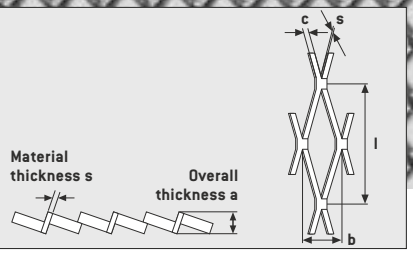

Material (desired formats also available in powder-coated finish)	Material thickness	Overall thickness a in mm	Desired format	Small format 1000 x 2000 mm	Medium format 1250 x 2500 mm	Large format 1500 x 3000 mm	Weight kg/m²
Steel							
	1.0 M	approx. 1.9	500053	101096	154456		2.6
Aluminium							
EN AW-1050A H24	1.0	approx. 1.9	500002	153970	154030		0.9

Rhomb 10x6x1

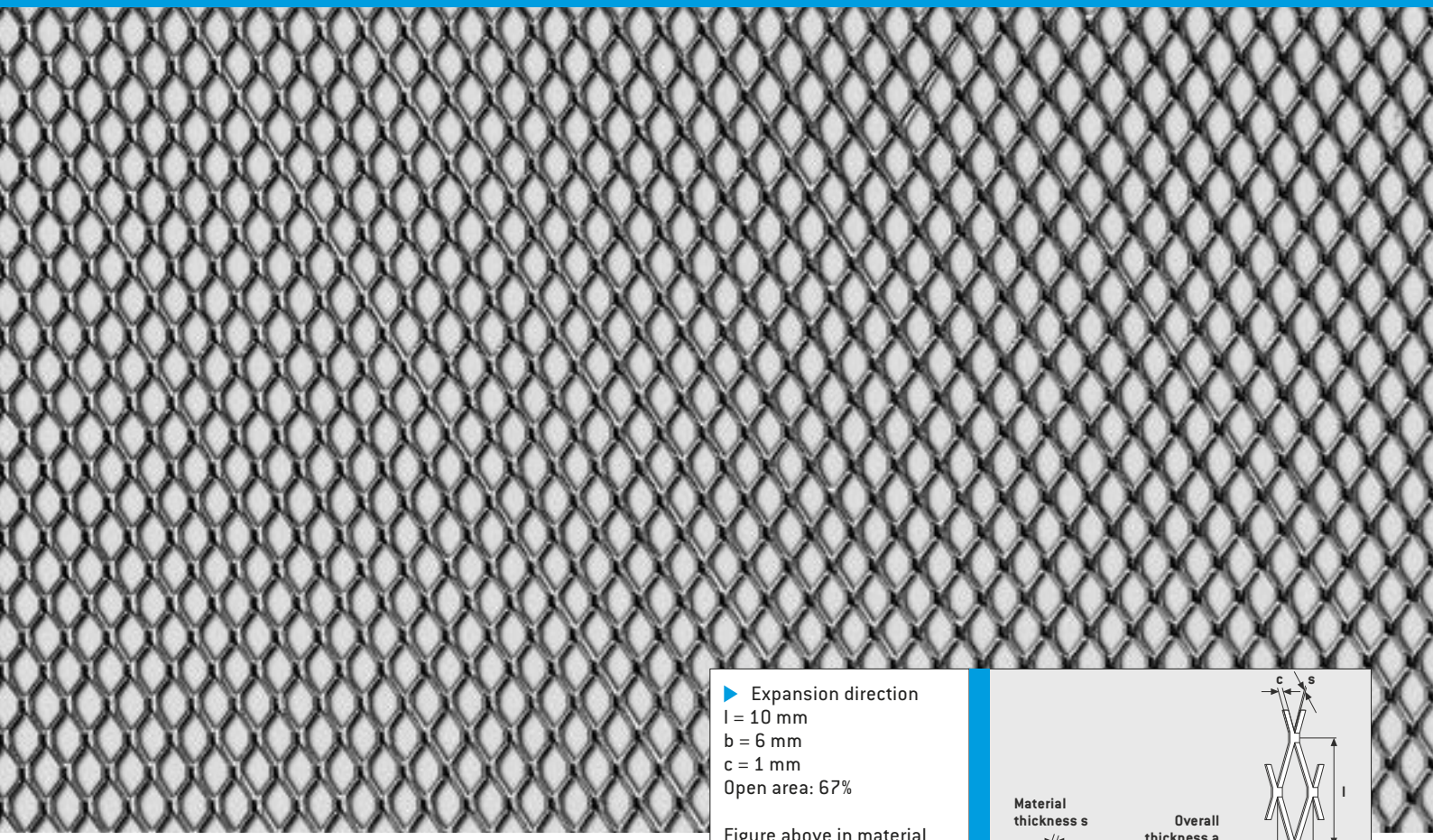

▶ Expansion direction
l = 10 mm
b = 6 mm
c = 1 mm
Open area: 67%

Figure above in material thickness 1.0 mm

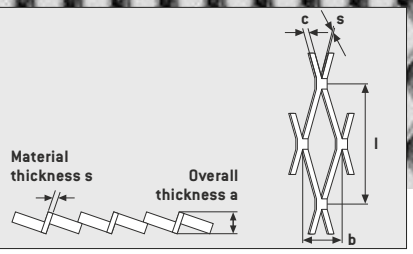

Material (desired formats also available in powder-coated finish)	Material thickness	Overall thickness a in mm	Desired format	Small format 1000 x 2000 mm	Medium format 1250 x 2500 mm	Large format 1500 x 3000 mm	Weight kg/m²
Steel							
	1.0	approx. 1.9	500054	154409	154457		2.6
Pre-galvanised							
DX51D	1.0	approx. 1.9	500036	101663	154295		2.6
Aluminium							
EN AW-1050A H24	1.0 M	approx. 1.9	500003	101105	157950		0.9

SIMPLY CLICK TO EXPAND // ALL INFORMATION AT A GLANCE
You will find information on the following topics in the front expanded page: tables, desired format and powder coating!

Rhomb 12x6x2

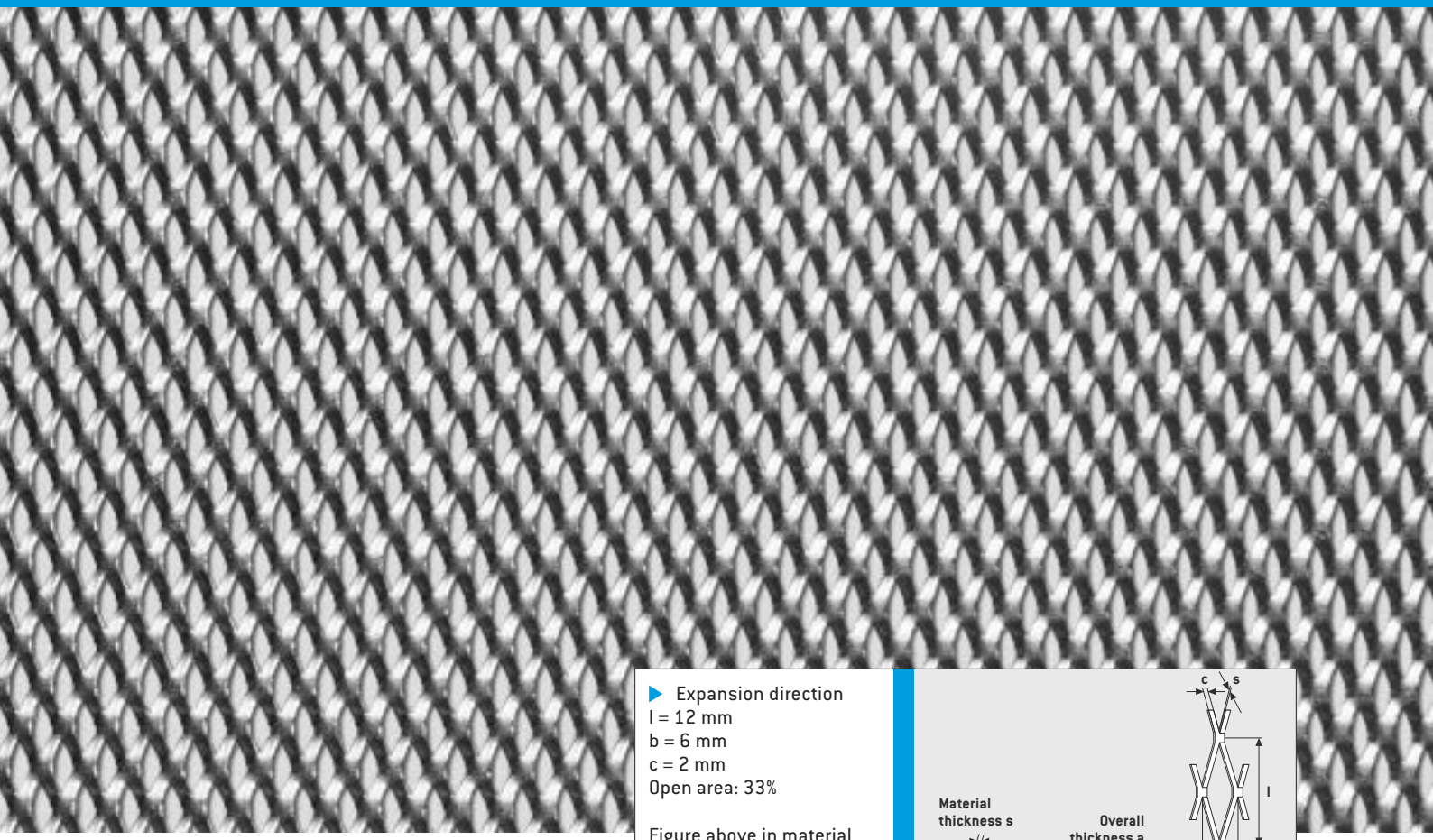

▶ Expansion direction
l = 12 mm
b = 6 mm
c = 2 mm
Open area: 33%

Figure above in material thickness 1.0 mm

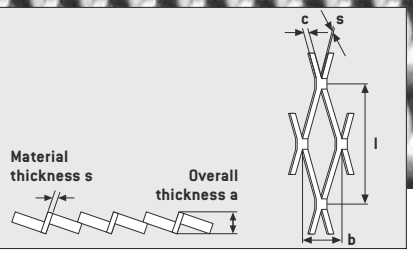

Material (desired formats also available in powder-coated finish)	Material thickness	Overall thickness a in mm	Desired format	Small format 1000 x 2000 mm	Medium format 1250 x 2500 mm	Large format 1500 x 3000 mm	Weight kg/m²
Steel							
	1.0 Ⓜ	approx. 3.0	500055	101005	154458	154517	5.2
	1.5	approx. 3.0	500121	154410	154459		7.9
Pre-galvanised							
DX51D	1.0	approx. 3.0	500037	101473	154296		5.2
	1.5	approx. 3.0	500103	154240	154297		7.9
Aluminium							
EN AW-1050A H24	1.0	approx. 3.0	500004	153971	154031	154094	1.8
	1.5	approx. 3.0	500073	153972	154032	154095	2.7

Rhomb 16x8x1,5

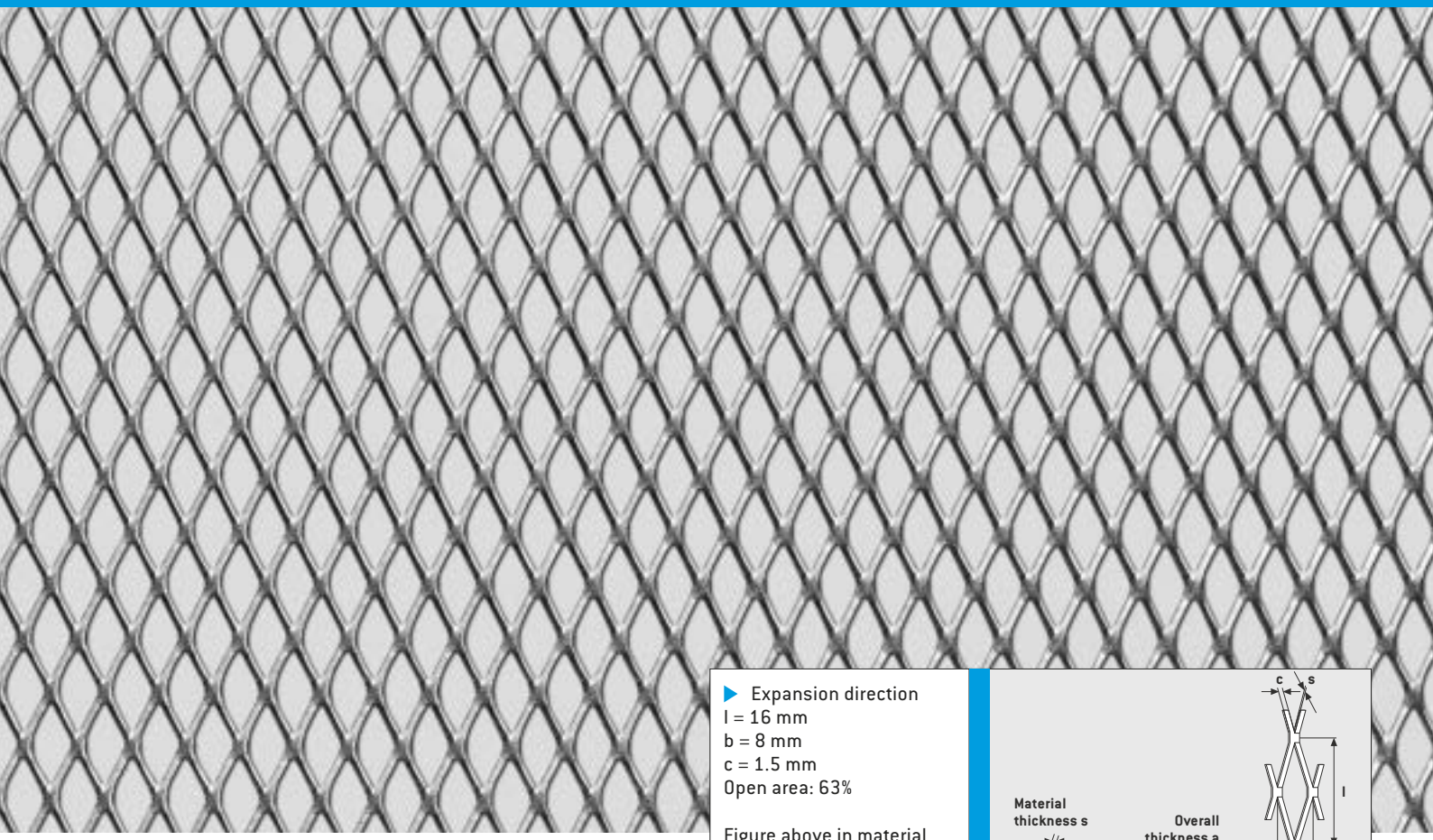

▶ Expansion direction
l = 16 mm
b = 8 mm
c = 1.5 mm
Open area: 63%

Figure above in material thickness 1.0 mm

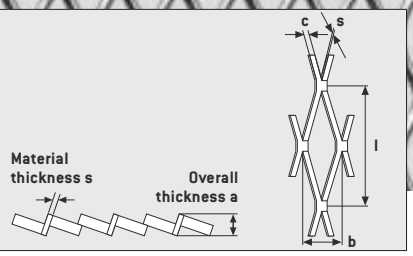

Material (desired formats also available in powder-coated finish)	Material thickness	Overall thickness a in mm	Desired format	Small format 1000 x 2000 mm	Medium format 1250 x 2500 mm	Large format 1500 x 3000 mm	Weight kg/m²
Steel							
	1.0	approx. 2.8	500056	154411	154460	154518	2.9
	1.5	approx. 2.8	500122	154412	101599	101673	4.4
Pre-galvanised							
DX51D	1.0	approx. 2.8	500038	101260	154298		2.9
	1.5	approx. 2.8	500104	154241	154299		4.4
Aluminium							
EN AW-1050A H24	1.0	approx. 2.8	500005	101262	154033	154096	1.0
	1.5	approx. 2.8	500074	153973	154034	154097	1.5
Stainless steel							
X5CrNi18-10 2B AISI 304	1.0 M	approx. 2.8	500022	101261			2.9

SIMPLY CLICK TO EXPAND // ALL INFORMATION AT A GLANCE
You will find information on the following topics in the front expanded page: tables, desired format and powder coating!

Rhomb 20x10x2



Application example on pages 30/31. Additional applications can be found – always in updated form – in the "Fascination" area of our website.

▶ Expansion direction
l = 20 mm
b = 10 mm
c = 2 mm
Open area: 60%

Figure above in material thickness 1.0 mm

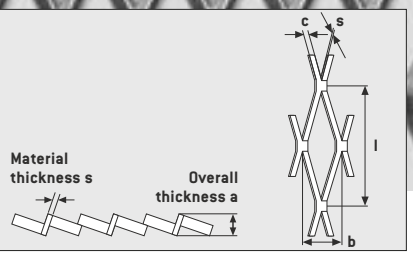

Material (desired formats also available in powder-coated finish)	Material thickness	Overall thickness a in mm	Desired format	Small format 1000 x 2000 mm	Medium format 1250 x 2500 mm	Large format 1500 x 3000 mm	Weight kg/m²
Steel							
	1.0	approx. 3.7	500057	101006	101413	101674	3.1
	1.5	approx. 3.7	500123	154413	154462	154521	4.7
	2.0	approx. 3.7	500172	154414	154463		6.3
Pre-galvanised							
DX51D	1.0	approx. 3.7	500039	101664	154300		3.1
	1.5	approx. 3.7	500105	154243	154301		4.7
	2.0	approx. 3.7	500157	154244	154302		6.3
Aluminium							
EN AW-1050A H24	1.0 M	approx. 3.7	500006	101104	101418	154098	1.1
	1.5	approx. 3.7	500075	153974	154035	154099	1.6
	2.0	approx. 3.7	500139	153975	154036	154100	2.2
Stainless steel							
X5CrNi18-10 2B AISI 304	1.0	approx. 3.7	500023	101474			3.1

Rhomb 20x15x1,5

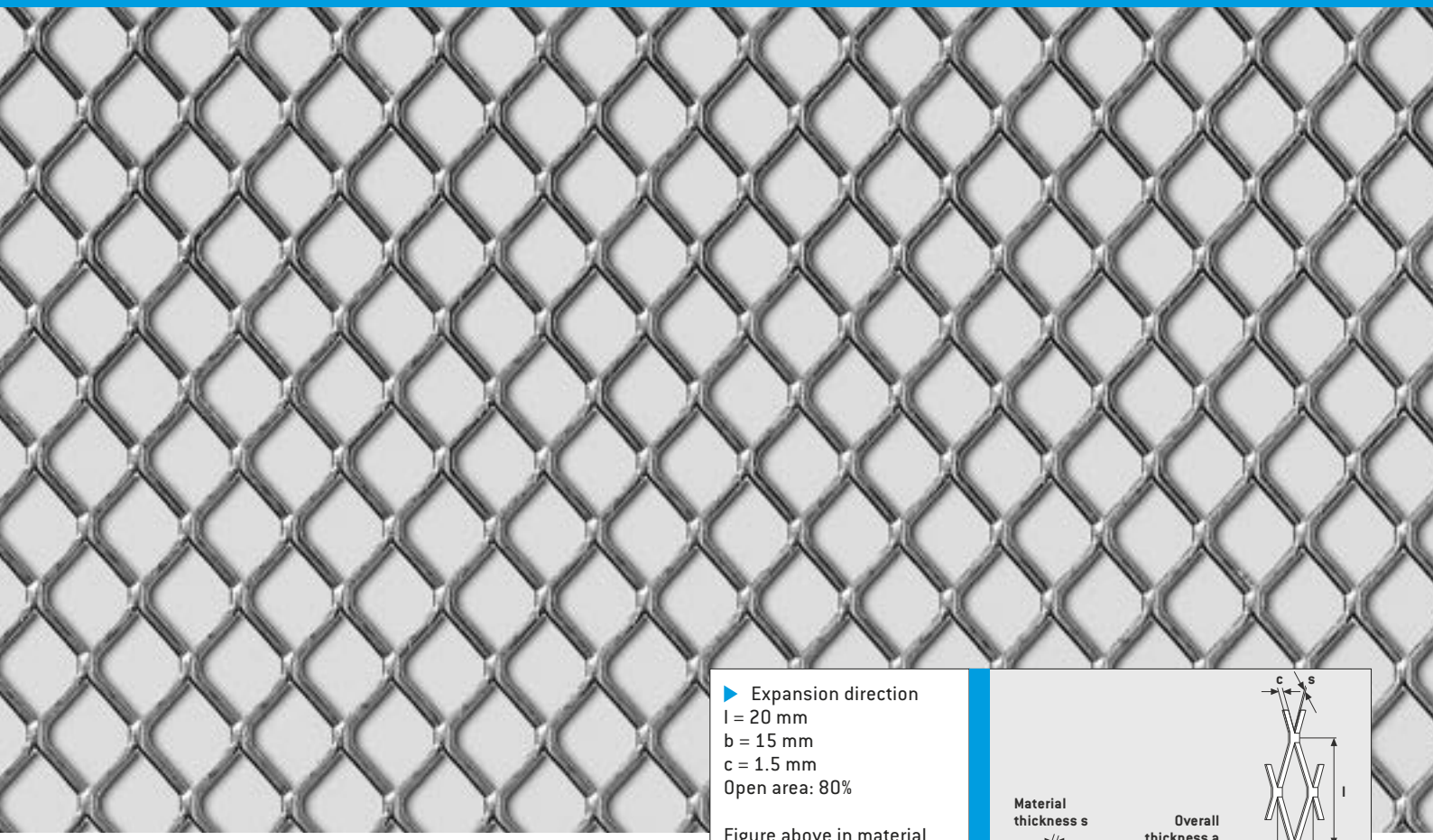

▶ Expansion direction
l = 20 mm
b = 15 mm
c = 1.5 mm
Open area: 80%

Figure above in material thickness 1.0 mm

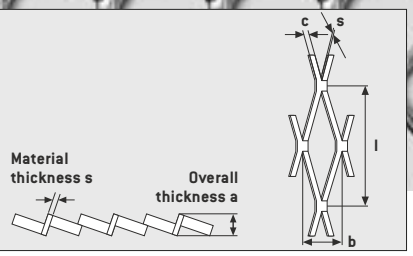

Material (desired formats also available in powder-coated finish)	Material thickness	Overall thickness a in mm	Desired format	Small format 1000 x 2000 mm	Medium format 1250 x 2500 mm	Large format 1500 x 3000 mm	Weight kg/m²
Steel							
	1.5	approx. 2.9	500124	101549	154465	154523	2.4
Pre-galvanised							
DX51D	1.5 M	approx. 2.9	500106	101552	154304		2.4
Aluminium							
EN AW-1050A H24	1.0	approx. 2.9	500007	153976	154037	154101	0.5
	1.5	approx. 2.9	500076	153977	154038	154102	0.8

SIMPLY CLICK TO EXPAND // ALL INFORMATION AT A GLANCE
You will find information on the following topics in the front expanded page: tables, desired format and powder coating!

Rhomb 28x9x2,5



▶ Expansion direction
l = 28 mm
b = 9 mm
c = 2.5 mm
Open area: 44%

Figure above in material thickness 1.0 mm

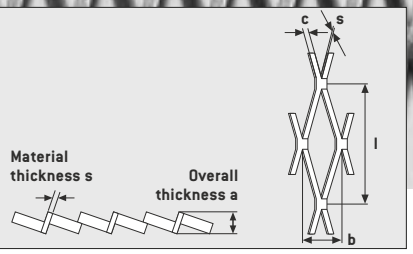

Material (desired formats also available in powder-coated finish)	Material thickness	Overall thickness a in mm	Desired format	Small format 1000 x 2000 mm	Medium format 1250 x 2500 mm	Large format 1500 x 3000 mm	Weight kg/m²
Steel							
	1.0 Ⓜ	approx. 4.2	500059	101420	154466	154524	4.4
	1.5	approx. 4.2	500125	154416	154467	154525	6.5
	2.0	approx. 4.2	500173	154417	154468	154526	8.7
Pre-galvanised							
DX51D	1.0	approx. 4.2	500040	154246	154305		4.4
	1.5	approx. 4.2	500107	154247	154306		6.5
	2.0	approx. 4.2	500158	154248	154307		8.7
Aluminium							
EN AW-1050A H24	1.0	approx. 4.2	500008	153978	154039	154103	1.5
	1.5	approx. 4.2	500077	153979	154040	154104	2.3
	2.0	approx. 4.2	500140	101660	154041	154105	3.0
Stainless steel							
X5CrNi18-10 2B AISI 304	1.0	approx. 4.2	500024	154164			4.4

Rhomb 28x13x2

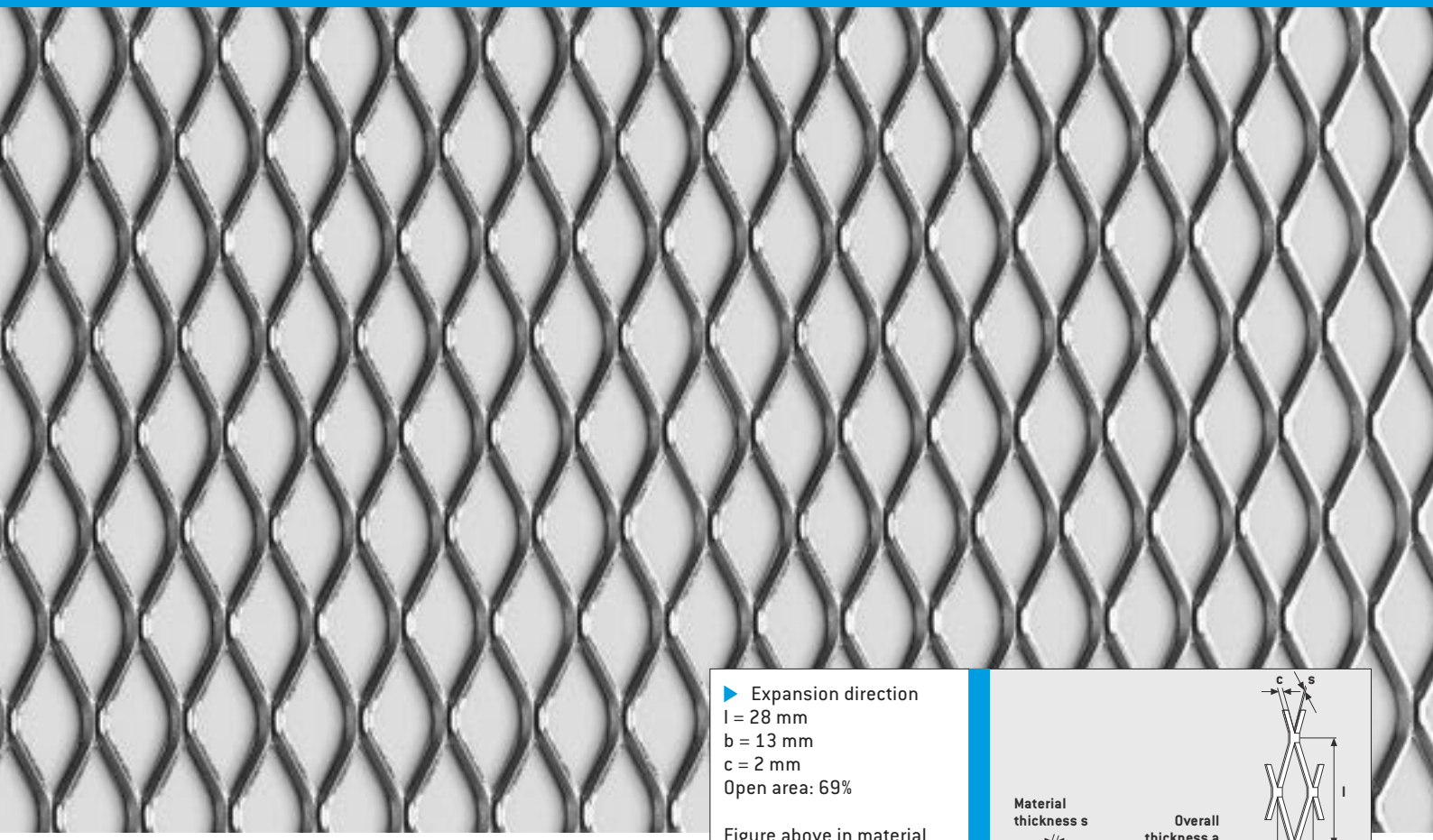

▶ Expansion direction
l = 28 mm
b = 13 mm
c = 2 mm
Open area: 69%

Figure above in material thickness 1.5 mm

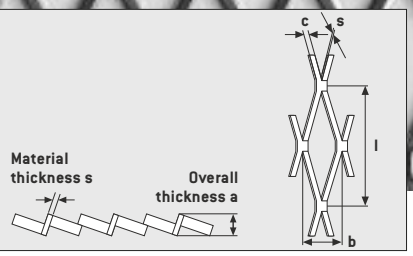

Material (desired formats also available in powder-coated finish)	Material thickness	Overall thickness a in mm	Desired format	Small format 1000 x 2000 mm	Medium format 1250 x 2500 mm	Large format 1500 x 3000 mm	Weight kg/m²
Steel							
	1.0	approx. 3.8	500060	154418	154469	154527	2.4
	1.5 M	approx. 3.8	500126	101475	154470	154528	3.6
	2.0	approx. 3.8	500174	101679	101668	101601	4.8
Pre-galvanised							
DX51D	1.0	approx. 3.8	500041	154249	154308		2.4
	1.5	approx. 3.8	500108	154250	154309		3.6
	2.0	approx. 3.8	500159	154251	154310		4.8
Aluminium							
EN AW-1050A H24	1.0	approx. 3.8	500009	153981	154042	154106	0.8
	1.5	approx. 3.8	500078	153982	154043	154107	1.2
	2.0	approx. 3.8	500141	153983	154044	154108	1.7
Stainless steel							
X5CrNi18-10 2B AISI 304	1.0	approx. 3.8	500025	154165			2.4
	1.5	approx. 3.8	500091	154166			3.6

SIMPLY CLICK TO EXPAND // ALL INFORMATION AT A GLANCE
You will find information on the following topics in the front expanded page: tables, desired format and powder coating!

Rhomb 30x17x2,5



▶ Expansion direction
l = 30 mm
b = 17 mm
c = 2.5 mm
Open area: 71%

Figure above in material thickness 1.5 mm

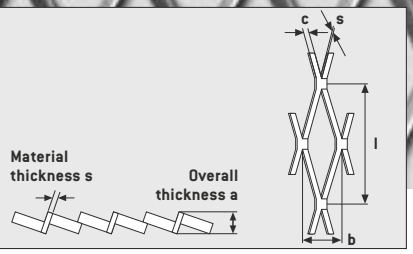

Material (desired formats also available in powder-coated finish)	Material thickness	Overall thickness a in mm	Desired format	Small format 1000 x 2000 mm	Medium format 1250 x 2500 mm	Large format 1500 x 3000 mm	Weight kg/m²
Steel							
	1.0	approx. 4.8	500061	154420	154472	154530	2.3
	1.5	approx. 4.8	500127	101263	154473	154531	3.5
	2.0	approx. 4.8	500175	154421	154474	154532	4.6
Pre-galvanised							
DX51D	1.5 M	approx. 4.8	500109	101264	101411		3.5
	2.0	approx. 4.8	500160	154253	154312		4.6
Aluminium							
EN AW-1050A H24	1.0	approx. 4.8	500010	153984	154045	154109	0.8
	1.5	approx. 4.8	500079	153985	154046	154110	1.2
	2.0	approx. 4.8	500142	153986	154047	154111	1.6
Stainless steel							
X5CrNi18-10 2B AISI 304	1.0	approx. 4.8	503184	158081			2.3
	1.5	approx. 4.8	500092	101265			3.5

Rhomb 40x17x2



▶ Expansion direction
l = 40 mm
b = 17 mm
c = 2 mm
Open area: 76%

Figure above in material thickness 1.5 mm

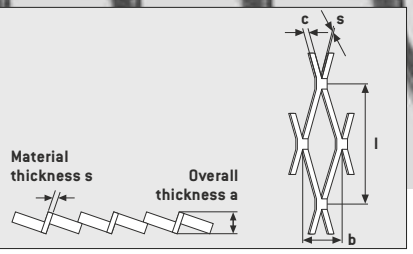

Material (desired formats also available in powder-coated finish)	Material thickness	Overall thickness a in mm	Desired format	Small format 1000 x 2000 mm	Medium format 1250 x 2500 mm	Large format 1500 x 3000 mm	Weight kg/m²
Steel							
	1.0	approx. 3.9	500062	154422	154475	154533	1.8
	1.5	approx. 3.9	500128	101007	154476	154534	2.8
	2.0	approx. 3.9	500176	154423	154477	154535	3.7
Pre-galvanised							
DX51D	1.0	approx. 3.9	500042	154254	154313		1.8
	1.5 M	approx. 3.9	500110	157951	154314		2.8
	2.0	approx. 3.9	500161	154255	154315		3.7
Aluminium							
EN AW-1050A H24	1.0	approx. 3.9	500011	153987	154048	154112	0.6
	1.5	approx. 3.9	500080	153988	154049	154113	1.0
	2.0	approx. 3.9	500143	153989	154050	154114	1.3
Stainless steel							
X5CrNi18-10 2B AISI 304	1.0	approx. 3.9	500026	154168			1.8
	1.5	approx. 3.9	500093	154169			2.8

SIMPLY CLICK TO EXPAND // ALL INFORMATION AT A GLANCE
You will find information on the following topics in the front expanded page: tables, desired format and powder coating!

Rhomb 40x17x2,5



▶ Expansion direction
l = 40 mm
b = 17 mm
c = 2.5 mm
Open area: 71%

Figure above in material thickness 1.0 mm

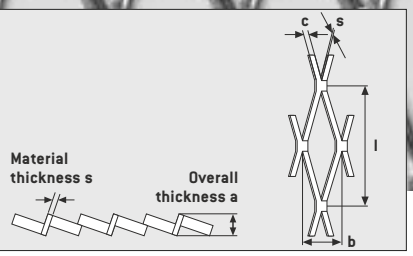

Material (desired formats also available in powder-coated finish)	Material thickness	Overall thickness a in mm	Desired format	Small format 1000 x 2000 mm	Medium format 1250 x 2500 mm	Large format 1500 x 3000 mm	Weight kg/m²
Steel							
	1.0	approx. 4.8	500063	154424	154478	154536	2.3
	1.5	approx. 4.8	500129	154425	154479	154537	3.5
	2.0	approx. 4.8	500177	101666	154480	154538	4.6
Pre-galvanised							
DX51D	1.0	approx. 4.8	500043	154256	154316		2.3
	1.5	approx. 4.8	500111	154257	154317		3.5
	2.0	approx. 4.8	500162	154258	154318		4.6
Aluminium							
EN AW-1050A H24	1.0	approx. 4.8	500012	157946	154051	154115	0.8
	1.5	approx. 4.8	500081	153990	154052	154116	1.2
	2.0	approx. 4.8	500144	153991	154053	154117	1.6
Stainless steel							
X5CrNi18-10 2B AISI 304	1.0	approx. 4.8	500027	154170			2.3
	1.5	approx. 4.8	500094	154171			3.5

Rhomb 43x10x2,5



▶ Expansion direction
l = 43 mm
b = 10 mm
c = 2.5 mm
Open area: 50%

Figure above in material thickness 2.0 mm

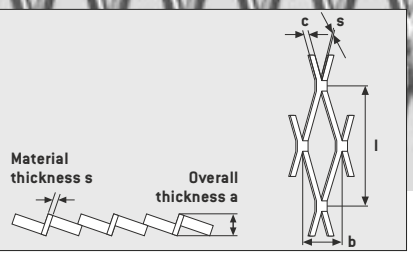

Material (desired formats also available in powder-coated finish)	Material thickness	Overall thickness a in mm	Desired format	Small format 1000 x 2000 mm	Medium format 1250 x 2500 mm	Large format 1500 x 3000 mm	Weight kg/m²
Steel							
	1.0	approx. 4.3	500064	154427	154481	154539	3.9
	1.5	approx. 4.3	500130	154428	154482	154540	5.9
	2.0 M	approx. 4.3	500178	101008	101414	154541	7.9
Pre-galvanised							
DX51D	1.0	approx. 4.3	500044	154259	154319		3.9
	1.5	approx. 4.3	500112	154260	154320		5.9
	2.0	approx. 4.3	500163	154261	154321		7.9
Aluminium							
EN AW-1050A H24	1.0	approx. 4.3	500013	153992	154054	154118	1.4
	1.5	approx. 4.3	500082	153993	154055	154119	2.0
	2.0	approx. 4.3	500145	153994	154056	154120	2.7
Stainless steel							
X5CrNi18-10 2B AISI 304	1.0	approx. 4.3	500028	154172			3.9
	1.5	approx. 4.3	500095	154173			5.9

SIMPLY CLICK TO EXPAND // ALL INFORMATION AT A GLANCE
You will find information on the following topics in the front expanded page: tables, desired format and powder coating!

Rhomb 43x13x2,5

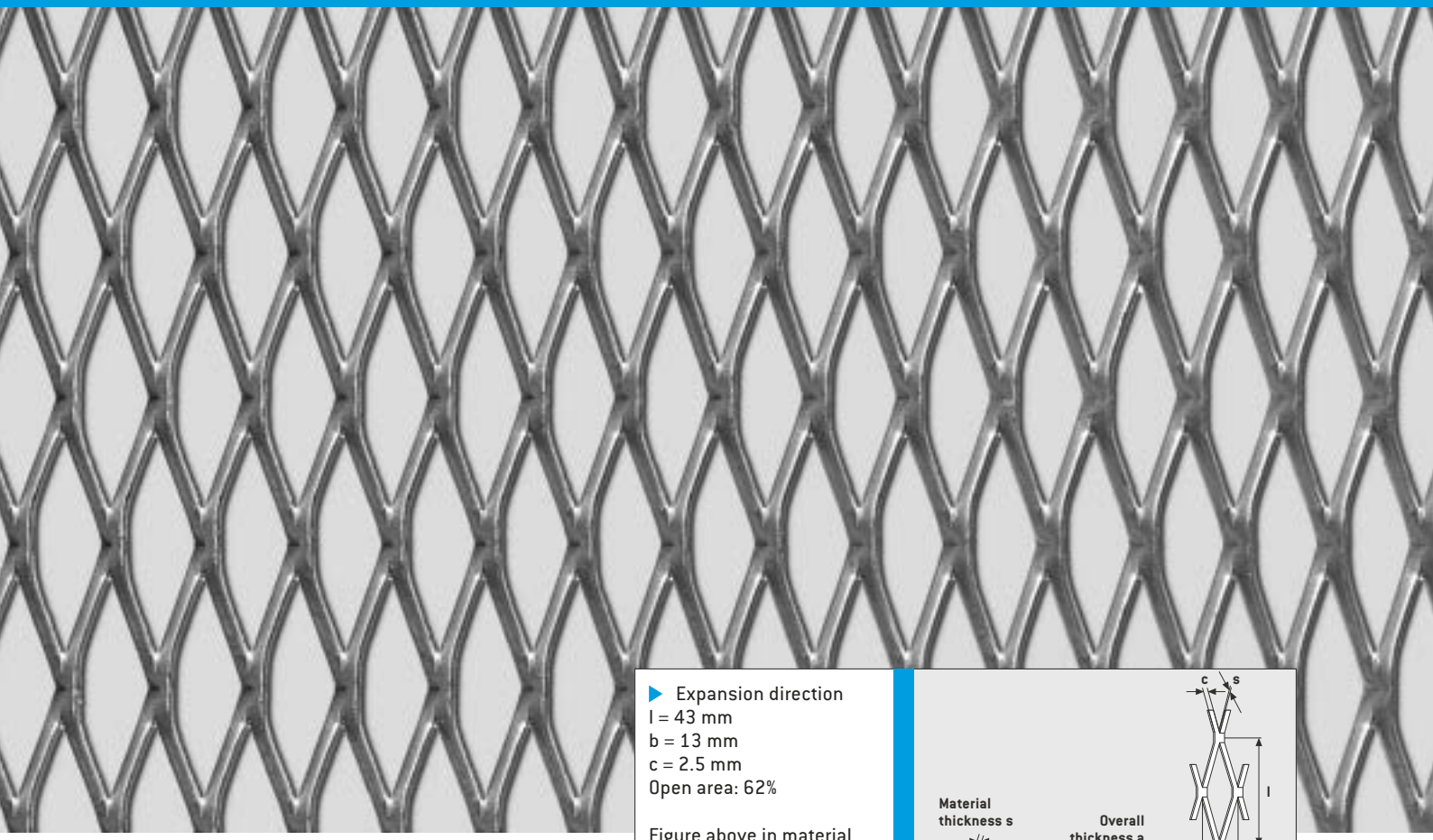

▶ Expansion direction
l = 43 mm
b = 13 mm
c = 2.5 mm
Open area: 62%

Figure above in material thickness 1.5 mm

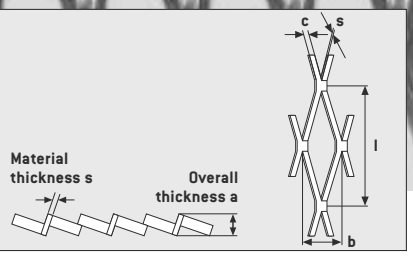

Material (desired formats also available in powder-coated finish)	Material thickness	Overall thickness a in mm	Desired format	Small format 1000 x 2000 mm	Medium format 1250 x 2500 mm	Large format 1500 x 3000 mm	Weight kg/m²
Steel							
	1.0	approx. 4.6	500065	154429	154483	154542	3.0
	1.5 Ⓜ	approx. 4.6	500131	101266	101669	154543	4.5
	2.0	approx. 4.6	500179	101667	101600	154544	6.0
Pre-galvanised							
DX51D	1.0	approx. 4.6	500045	154262	154322		3.0
	1.5	approx. 4.6	500113	157947	154323		4.5
	2.0	approx. 4.6	500164	154263	154324		6.0
Aluminium							
EN AW-1050A H24	1.0	approx. 4.6	500014	153995	154057	154121	1.0
	1.5	approx. 4.6	500083	153996	154058	154122	1.6
	2.0	approx. 4.6	500146	153997	154059	154123	2.1
Stainless steel							
X5CrNi18-10 2B AISI 304	1.0	approx. 4.6	503185	158082			3.0
	1.5	approx. 4.6	500096	101268			4.5

Rhomb 43x15x4

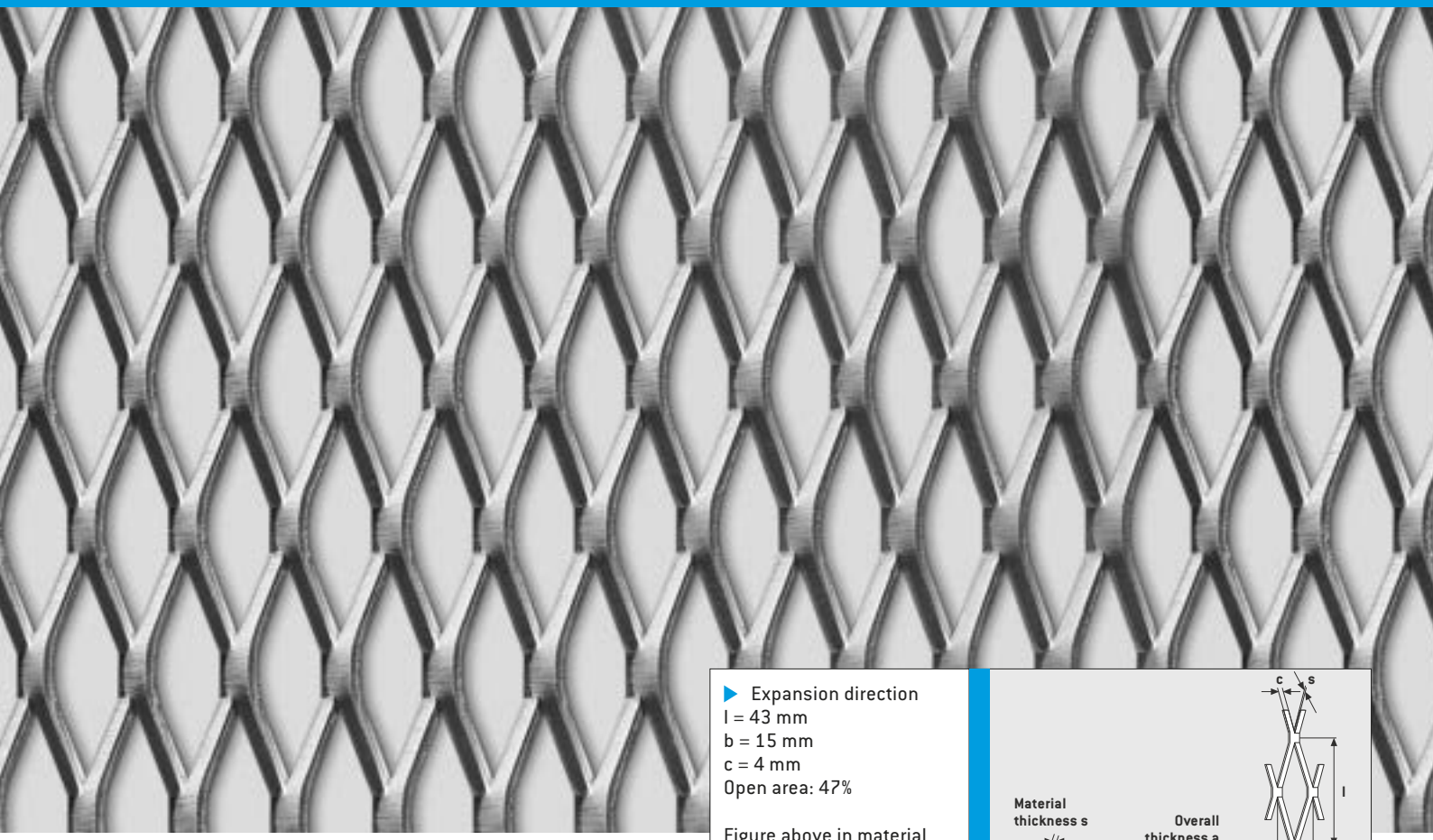

▶ Expansion direction
l = 43 mm
b = 15 mm
c = 4 mm
Open area: 47%

Figure above in material thickness 3.0 mm

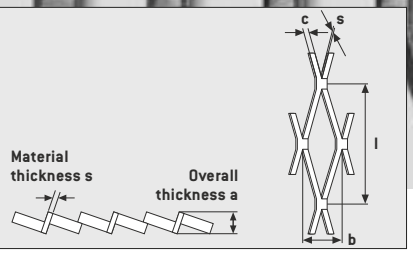

Material (desired formats also available in powder-coated finish)	Material thickness	Overall thickness a in mm	Desired format	Small format 1000 x 2000 mm	Medium format 1250 x 2500 mm	Large format 1500 x 3000 mm	Weight kg/m²
Steel							
	1.0	approx. 6.8	500066	154431	154486	154545	4.2
	1.5	approx. 6.8	500132	154432	154487	154546	6.3
	2.0	approx. 6.8	500180	154433	154488	154547	8.4
	3.0 M	approx. 6.8	500198	101478	101670		12.6
Pre-galvanised							
DX51D	1.0	approx. 6.8	500046	154264	154325		4.2
	1.5	approx. 6.8	500114	154265	154326		6.3
	2.0	approx. 6.8	500165	154266	154327		8.4
Aluminium							
EN AW-1050A H24	1.0	approx. 6.8	500015	153998	154060	154124	1.4
	1.5	approx. 6.8	500084	153999	154061	154125	2.2
	2.0	approx. 6.8	500147	154000	154062	154126	2.9
	3.0	approx. 6.8	500187	154001	154063	154127	4.3
Stainless steel							
X5CrNi18-10 2B AISI 304	1.0	approx. 6.8	500030	154175			4.2
	1.5	approx. 6.8	500097	154176			6.3

SIMPLY CLICK TO EXPAND // ALL INFORMATION AT A GLANCE
You will find information on the following topics in the front expanded page: tables, desired format and powder coating!

Rhomb 43x20x2,5



NEW

▶ Expansion direction
l = 43 mm
b = 20 mm
c = 2.5 mm
Open area: 75%

Figure above in material thickness 2.0 mm

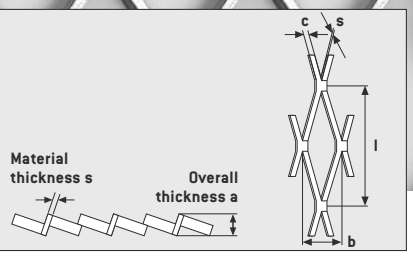

Material (desired formats also available in powder-coated finish)	Material thickness	Overall thickness a in mm	Desired format	Small format 1000 x 2000 mm	Medium format 1250 x 2500 mm	Large format 1500 x 3000 mm	Weight kg/m²
Steel							
	1.5	approx. 4.8	503051	157659	157665	157671	2.9
	2.0	approx. 4.8	503052	157660	157666	157672	3.9
Pre-galvanised							
DX51D	1.5	approx. 4.8	503053	157661	157667	157673	2.9
	2.0	approx. 4.8	503054	157662	157668	157674	3.9
Aluminium							
EN AW-1050A H24	1.5	approx. 4.8	503055	157663	157669	157675	1.0
	2.0	approx. 4.8	503056	157664	157670	157676	1.4

Rhomb 43x23x2,5



NEW

▶ Expansion direction
l = 43 mm
b = 23 mm
c = 2.5 mm
Open area: 78%

Figure above in material thickness 2.0 mm

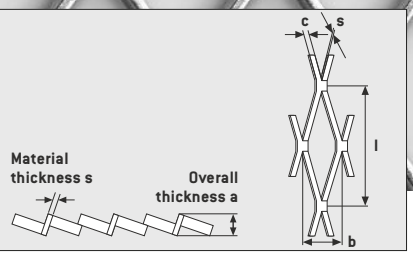

Material (desired formats also available in powder-coated finish)	Material thickness	Overall thickness a in mm	Desired format	Small format 1000 x 2000 mm	Medium format 1250 x 2500 mm	Large format 1500 x 3000 mm	Weight kg/m²
Steel							
	1.5	approx. 4.9	503057	157677	157683	157689	2.6
	2.0	approx. 4.9	503058	157678	157684	157690	3.4
Pre-galvanised							
DX51D	1.5	approx. 4.9	503059	157679	157685	157691	2.6
	2.0	approx. 4.9	503060	157680	157686	157692	3.4
Aluminium							
EN AW-1050A H24	1.5	approx. 4.9	503061	157681	157687	157693	0.9
	2.0	approx. 4.9	503062	157682	157688	157694	1.2

SIMPLY CLICK TO EXPAND // ALL INFORMATION AT A GLANCE
You will find information on the following topics in the front expanded page: tables, desired format and powder coating!

Rhomb 45x15x5

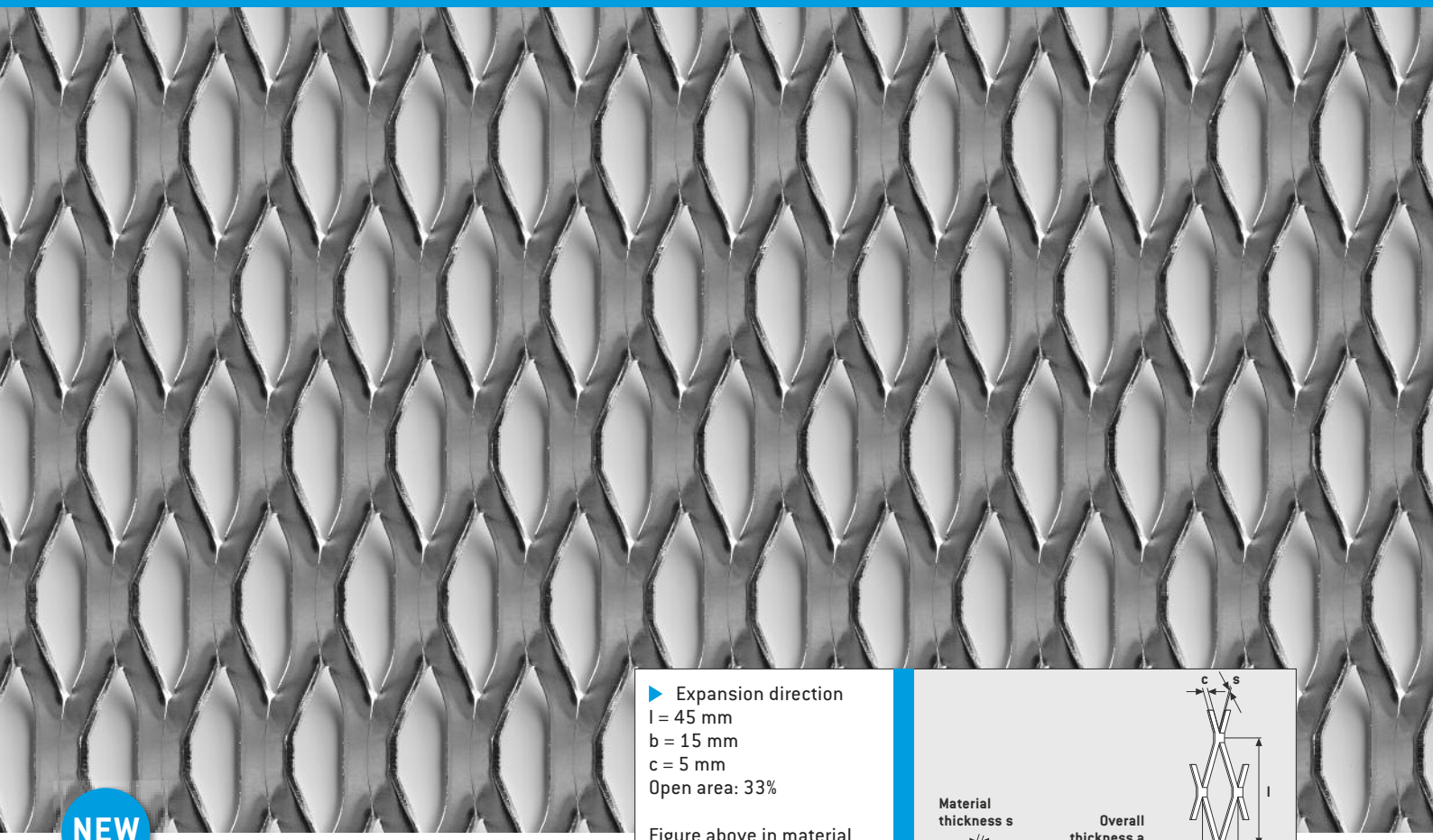

NEW

▶ Expansion direction
l = 45 mm
b = 15 mm
c = 5 mm
Open area: 33%

Figure above in material thickness 2.0 mm

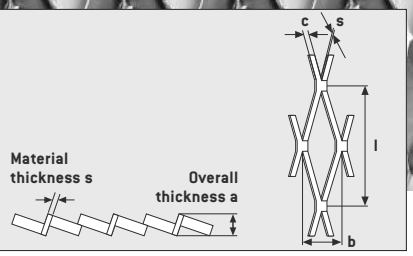

Material (desired formats also available in powder-coated finish)	Material thickness	Overall thickness a in mm	Desired format	Small format 1000 x 2000 mm	Medium format 1250 x 2500 mm	Large format 1500 x 3000 mm	Weight kg/m²
Steel							
	1.5	approx. 7.5	503063	157695	157704	157711	7.9
	2.0	approx. 7.5	503064	157696	157705	157712	10.5
	3.0	approx. 7.5	503065	157697			15.7
Pre-galvanised							
DX51D	1.5	approx. 7.5	503066	157698	157706		7.9
	2.0	approx. 7.5	503067	157699	157707		10.5
	3.0	approx. 7.5	503068	157700			15.7
Aluminium							
EN AW-1050A H24	1.5 M	approx. 7.5	503069	157701	157708	157713	2.7
	2.0	approx. 7.5	503070	157702	157709	157714	3.6
	3.0	approx. 7.5	503071	157703	157710	157715	5.4

Rhomb 45x20x4



▶ Expansion direction
l = 45 mm
b = 20 mm
c = 4 mm
Open area: 60%

Figure above in material thickness 3.0 mm

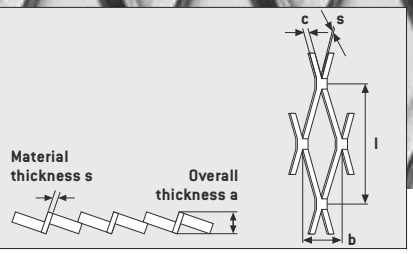

Material (desired formats also available in powder-coated finish)	Material thickness	Overall thickness a in mm	Desired format	Small format 1000 x 2000 mm	Medium format 1250 x 2500 mm	Large format 1500 x 3000 mm	Weight kg/m²
Steel							
	1.0	approx. 7.3	500067	154434	154490	154548	3.1
	1.5	approx. 7.3	500133	154435	154491	154549	4.7
	2.0	approx. 7.3	500181	154436	154492	154550	6.3
	3.0	approx. 7.3	500199	101009	101415		9.4
	4.0 M	approx. 7.3		101010	101416		12.6
Pre-galvanised							
DX51D	1.0	approx. 7.3	500047	154267	154328		3.1
	1.5	approx. 7.3	500115	154268	154329		4.7
	2.0	approx. 7.3	500166	154269	154330		6.3
Aluminium							
EN AW-1050A H24	1.0	approx. 7.3	500016	154002	154064	154128	1.1
	1.5	approx. 7.3	500085	154003	154065	154129	1.6
	2.0	approx. 7.3	500148	154004	154066	154130	2.2
	3.0	approx. 7.3	500188	154005	154067	154131	3.2
Stainless steel							
X5CrNi18-10 2B AISI 304	1.0	approx. 7.3	500031	158083			3.1
	1.5	approx. 7.3	500098	154178			4.7

SIMPLY CLICK TO EXPAND // ALL INFORMATION AT A GLANCE
You will find information on the following topics in the front expanded page: tables, desired format and powder coating!

Rhomb 45x20x5



NEW

▶ Expansion direction
l = 45 mm
b = 20 mm
c = 5 mm
Open area: 50%

Figure above in material thickness 2.0 mm

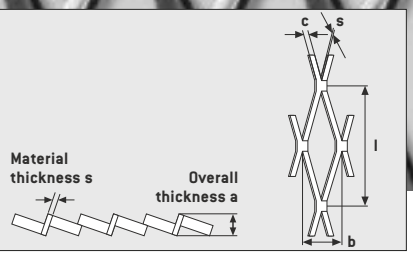

Material (desired formats also available in powder-coated finish)	Material thickness	Overall thickness a in mm	Desired format	Small format 1000 x 2000 mm	Medium format 1250 x 2500 mm	Large format 1500 x 3000 mm	Weight kg/m²
Steel							
	1.0	approx. 8.7	502855	157468	157345	157140	3.9
	1.5	approx. 8.7	502856	157469	157346	157141	5.9
	2.0	approx. 8.7	502857	157470	157347	157142	7.9
	3.0	approx. 8.7	502858	157315	157143		11.8
Pre-galvanised							
DX51D	1.0	approx. 8.7	502859	157316	157144		3.9
	1.5	approx. 8.7	502860	157317	157145		5.9
	2.0	approx. 8.7	502861	157318	157146		7.9
	3.0	approx. 8.7	502862	157147			11.8
Aluminium							
EN AW-1050A H24	1.0	approx. 8.7	502863	157471	157348	157148	1.4
	1.5 M	approx. 8.7	502864	157472	157349	157149	2.0
	2.0	approx. 8.7	502865	157473	157350	157150	2.7
	3.0	approx. 8.7	502866	157474	157351	157151	4.1
EN AW-5005 H24 EQ	1.5	approx. 8.7	502868	157476	157353	157153	2.0
	2.0	approx. 8.7	502869	157477	157354	157154	2.7

Rhomb 45x20x8



NEW

▶ Expansion direction
l = 45 mm
b = 20 mm
c = 8 mm
Open area: 20%

Figure above in material thickness 2.0 mm

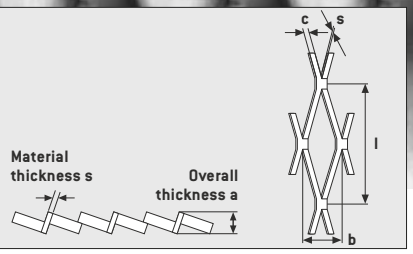

Material (desired formats also available in powder-coated finish)	Material thickness	Overall thickness a in mm	Desired format	Small format 1000 x 2000 mm	Medium format 1250 x 2500 mm	Large format 1500 x 3000 mm	Weight kg/m²
Steel							
	1.5	approx. 9.6	502871	157479	157356	157156	9.4
	2.0	approx. 9.6	502872	157319	157157		12.6
	3.0	approx. 9.6	502873	157158			18.8
Pre-galvanised							
DX51D	1.5	approx. 9.6	502874	157480	157357	157159	9.4
	2.0	approx. 9.6	502875	157320	157160		12.6
	3.0	approx. 9.6	502876	157161			18.8
Aluminium							
EN AW-1050A H24	1.5 M	approx. 9.6	502877	157481	157358	157162	3.2
	2.0	approx. 9.6	502878	157482	157359	157163	4.3
	3.0	approx. 9.6	502879	157483	157360	157164	6.5
EN AW-5005 H24 EQ	1.5	approx. 9.6	502880	157484	157361	157165	3.2
	2.0	approx. 9.6	502881	157485	157362	157166	4.3

SIMPLY CLICK TO EXPAND // ALL INFORMATION AT A GLANCE
You will find information on the following topics in the front expanded page: tables, desired format and powder coating!

Rhomb 50x22x4



▶ Expansion direction
l = 50 mm
b = 22 mm
c = 4 mm
Open area: 64%

Figure above in material thickness 3.0 mm

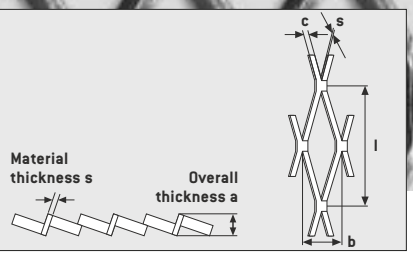

Material (desired formats also available in powder-coated finish)	Material thickness	Overall thickness a in mm	Desired format	Small format 1000 x 2000 mm	Medium format 1250 x 2500 mm	Large format 1500 x 3000 mm	Weight kg/m²
Steel							
	1.0	approx. 7.5	500068	154437	154493	154551	2.9
	1.5	approx. 7.5	500134	154438	154494	154552	4.3
	2.0	approx. 7.5	500182	154439	154495	154553	5.7
	3.0	approx. 7.5	500200	101269	154496		8.6
Pre-galvanised							
DX51D	1.0	approx. 7.5	500048	154270	154331	154389	2.9
	1.5	approx. 7.5	500116	154271	154332	154390	4.3
	2.0	approx. 7.5	500167	154272	154333	154391	5.7
Aluminium							
EN AW-1050A H24	1.0	approx. 7.5	500017	154006	154068	154132	1.0
	1.5	approx. 7.5	500086	154007	154069	154133	1.5
	2.0	approx. 7.5	500149	154008	154070	154134	2.0
	3.0 M	approx. 7.5	500189	101479	154071	154135	2.9
Stainless steel							
X5CrNi18-10 2B AISI 304	1.5	approx. 7.5	500099	154180	154214		4.3

Rhomb 62x20x7



▶ Expansion direction
l = 62 mm
b = 20 mm
c = 7 mm
Open area: 30%

Figure above in material thickness 3.0 mm

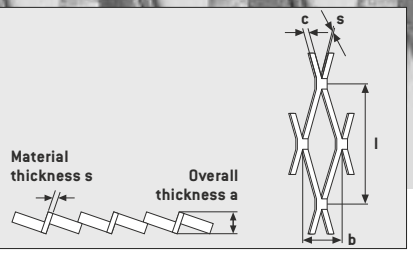

Material (desired formats also available in powder-coated finish)	Material thickness	Overall thickness a in mm	Desired format	Small format 1000 x 2000 mm	Medium format 1250 x 2500 mm	Large format 1500 x 3000 mm	Weight kg/m²
Steel							
	1.0	approx. 10.0	500069	154440	154497	154554	5.5
	1.5	approx. 10.0	500135	154441	154498	154555	8.2
	2.0	approx. 10.0	500183	154442	154499	154556	11.0
	3.0 M	approx. 10.0	500201	101441	101672		16.5
Pre-galvanised							
DX51D	1.0	approx. 10.0	500049	154273	154334	154392	5.5
	1.5	approx. 10.0	500117	154274	154335	154393	8.2
	2.0	approx. 10.0	500168	154275	154336	154394	11.0
	3.0	approx. 10.0	500194	154276			16.5
Aluminium							
EN AW-1050A H24	1.0	approx. 10.0	500018	154009	154072	154136	1.9
	1.5	approx. 10.0	500087	154010	154073	154137	2.8
	2.0	approx. 10.0	500150	154011	154074	154138	3.8
	3.0	approx. 10.0	500190	154012	154075	154139	5.7
Stainless steel							
X5CrNi18-10 2B AISI 304	1.0	approx. 10.0	500033	154181			5.5

SIMPLY CLICK TO EXPAND // ALL INFORMATION AT A GLANCE
You will find information on the following topics in the front expanded page: tables, desired format and powder coating!

Rhomb 62x20x7,5



NEW

▶ Expansion direction
l = 62 mm
b = 20 mm
c = 7.5 mm
Open area: 25%

Figure above in material thickness 2.0 mm

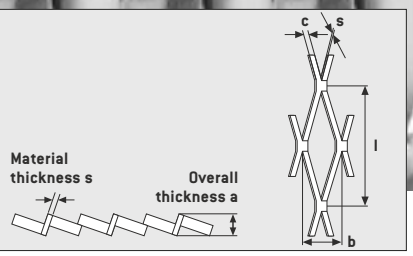

Material (desired formats also available in powder-coated finish)	Material thickness	Overall thickness a in mm	Desired format	Small format 1000 x 2000 mm	Medium format 1250 x 2500 mm	Large format 1500 x 3000 mm	Weight kg/m²
Steel							
	1.5	approx. 9.9	502883	157487	157364	157168	8.8
	2.0	approx. 9.9	502884	157321	101671		11.8
	3.0	approx. 9.9	502885	157170			17.7
Pre-galvanised							
DX51D	1.5	approx. 9.9	502886	157488	157365	157171	8.8
	2.0	approx. 9.9	502887	157322	157172		11.8
	3.0	approx. 9.9	502888	157173			17.7
Aluminium							
EN AW-1050A H24	1.5 M	approx. 9.9	502889	157489	157366	157174	3.0
	2.0	approx. 9.9	502890	157490	157367	157175	4.1
	3.0	approx. 9.9	502891	157491	157368	157176	6.1
EN AW-5005 H24 EQ	1.5	approx. 9.9	502892	157492	157369	157177	3.0
	2.0	approx. 9.9	502893	157493	157370	157178	4.1

Rhomb 62x23x3

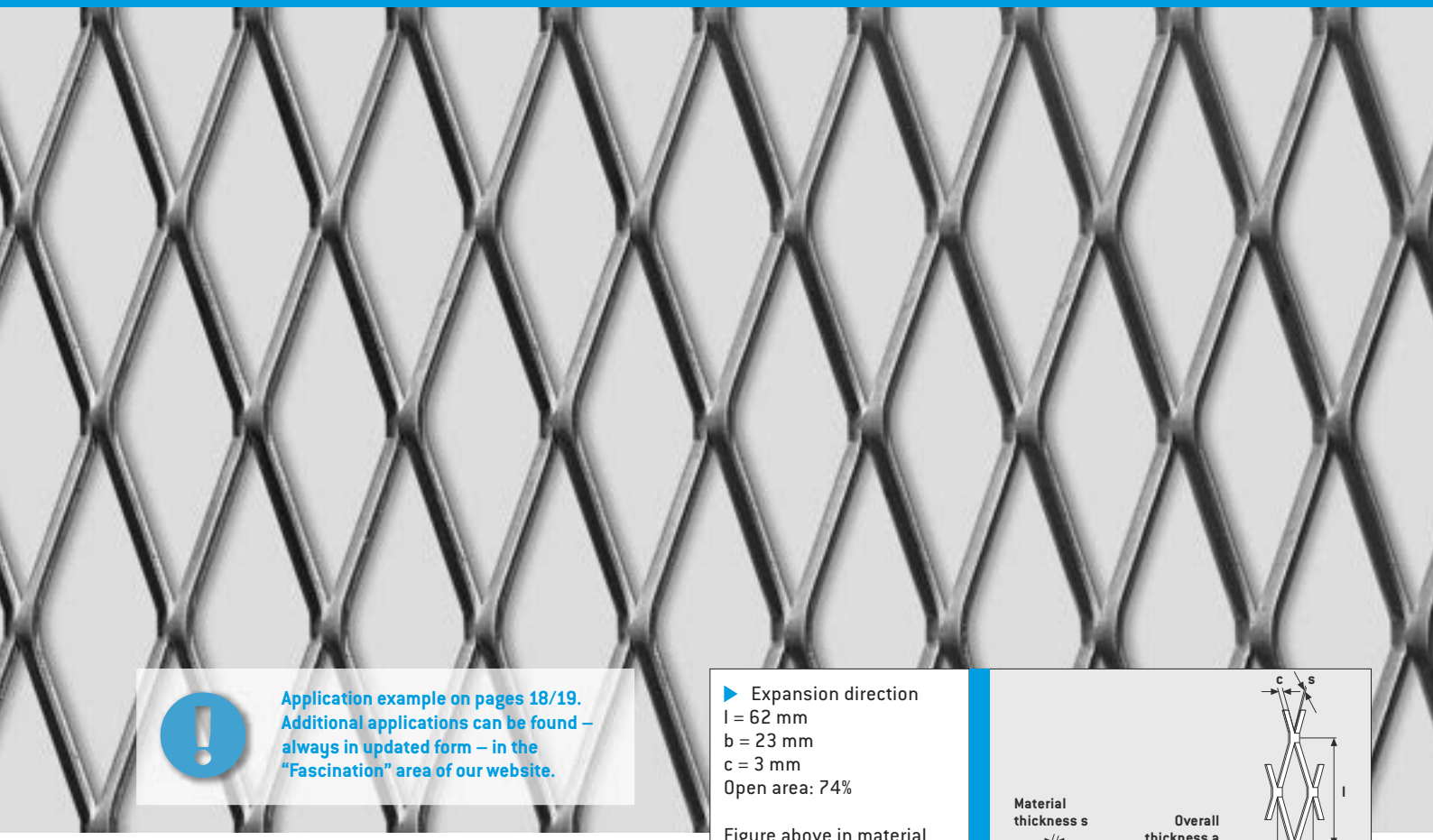

Application example on pages 18/19. Additional applications can be found – always in updated form – in the "Fascination" area of our website.

▶ Expansion direction
l = 62 mm
b = 23 mm
c = 3 mm
Open area: 74%

Figure above in material thickness 1.5 mm

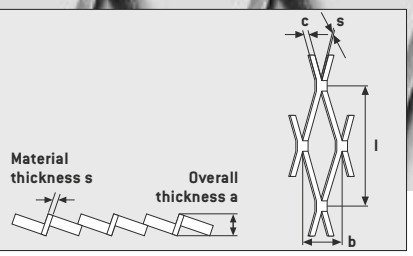

Material (desired formats also available in powder-coated finish)	Material thickness	Overall thickness a in mm	Desired format	Small format 1000 x 2000 mm	Medium format 1250 x 2500 mm	Large format 1500 x 3000 mm	Weight kg/m²
Steel							
	1.0	approx. 5.8	500070	154443	154501	154557	2.0
	1.5	approx. 5.8	500136	154444	154502	154558	3.1
	2.0	approx. 5.8	500184	101270	101412	101675	4.1
	3.0	approx. 5.8	500202	101598	154503		6.1
Pre-galvanised							
DX51D	1.0	approx. 5.8	500050	154277	154338	156460	2.0
	1.5 M	approx. 5.8	500118	101480	154339	156461	3.1
	2.0	approx. 5.8	500169	154278	154340	156462	4.1
	3.0	approx. 5.8	500195	154279			6.1
Aluminium							
EN AW-1050A H24	1.0	approx. 5.8	500019	154013	154076	154140	0.7
	1.5	approx. 5.8	500088	154014	154077	154141	1.1
	2.0	approx. 5.8	500151	154015	154078	154142	1.4
	3.0	approx. 5.8	500191	154016	154079	154143	2.1
Stainless steel							
X5CrNi18-10 2B AISI 304	1.0	approx. 5.8	500034	154184			2.0
	1.5	approx. 5.8	500101	154185			3.1
	2.0	approx. 5.8	500155	101481			4.1

SIMPLY CLICK TO EXPAND // ALL INFORMATION AT A GLANCE
You will find information on the following topics in the front expanded page: tables, desired format and powder coating!

Rhomb 62x25,5x9,1

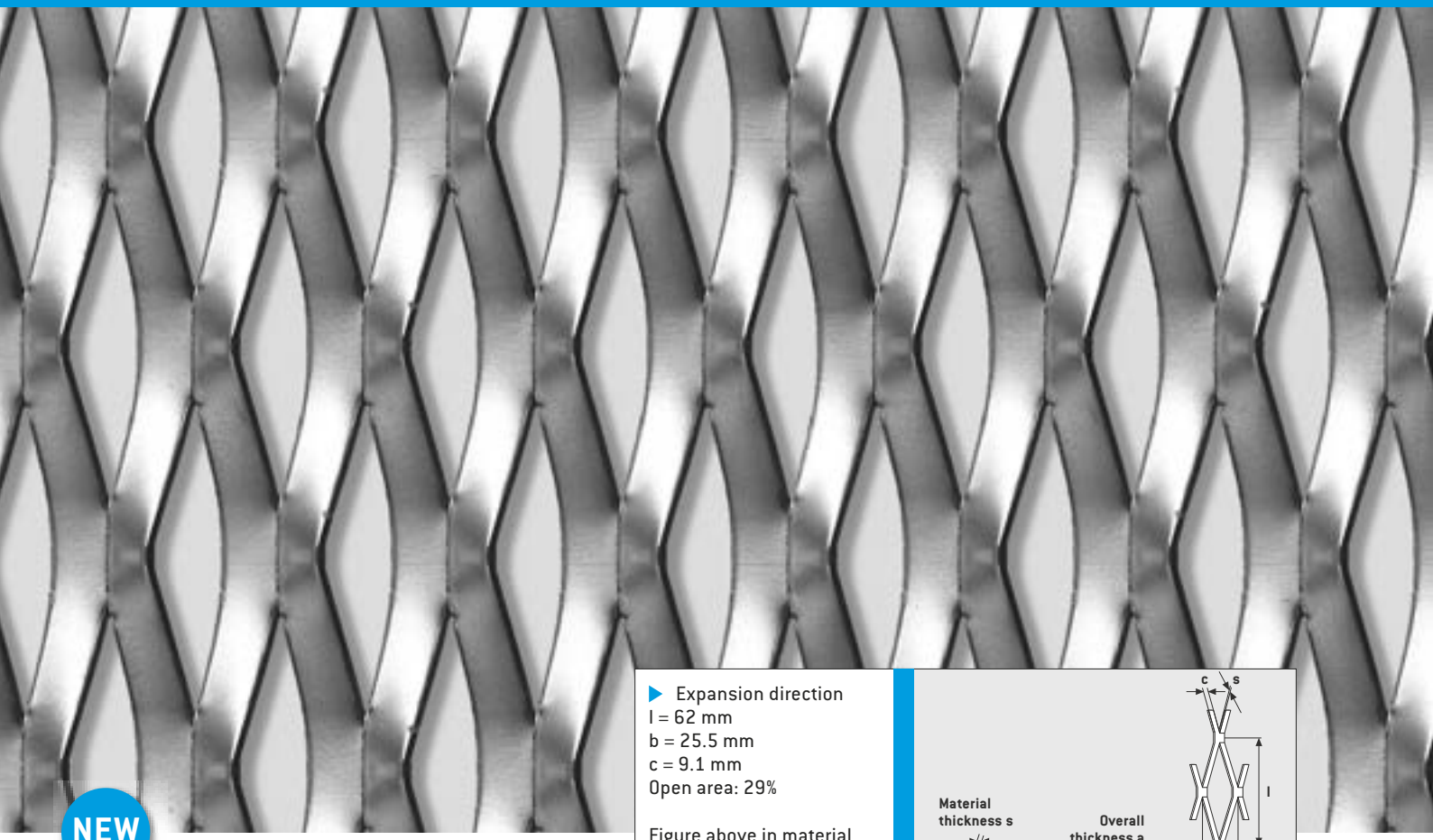

NEW

▶ Expansion direction
l = 62 mm
b = 25.5 mm
c = 9.1 mm
Open area: 29%

Figure above in material thickness 2.0 mm

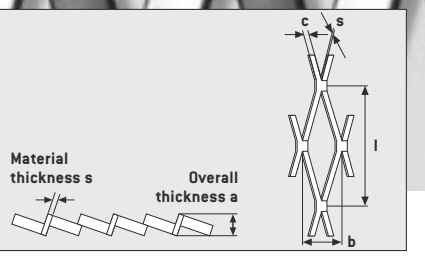

Material (desired formats also available in powder-coated finish)	Material thickness	Overall thickness a in mm	Desired format	Small format 1000 x 2000 mm	Medium format 1250 x 2500 mm	Large format 1500 x 3000 mm	Weight kg/m²
Steel							
	1.5	approx. 11.0	502895	157495	157372	157180	8.4
	2.0	approx. 11.0	502896	157323	157181		11.2
	3.0	approx. 11.0	502897	157182			16.8
Pre-galvanised							
DX51D	1.5	approx. 11.0	502898	157324	157183		8.4
	2.0	approx. 11.0	502899	157325	157184		11.2
	3.0	approx. 11.0	502900	157185			16.8
Aluminium							
EN AW-1050A H24	1.5 M	approx. 11.0	502901	157496	157373	157186	2.9
	2.0	approx. 11.0	502902	157497	157374	157187	3.9
	3.0	approx. 11.0	502903	157498	157375	157188	5.8
EN AW-5005 H24 EQ	1.5	approx. 11.0	502904	157499	157376	157189	2.9
	2.0	approx. 11.0	502905	157500	157377	157190	3.9

Rhomb 62x28x14



NEW

▶ Expansion direction
l = 62 mm
b = 28 mm
c = 14 mm
Open area: 5%

Figure above in material thickness 2.0 mm

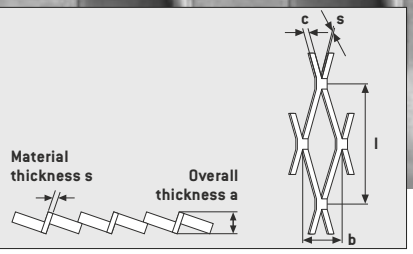

Material (desired formats also available in powder-coated finish)	Material thickness	Overall thickness a in mm	Desired format	Small format 1000 x 2000 mm	Medium format 1250 x 2500 mm	Large format 1500 x 3000 mm	Weight kg/m²
Steel							
	1.5	approx. 9.0	502907	157502	157379	157192	11.2
	2.0	approx. 9.0	502908	157326	157193		14.9
	3.0	approx. 9.0	502909	157194			22.4
Pre-galvanised							
DX51D	1.5	approx. 9.0	502910	157327	157195		11.2
	2.0	approx. 9.0	502911	157328	157196		14.9
	3.0	approx. 9.0	502912	157197			22.4
Aluminium							
EN AW-1050A H24	1.5 M	approx. 9.0	502913	157503	157380	157198	3.8
	2.0	approx. 9.0	502914	157504	157381	157199	5.1
	3.0	approx. 9.0	502915	157505	157382	157200	7.7
EN AW-5005 H24 EQ	1.5	approx. 9.0	502916	157506	157383		3.8
	2.0	approx. 9.0	502917	157507	157384		5.1

SIMPLY CLICK TO EXPAND // ALL INFORMATION AT A GLANCE
You will find information on the following topics in the front expanded page: tables, desired format and powder coating!

Rhomb 62x30x3



NEW

▶ Expansion direction
l = 62 mm
b = 30 mm
c = 3 mm
Open area: 80%

Figure above in material thickness 2.0 mm

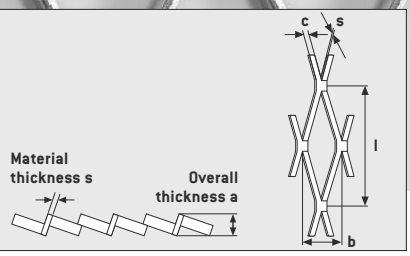

Material (desired formats also available in powder-coated finish)	Material thickness	Overall thickness a in mm	Desired format	Small format 1000 x 2000 mm	Medium format 1250 x 2500 mm	Large format 1500 x 3000 mm	Weight kg/m²
Steel							
	1.5	approx. 5.9	503072	157716	157728	157737	2.4
	2.0	approx. 5.9	503073	157717	157729	157738	3.1
	3.0	approx. 5.9	503074	157718	157730		4.7
Pre-galvanised							
DX51D	1.5	approx. 5.9	503075	157719	157731	157739	2.4
	2.0	approx. 5.9	503076	157720	157732	157740	3.1
	3.0	approx. 5.9	503077	157721	157733		4.7
Aluminium							
EN AW-1050A H24	1.5	approx. 5.9	503078	157722	157734	157741	0.8
	2.0	approx. 5.9	503079	157723	157735	157742	1.1
	3.0	approx. 5.9	503080	157724	157736	157743	1.6

Rhomb 62x30x6



▶ Expansion direction
l = 62 mm
b = 30 mm
c = 6 mm
Open area: 60%

Figure above in material thickness 2.0 mm

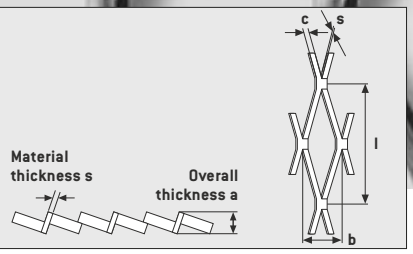

Material (desired formats also available in powder-coated finish)	Material thickness	Overall thickness a in mm	Desired format	Small format 1000 x 2000 mm	Medium format 1250 x 2500 mm	Large format 1500 x 3000 mm	Weight kg/m²
Steel							
	1.5	approx. 11.0	503084	157744	157753	157762	4.7
	2.0	approx. 11.0	503085	157745	157754	157763	6.3
	3.0	approx. 11.0	503086	157746	157755		9.4
Pre-galvanised							
DX51D	1.5	approx. 11.0	503087	157747	157756	157764	4.7
	2.0	approx. 11.0	503088	157748	157757	157765	6.3
	3.0	approx. 11.0	503089	157749	157758		9.4
Aluminium							
EN AW-1050A H24	1.5	approx. 11.0	503090	157750	157759	157766	1.6
	2.0 M	approx. 11.0	503091	157751	157760	157767	2.2
	3.0	approx. 11.0	503092	157752	157761	157768	3.2

SIMPLY CLICK TO EXPAND // ALL INFORMATION AT A GLANCE
You will find information on the following topics in the front expanded page: tables, desired format and powder coating!

Rhomb 76x24x11

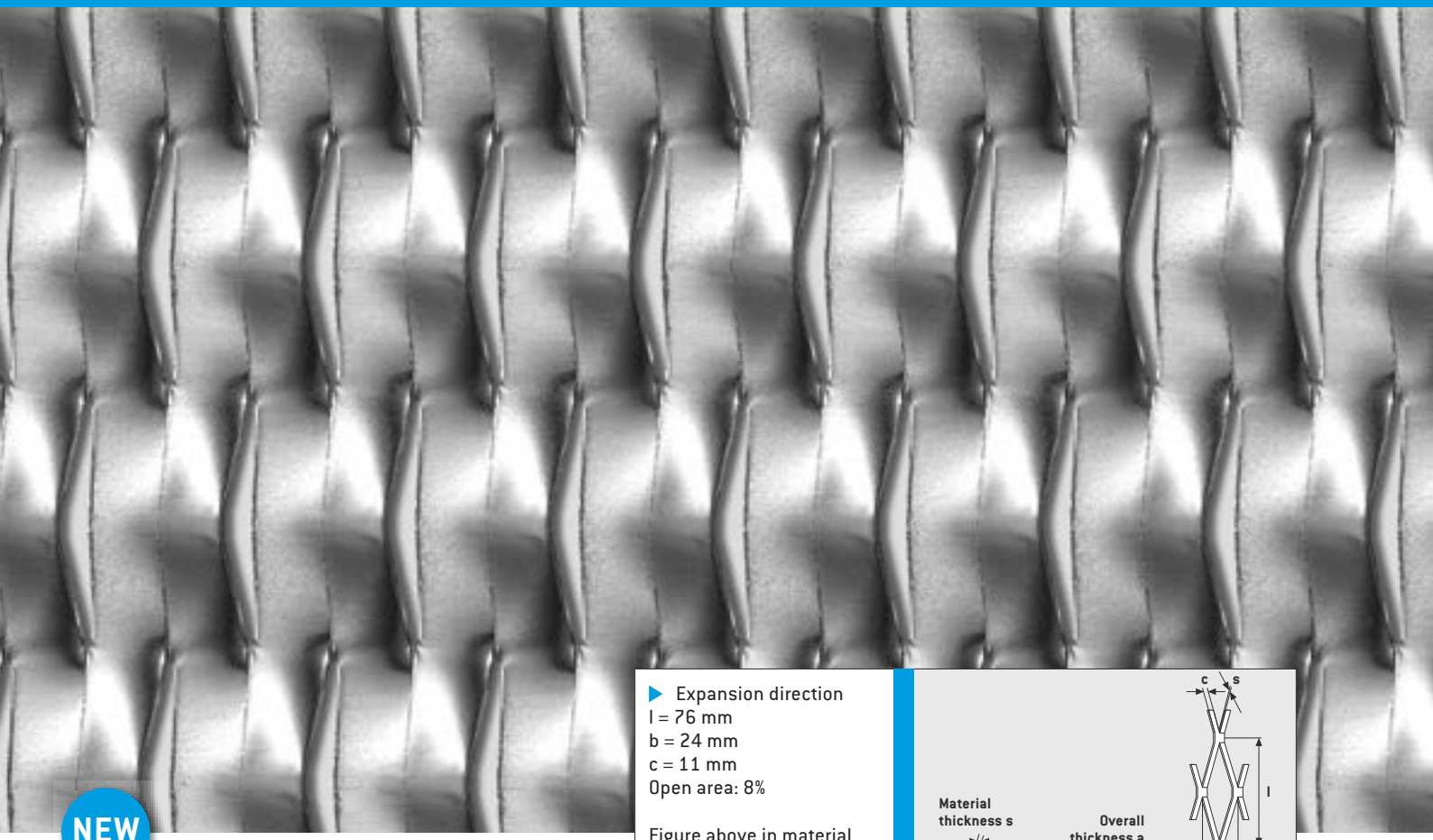

NEW

▶ Expansion direction
l = 76 mm
b = 24 mm
c = 11 mm
Open area: 8%

Figure above in material thickness 2.0 mm

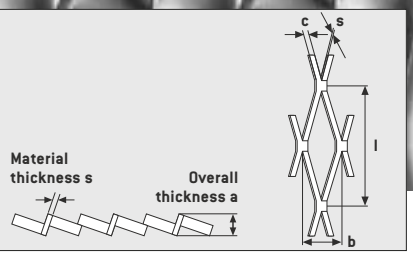

Material (desired formats also available in powder-coated finish)	Material thickness	Overall thickness a in mm	Desired format	Small format 1000 x 2000 mm	Medium format 1250 x 2500 mm	Large format 1500 x 3000 mm	Weight kg/m²
Steel							
	1.5	approx. 10.0	502931	157517	157394	157216	10.8
	2.0	approx. 10.0	502932	157331	157217		14.4
	3.0	approx. 10.0	502933	157218			21.6
Pre-galvanised							
DX51D	1.5	approx. 10.0	502934	157332	157219		10.8
	2.0	approx. 10.0	502935	157333	157220		14.4
	3.0	approx. 10.0	502936	157221			21.6
Aluminium							
EN AW-1050A H24	1.5 M	approx. 10.0	502937	157518	157395	157222	3.7
	2.0	approx. 10.0	502938	157519	157396	157223	5.0
	3.0	approx. 10.0	502939	157520	157397	157224	7.4
EN AW-5005 H24 EQ	1.5	approx. 10.0	502940	157521	157398	157225	3.7
	2.0	approx. 10.0	502941	157522	157399	157226	5.0

Rhomb 76x35x4

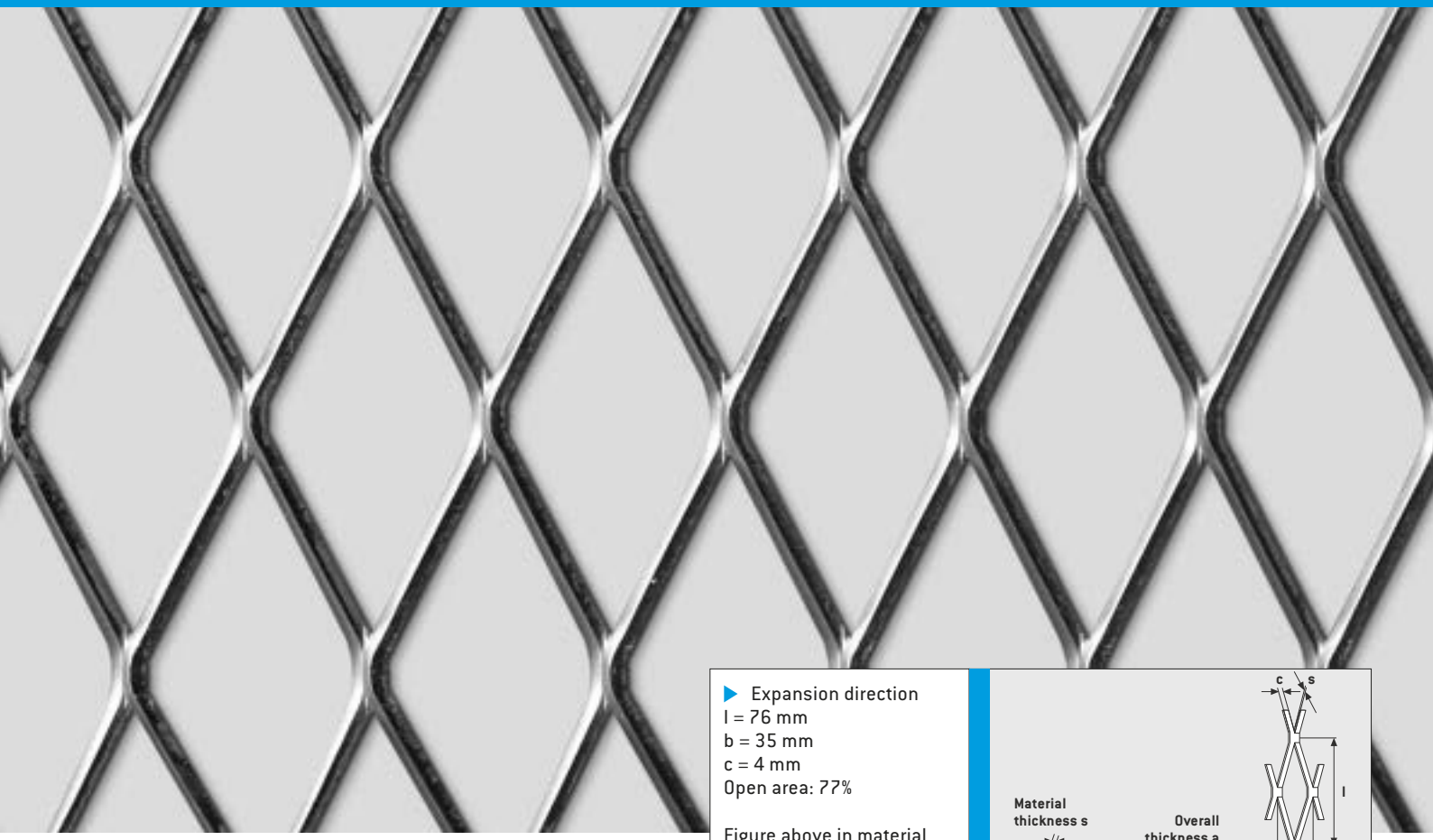

▶ Expansion direction
l = 76 mm
b = 35 mm
c = 4 mm
Open area: 77%

Figure above in material thickness 2.0 mm

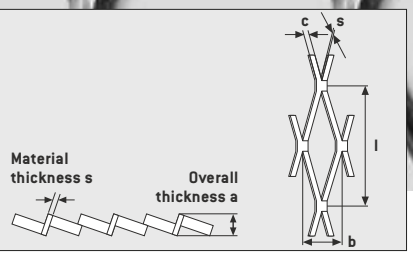

Material (desired formats also available in powder-coated finish)	Material thickness	Overall thickness a in mm	Desired format	Small format 1000 x 2000 mm	Medium format 1250 x 2500 mm	Large format 1500 x 3000 mm	Weight kg/m²
Steel							
	1.0	approx. 7.8	500071	154446	154504	154560	1.8
	1.5	approx. 7.8	500137	154447	154505	154561	2.7
	2.0	approx. 7.8	500185	154448	154506	154562	3.6
	3.0 M	approx. 7.8	500203	101484	154507		5.4
Pre-galvanised							
DX51D	1.5	approx. 7.8	500119	154281	154343		2.7
	2.0	approx. 7.8	500170	154282	154344		3.6
	3.0	approx. 7.8	500196	154283			5.4
Aluminium							
EN AW-1050A H24	1.0	approx. 7.8	500020	154017	154080	154144	0.6
	1.5	approx. 7.8	500089	154018	154081	154145	0.9
	2.0	approx. 7.8	500152	154019	154082	154146	1.2
	3.0	approx. 7.8	500192	154020	154083	154147	1.9
Stainless steel							
X5CrNi18-10 2B AISI 304	1.5	approx. 7.8	500102	154187			2.7

SIMPLY CLICK TO EXPAND // ALL INFORMATION AT A GLANCE
You will find information on the following topics in the front expanded page: tables, desired format and powder coating!

Rhomb 76x35x11

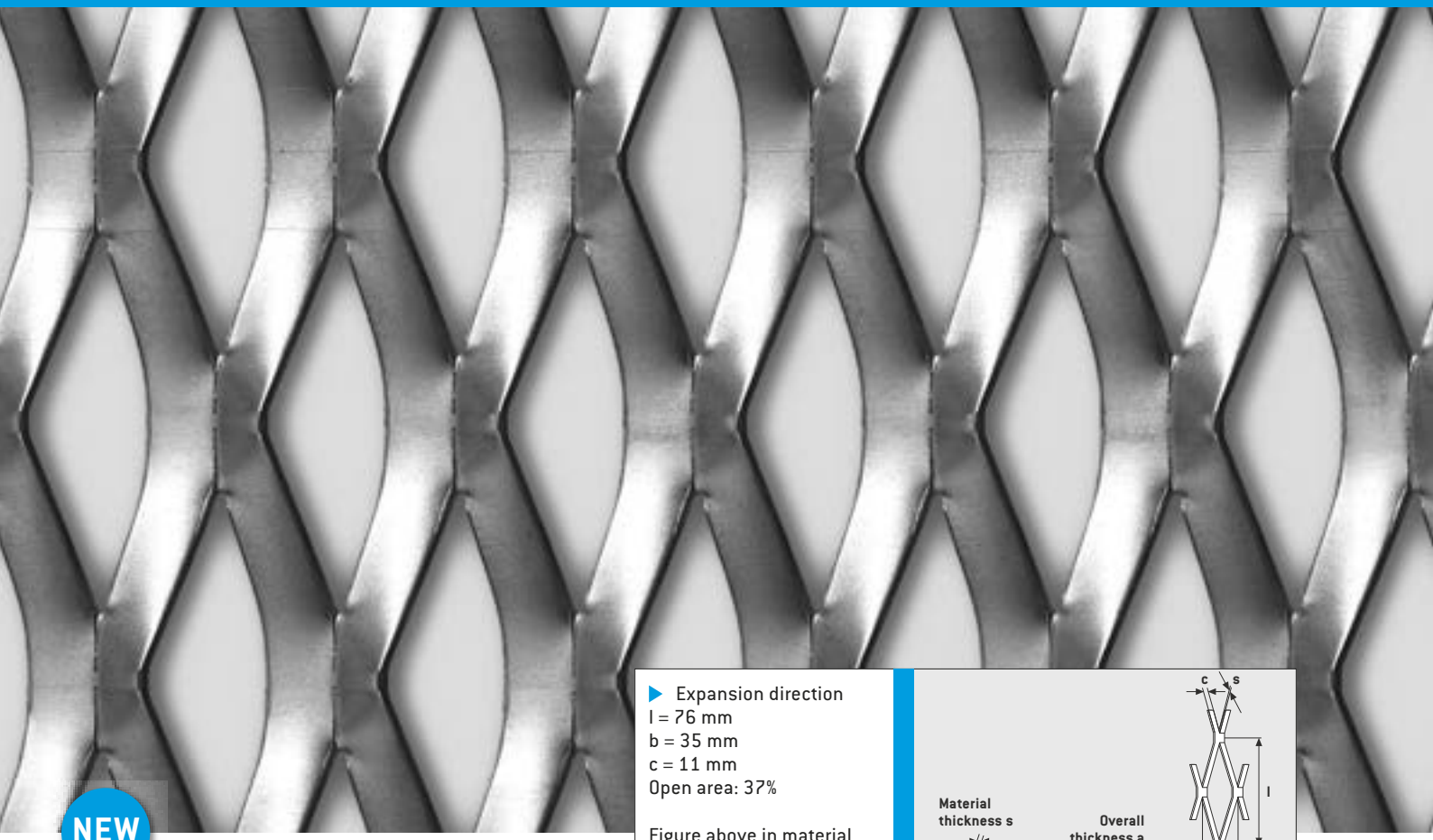

NEW

▶ Expansion direction
l = 76 mm
b = 35 mm
c = 11 mm
Open area: 37%

Figure above in material thickness 2.0 mm

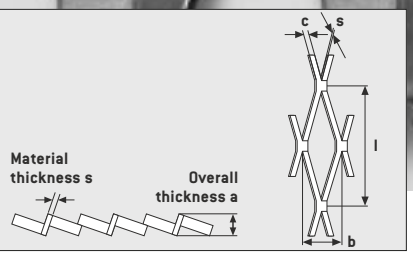

Material (desired formats also available in powder-coated finish)	Material thickness	Overall thickness a in mm	Desired format	Small format 1000 x 2000 mm	Medium format 1250 x 2500 mm	Large format 1500 x 3000 mm	Weight kg/m²
Steel							
	1.5	approx. 15.0	502919	157509	157386	157204	7.4
	2.0	approx. 15.0	502920	157510	157387	157205	9.9
	3.0	approx. 15.0	502921	157206			14.8
Pre-galvanised							
DX51D	1.5	approx. 15.0	502922	157329	157207		7.4
	2.0	approx. 15.0	502923	157330	157208		9.9
	3.0	approx. 15.0	502924	157209			14.8
Aluminium							
EN AW-1050A H24	1.5 M	approx. 15.0	502925	157511	157388	157210	2.5
	2.0	approx. 15.0	502926	157512	157389	157211	3.4
	3.0	approx. 15.0	502927	157513	157390	157212	5.1
EN AW-5005 H24 EQ	1.5	approx. 15.0	502928	157514	157391	157213	2.5
	2.0	approx. 15.0	502929	157515	157392	157214	3.4

Rhomb 90x30x3

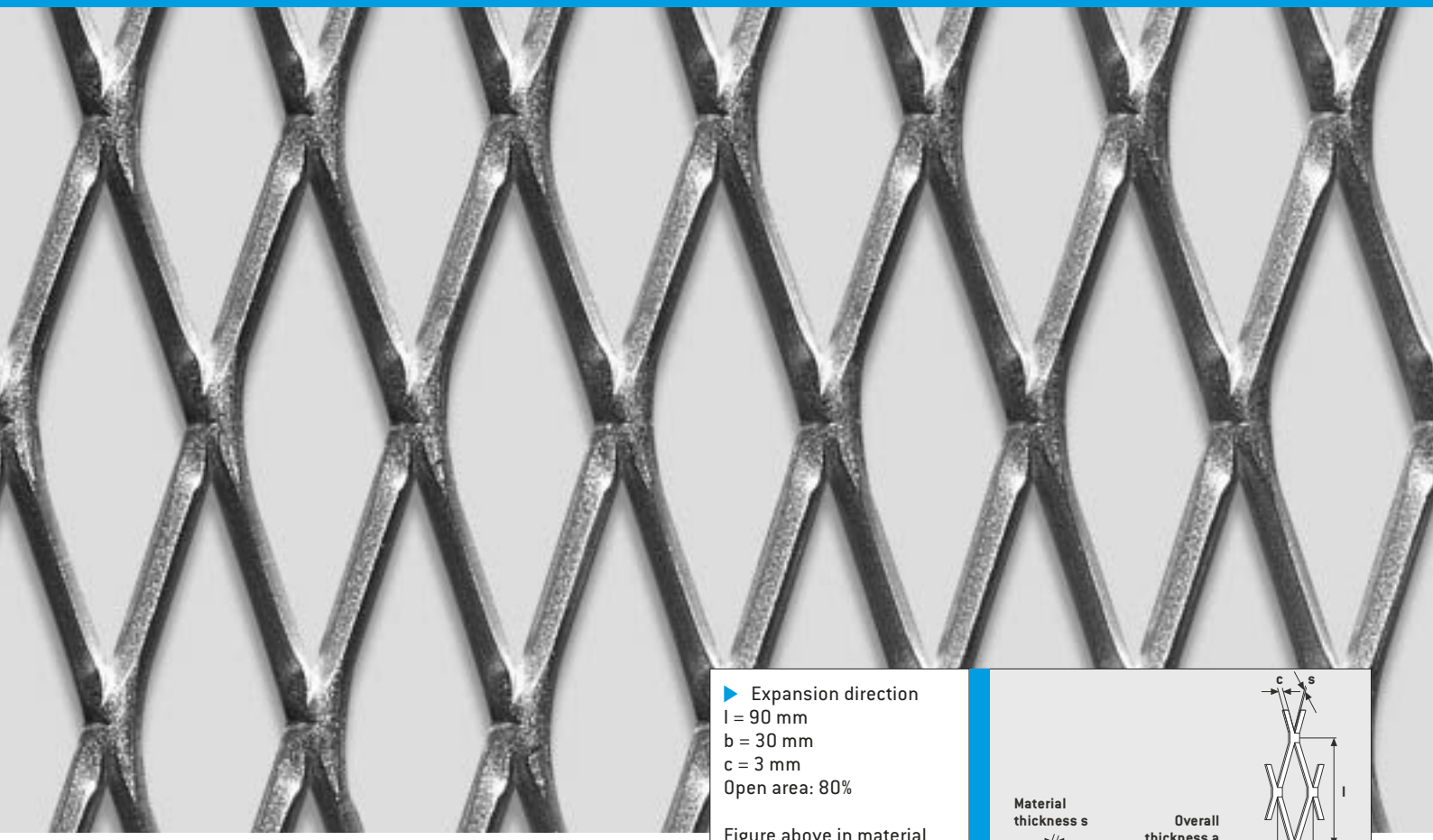

▶ Expansion direction
l = 90 mm
b = 30 mm
c = 3 mm
Open area: 80%

Figure above in material thickness 3.0 mm

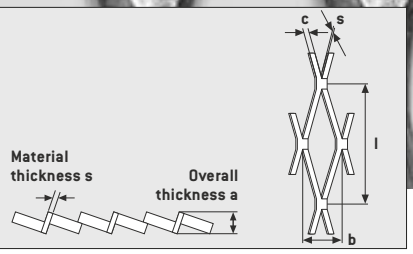

Material (desired formats also available in powder-coated finish)	Material thickness	Overall thickness a in mm	Desired format	Small format 1000 x 2000 mm	Medium format 1250 x 2500 mm	Large format 1500 x 3000 mm	Weight kg/m²
Steel							
	1.0	approx. 5.9	500072	154449	154508	154563	1.6
	1.5	approx. 5.9	500138	154450	154509	154564	2.4
	2.0	approx. 5.9	500186	154451	154510	154565	3.1
	3.0	approx. 5.9	500204	101485	154511		4.7
Pre-galvanised							
DX51D	1.0	approx. 5.9	500051	154284	154346		1.6
	1.5	approx. 5.9	500120	154285	154347		2.4
	2.0	approx. 5.9	500171	154286	154348		3.1
	3.0	approx. 5.9	500197	154287			4.7
Aluminium							
EN AW-1050A H24	1.0	approx. 5.9	500021	154021	154084	154148	0.5
	1.5	approx. 5.9	500090	154022	154085	154149	0.8
	2.0 M	approx. 5.9	500153	156779	154086	154150	1.1
	3.0	approx. 5.9	500193	154023	154087	154151	1.6

SIMPLY CLICK TO EXPAND // ALL INFORMATION AT A GLANCE
You will find information on the following topics in the front expanded page: tables, desired format and powder coating!

Rhomb 90x30x15



NEW

▶ Expansion direction
l = 90 mm
b = 30 mm
c = 15 mm
Open area: 5%

Figure above in material thickness 2.0 mm

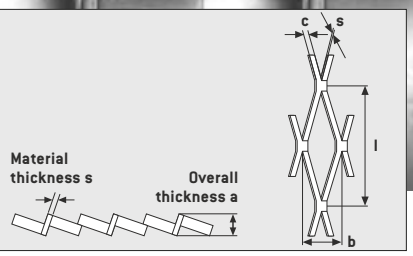

Material (desired formats also available in powder-coated finish)	Material thickness	Overall thickness a in mm	Desired format	Small format 1000 x 2000 mm	Medium format 1250 x 2500 mm	Large format 1500 x 3000 mm	Weight kg/m²
Steel							
	1.5	approx. 9.5	502943	157524	157401	157228	11.2
	2.0	approx. 9.5	502944	157334	157229		14.9
	3.0	approx. 9.5	502945	157230			22.4
Pre-galvanised							
DX51D	1.5	approx. 9.5	502946	157335	157231		11.2
	2.0	approx. 9.5	502947	157336	157232		14.9
	3.0	approx. 9.5	502948	157233			22.4
Aluminium							
EN AW-1050A H24	1.5 M	approx. 9.5	502949	157525	157402	157234	3.8
	2.0	approx. 9.5	502950	157526	157403	157235	5.1
	3.0	approx. 9.5	502951	157527	157404	157236	7.7
EN AW-5005 H24 EQ	1.5	approx. 9.5	502952	157528	157405		3.8
	2.0	approx. 9.5	502953	157529	157406		5.1

Rhomb 90x38x18



NEW

▶ Expansion direction
l = 90 mm
b = 38 mm
c = 18 mm
Open area: 10%

Figure above in material thickness 2.0 mm

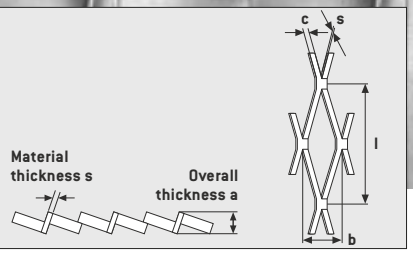

Material (desired formats also available in powder-coated finish)	Material thickness	Overall thickness a in mm	Desired format	Small format 1000 x 2000 mm	Medium format 1250 x 2500 mm	Large format 1500 x 3000 mm	Weight kg/m²
Steel							
	1.5	approx. 12.0	502955	157531	157408	157240	10.6
	2.0	approx. 12.0	502956	157337	157241		14.1
	3.0	approx. 12.0	502957	157242			21.2
Pre-galvanised							
DX51D	1.5	approx. 12.0	502958	157532	157409	157243	10.6
	2.0	approx. 12.0	502959	157338	157244		14.1
	3.0	approx. 12.0	502960	157245			21.2
Aluminium							
EN AW-1050A H24	1.5 M	approx. 12.0	502961	157533	157410	157246	3.6
	2.0	approx. 12.0	502962	157534	157411	157247	4.9
	3.0	approx. 12.0	502963	157535	157412	157248	7.3
EN AW-5005 H24 EQ	1.5	approx. 12.0	502964	157536	157413	157249	3.6
	2.0	approx. 12.0	502965	157537	157414	157250	4.9

SIMPLY CLICK TO EXPAND // ALL INFORMATION AT A GLANCE
You will find information on the following topics in the front expanded page: tables, desired format and powder coating!

Rhomb 90x40x20



NEW

▶ Expansion direction
l = 90 mm
b = 40 mm
c = 20 mm
Open area: 5%

Figure above in material thickness 2.0 mm

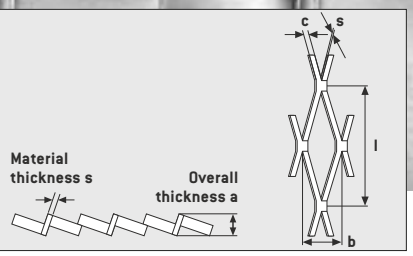

Material (desired formats also available in powder-coated finish)	Material thickness	Overall thickness a in mm	Desired format	Small format 1000 x 2000 mm	Medium format 1250 x 2500 mm	Large format 1500 x 3000 mm	Weight kg/m²
Steel							
	1.5	approx. 12.5	502967	157539	157416	157252	11.2
	2.0	approx. 12.5	502968	157339	157253		14.9
	3.0	approx. 12.5	502969	157254			22.4
Pre-galvanised							
DX51D	1.5	approx. 12.5	502970	157340	157255		11.2
	2.0	approx. 12.5	502971	157341	157256		14.9
	3.0	approx. 12.5	502972	157257			22.4
Aluminium							
EN AW-1050A H24	1.5 M	approx. 12.5	502973	157540	157417	157258	3.8
	2.0	approx. 12.5	502974	157541	157418	157259	5.1
	3.0	approx. 12.5	502975	157542	157419	157260	7.7
EN AW-5005 H24 EQ	1.5	approx. 12.5	502976	157543	157420		3.8
	2.0	approx. 12.5	502977	157544	157421		5.1

Rhomb 100x34x10



NEW

▶ Expansion direction
l = 100 mm
b = 34 mm
c = 10 mm
Open area: 41%

Figure above in material thickness 2.0 mm

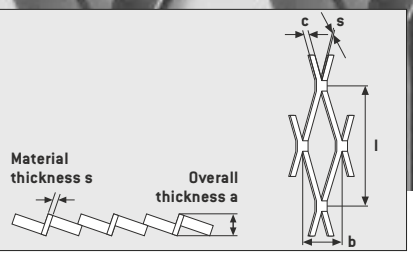

Material (desired formats also available in powder-coated finish)	Material thickness	Overall thickness a in mm	Desired format	Small format 1000 x 2000 mm	Medium format 1250 x 2500 mm	Large format 1500 x 3000 mm	Weight kg/m²
Steel							
	1.5	approx. 14.0	503002	157563	157440	157287	6.9
	2.0	approx. 14.0	503003	157564	157441	157288	9.2
Pre-galvanised							
DX51D	1.5	approx. 14.0	503004	157565	157442	157289	6.9
	2.0	approx. 14.0	503005	157566	157443	157290	9.2
Aluminium							
EN AW-1050A H24	1.5 M	approx. 14.0	503030	157615	157603	157591	2.4
	2.0	approx. 14.0	503031	157616	157604	157592	3.2
	3.0	approx. 14.0	503032	157617	157605	157593	4.8
EN AW-5005 H24 EQ	1.5	approx. 14.0	503006	157567	157444	157291	2.4
	2.0	approx. 14.0	503007	157568	157445	157292	3.2

SIMPLY CLICK TO EXPAND // ALL INFORMATION AT A GLANCE
You will find information on the following topics in the front expanded page: tables, desired format and powder coating!

Rhomb 100x34x15



NEW

▶ Expansion direction
l = 100 mm
b = 34 mm
c = 15 mm
Open area: 12%

Figure above in material thickness 2.0 mm

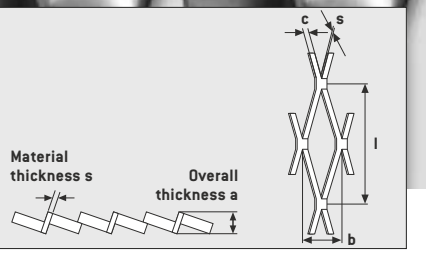

Material (desired formats also available in powder-coated finish)	Material thickness	Overall thickness a in mm	Desired format	Small format 1000 x 2000 mm	Medium format 1250 x 2500 mm	Large format 1500 x 3000 mm	Weight kg/m²
Steel							
	1.5	approx. 13.0	503009	157570	157447	157294	10.4
	2.0	approx. 13.0	503010	157571	157448	157295	13.9
Pre-galvanised							
DX51D	1.5	approx. 13.0	503011	157572	157449	157296	10.4
	2.0	approx. 13.0	503012	157573	157450	157297	13.9
Aluminium							
EN AW-1050A H24	1.5 M	approx. 13.0	503033	157618	157606	157594	3.6
	2.0	approx. 13.0	503034	157619	157607	157595	4.8
	3.0	approx. 13.0	503035	157620	157608	157596	7.1
EN AW-5005 H24 EQ	1.5	approx. 13.0	503013	157574	157451	157298	3.6
	2.0	approx. 13.0	503014	157575	157452	157299	4.8

SIMPLY ORDER // IN THE ONLINE SHOP OR BY TELEPHONE
All contact details on the back cover or at www.mevaco.com

Rhomb 110x30x11



NEW

▶ Expansion direction
l = 110 mm
b = 30 mm
c = 11 mm
Open area: 27%

Figure above in material thickness 2.0 mm

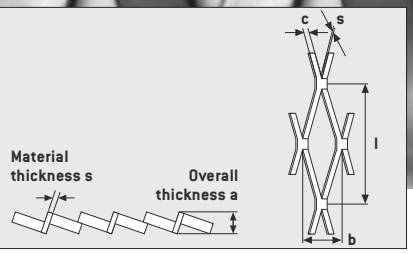

Material (desired formats also available in powder-coated finish)	Material thickness	Overall thickness a in mm	Desired format	Small format 1000 x 2000 mm	Medium format 1250 x 2500 mm	Large format 1500 x 3000 mm	Weight kg/m²
Steel							
	1.5	approx. 15.0	502979	157546	157423	157264	8.6
	2.0	approx. 15.0	502980	157342	157265		11.5
	3.0	approx. 15.0	502981	157266			17.3
Pre-galvanised							
DX51D	1.5	approx. 15.0	502982	157343	157267		8.6
	2.0	approx. 15.0	502983	157344	157268		11.5
	3.0	approx. 15.0	502984	157269			17.3
Aluminium							
EN AW-1050A H24	1.5 M	approx. 15.0	502985	157547	157424	157270	3.0
	2.0	approx. 15.0	502986	157548	157425	157271	4.0
	3.0	approx. 15.0	502987	157549	157426	157272	5.9
EN AW-5005 H24 EQ	1.5	approx. 15.0	502988	157550	157427	157273	3.0
	2.0	approx. 15.0	502989	157551	157428	157274	4.0

SIMPLY CLICK TO EXPAND // ALL INFORMATION AT A GLANCE
You will find information on the following topics in the front expanded page: tables, desired format and powder coating!

Rhomb 110x52x24



NEW

▶ Expansion direction
l = 110 mm
b = 52 mm
c = 24 mm
Open area: 8%

Figure above in material thickness 1.5 mm

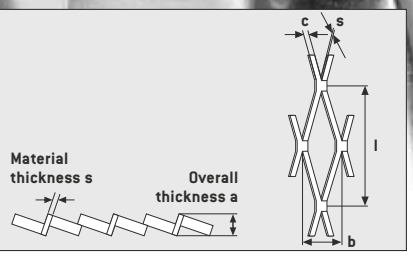

Material (desired formats also available in powder-coated finish)	Material thickness	Overall thickness a in mm	Desired format	Small format 1000 x 2000 mm	Medium format 1250 x 2500 mm	Large format 1500 x 3000 mm	Weight kg/m²
Steel							
	1.0	approx. 18.5	503187	154452	154512	154566	7.2
	1.5	approx. 18.5	503186	154453	154513	154567	10.9
Pre-galvanised							
DX51D	1.0	approx. 18.5	503189	154288	154350		7.2
	1.5	approx. 18.5	503188	154289	154351		10.9
Aluminium							
EN AW-1050A H24	1.0	approx. 18.5	503190	154024	154088	154152	2.5
	1.5	approx. 18.5	503191	154025	154089	101596	3.7
	2.0	approx. 18.5	503192	101661	154090	154154	5.0
EN AW-5005 H24 EQ	1.5 M	approx. 18.5	503193	157948	158085	158084	3.7
	2.0	approx. 18.5	503194	158088	158087	158086	5.0
Stainless steel							
X5CrNi18-10 2B AISI 304	1.0	approx. 18.5		154192			7.2

Rhomb 115x40x3



NEW

▶ Expansion direction
l = 115 mm
b = 40 mm
c = 3 mm
Open area: 85%

Figure above in material thickness 2.0 mm

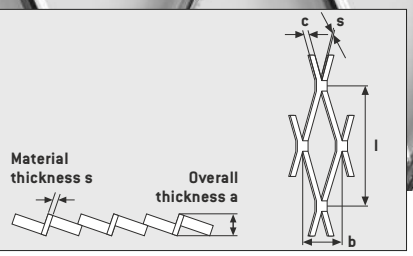

Material (desired formats also available in powder-coated finish)	Material thickness	Overall thickness a in mm	Desired format	Small format 1000 x 2000 mm	Medium format 1250 x 2500 mm	Large format 1500 x 3000 mm	Weight kg/m²
Steel							
	1.5	approx. 5.9	503093	157769	157778	157787	1.8
	2.0	approx. 5.9	503094	157770	157779	157788	2.4
	3.0	approx. 5.9	503095	157771	157780	157789	3.5
Pre-galvanised							
DX51D	1.5	approx. 5.9	503096	157772	157781	157790	1.8
	2.0	approx. 5.9	503097	157773	157782		2.4
	3.0	approx. 5.9	503098	157774	157783		3.5
Aluminium							
EN AW-1050A H24	1.5 M	approx. 5.9	503099	157775	157784	157791	0.6
	2.0	approx. 5.9	503100	157776	157785	157792	0.8
	3.0	approx. 5.9	503101	157777	157786	157793	1.2

SIMPLY CLICK TO EXPAND // ALL INFORMATION AT A GLANCE
You will find information on the following topics in the front expanded page: tables, desired format and powder coating!

Rhomb 115x48x18

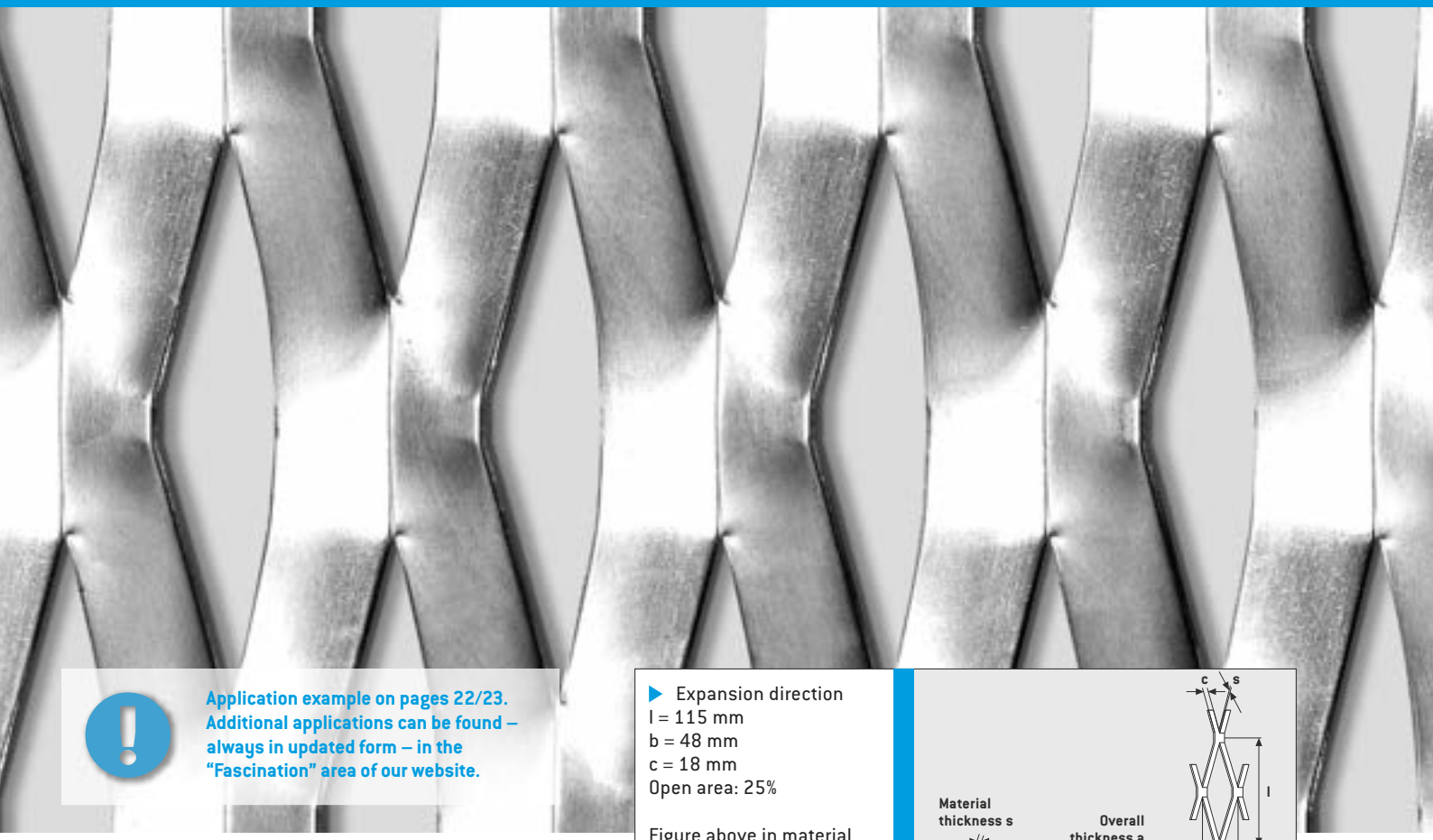

Application example on pages 22/23. Additional applications can be found – always in updated form – in the "Fascination" area of our website.

▶ Expansion direction
l = 115 mm
b = 48 mm
c = 18 mm
Open area: 25%

Figure above in material thickness 2.0 mm

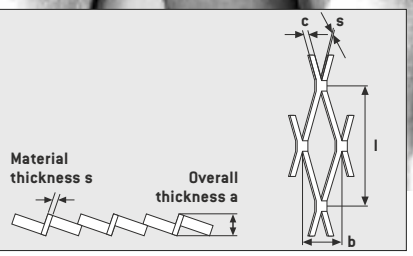

Material (desired formats also available in powder-coated finish)	Material thickness	Overall thickness a in mm	Desired format	Small format 1000 x 2000 mm	Medium format 1250 x 2500 mm	Large format 1500 x 3000 mm	Weight kg/m²
Steel							
	1.0	approx. 23.8	503195	154454	154514	154568	5.9
	1.5	approx. 23.8	503196	154455	154515	154569	8.8
	2.0	approx. 23.8	503197	156867	154516	154570	11.8
Pre-galvanised							
DX51D	1.0	approx. 23.8	503198	154290	154352		5.9
	1.5	approx. 23.8	503199	154291	154353		8.8
	2.0	approx. 23.8	503200	154292	154354		11.8
Aluminium							
EN AW-1050A H24	1.0	approx. 23.8	503201	154027	154091	154155	2.0
	1.5	approx. 23.8	503202	154028	154092	154156	3.0
	2.0 M	approx. 23.8	503203	156780	154093	101597	4.1
EN AW-5005 H24 EQ	1.5	approx. 23.8	503205	158091	158090	158089	3.0
	2.0	approx. 23.8	503206	158094	158093	158092	4.1
Stainless steel							
X5CrNi18-10 2B AISI 304	1.0	approx. 23.8		154193			5.9

Rhomb 115x55x3



NEW

▶ Expansion direction
l = 115 mm
b = 55 mm
c = 3 mm
Open area: 89%

Figure above in material thickness 2.0 mm

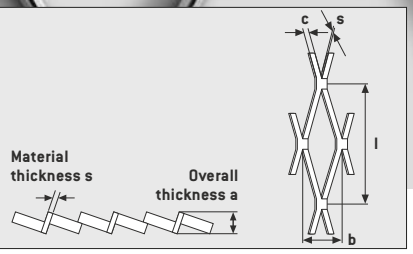

Material (desired formats also available in powder-coated finish)	Material thickness	Overall thickness a in mm	Desired format	Small format 1000 x 2000 mm	Medium format 1250 x 2500 mm	Large format 1500 x 3000 mm	Weight kg/m²
Steel							
	1.5	approx. 10.1	503173	158058	158054	158051	1.3
	2.0	approx. 10.1	503177	158069	158065	158062	1.7
	3.0	approx. 10.1	503181	158078	158075	158073	2.6
Pre-galvanised							
DX51D	1.5	approx. 10.1	503174	158059	158055		1.3
	2.0	approx. 10.1	503178	158070	158066		1.7
	3.0	approx. 10.1	503182	158079	158076		2.6
Aluminium							
EN AW-1050A H24	1.5	approx. 10.1	503175	158060	158056	158052	0.4
	2.0	approx. 10.1	503179	158071	158067	158063	0.6
	3.0	approx. 10.1	503183	158080	158077	158074	0.9
EN AW-5005 H24 EQ	1.5	approx. 10.1	503176	158061	158057	158053	0.4
	2.0	approx. 10.1	503180	158072	158068	158064	0.6

SIMPLY CLICK TO EXPAND // ALL INFORMATION AT A GLANCE
You will find information on the following topics in the front expanded page: tables, desired format and powder coating!

Rhomb 150x40x10

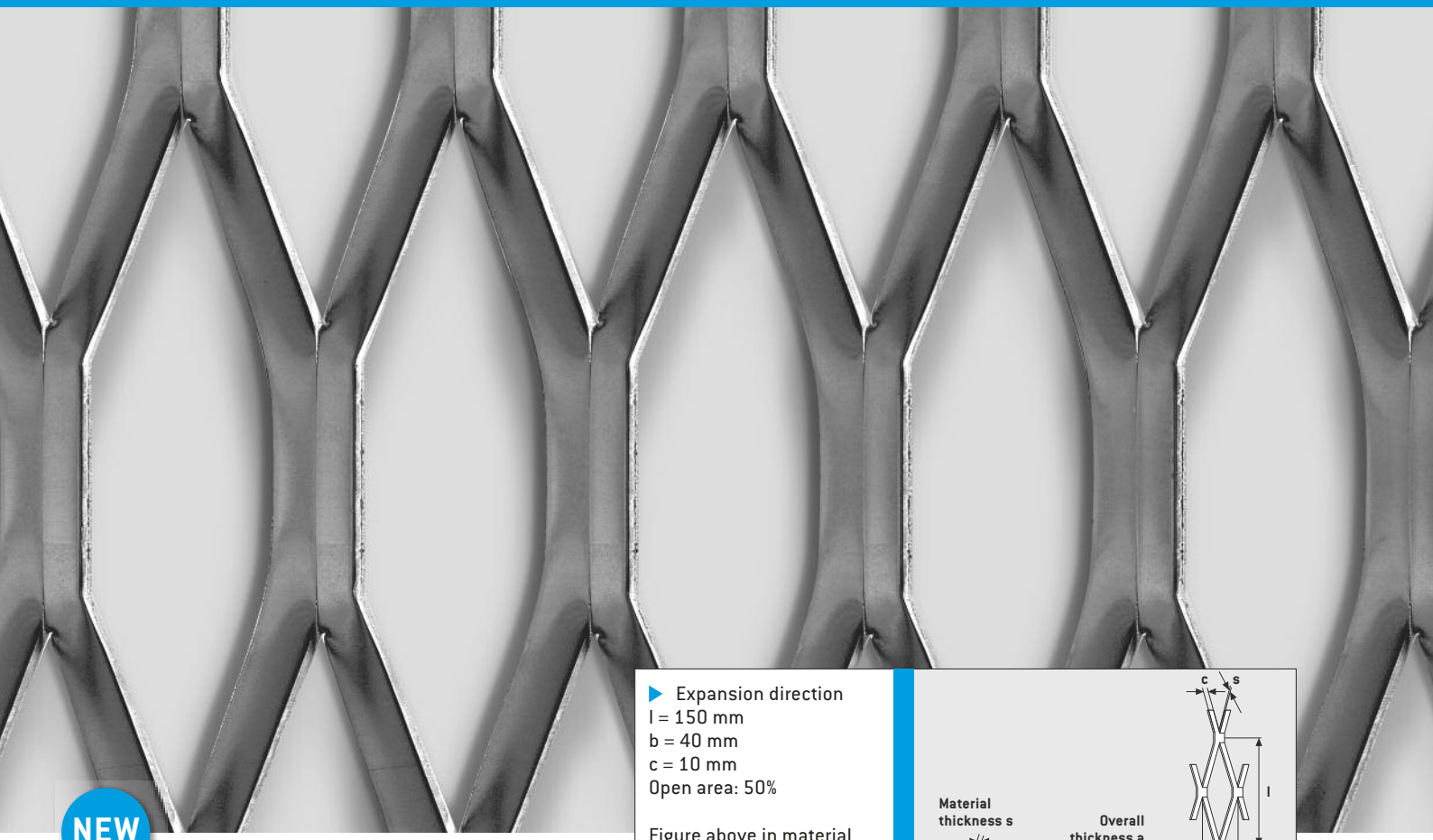

NEW

▶ Expansion direction
l = 150 mm
b = 40 mm
c = 10 mm
Open area: 50%

Figure above in material thickness 2.0 mm

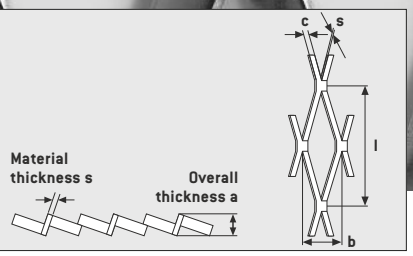

Material (desired formats also available in powder-coated finish)	Material thickness	Overall thickness a in mm	Desired format	Small format 1000 x 2000 mm	Medium format 1250 x 2500 mm	Large format 1500 x 3000 mm	Weight kg/m²
Steel							
	1.5	approx. 17.3	503102	157794	157803	157812	5.9
	2.0	approx. 17.3	503103	157795	157804	157813	7.9
	3.0	approx. 17.3	503104	157796	157805		11.8
Pre-galvanised							
DX51D	1.5	approx. 17.3	503105	157797	157806	157814	5.9
	2.0	approx. 17.3	503106	157798	157807	157815	7.9
	3.0	approx. 17.3	503107	157799	157808		11.8
Aluminium							
EN AW-1050A H24	1.5 M	approx. 17.3	503108	157800	157809	157816	2.0
	2.0	approx. 17.3	503109	157801	157810	157817	2.7
	3.0	approx. 17.3	503110	157802	157811	157818	4.1

Rhomb 150x56x21,5



NEW

▶ Expansion direction
l = 150 mm
b = 56 mm
c = 21.5 mm
Open area: 23%

Figure above in material thickness 2.0 mm

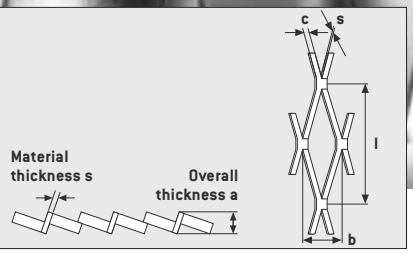

Material (desired formats also available in powder-coated finish)	Material thickness	Overall thickness a in mm	Desired format	Small format 1000 x 2000 mm	Medium format 1250 x 2500 mm	Large format 1500 x 3000 mm	Weight kg/m²
Steel							
	1.5	approx. 22.0	503016	157577	157454	157301	9.0
	2.0	approx. 22.0	503017	157578	157455	157302	12.1
Pre-galvanised							
DX51D	1.5	approx. 22.0	503018	157579	157456	157303	9.0
	2.0	approx. 22.0	503019	157580	157457	157304	12.1
Aluminium							
EN AW-1050A H24	1.5 M	approx. 22.0	503036	157621	157609	157597	3.1
	2.0	approx. 22.0	503037	157622	157610	157598	4.1
	3.0	approx. 22.0	503038	157623	157611	157599	6.2
EN AW-5005 H24 EQ	1.5	approx. 22.0	503020	157581	157458	157305	3.1
	2.0	approx. 22.0	503021	157582	157459	157306	4.1

SIMPLY CLICK TO EXPAND // ALL INFORMATION AT A GLANCE
You will find information on the following topics in the front expanded page: tables, desired format and powder coating!

Rhomb 160x42x9



NEW

▶ Expansion direction
l = 160 mm
b = 42 mm
c = 9 mm
Open area: 57%

Figure above in material thickness 2.0 mm

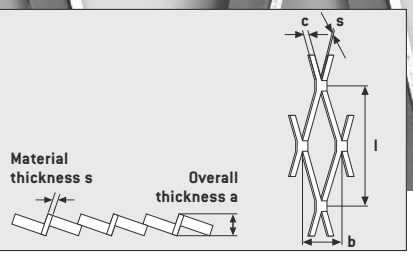

Material (desired formats also available in powder-coated finish)	Material thickness	Overall thickness a in mm	Desired format	Small format 1000 x 2000 mm	Medium format 1250 x 2500 mm	Large format 1500 x 3000 mm	Weight kg/m²
Steel							
	1.5	approx. 16.3	503111	157819	157828	157837	5.0
	2.0	approx. 16.3	503112	157820	157829	157838	6.7
	3.0	approx. 16.3	503113	157821	157830	157839	10.1
Pre-galvanised							
DX51D	1.5	approx. 16.3	503114	157822	157831	157840	5.0
	2.0	approx. 16.3	503115	157823	157832		6.7
	3.0	approx. 16.3	503116	157824	157833		10.1
Aluminium							
EN AW-1050A H24	1.5 M	approx. 16.3	503117	157825	157834	157841	1.7
	2.0	approx. 16.3	503118	157826	157835	157842	2.3
	3.0	approx. 16.3	503119	157827	157836	157843	3.5

Rhomb 160x52x24

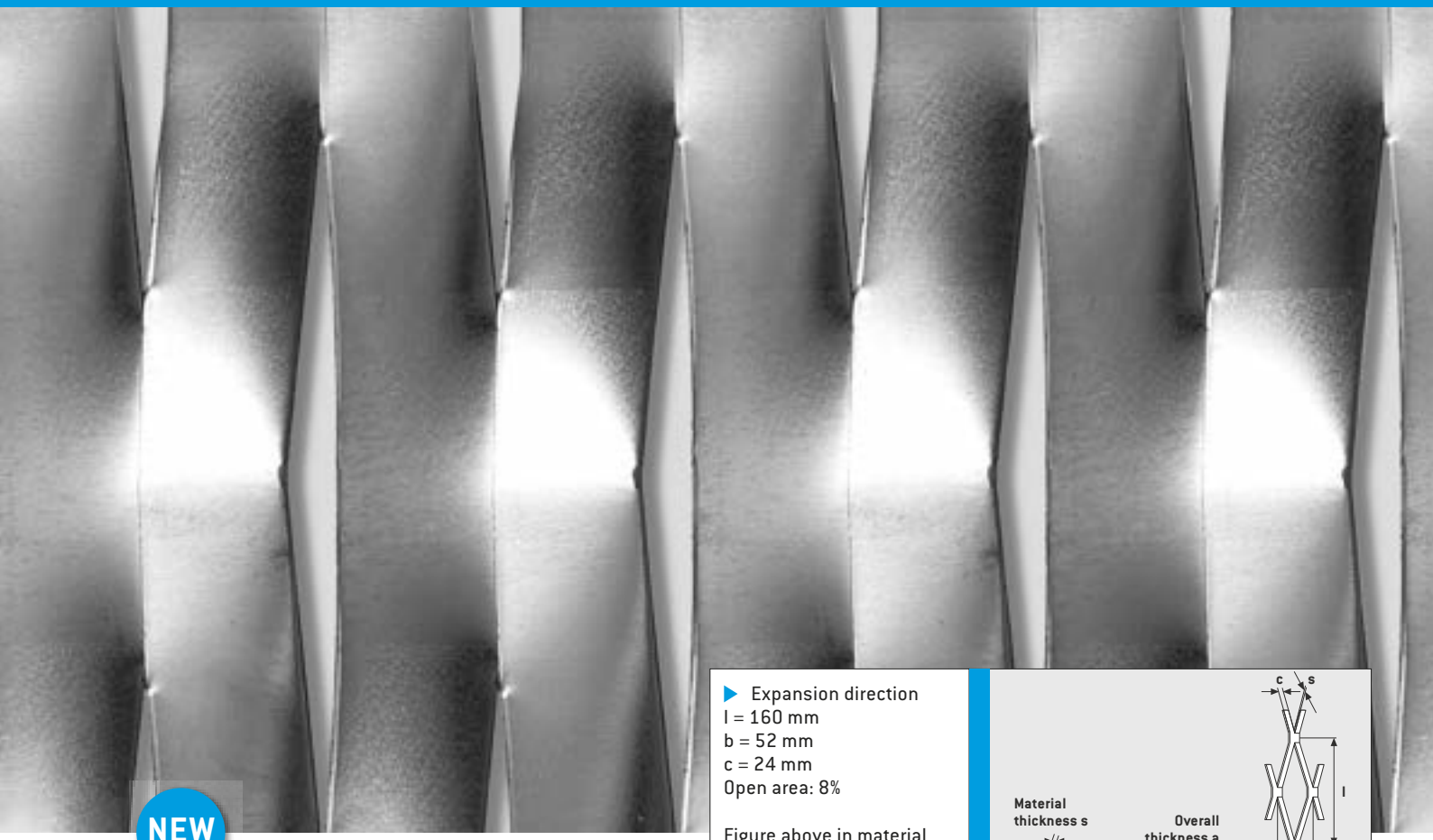

NEW

▶ Expansion direction
l = 160 mm
b = 52 mm
c = 24 mm
Open area: 8%

Figure above in material thickness 2.0 mm

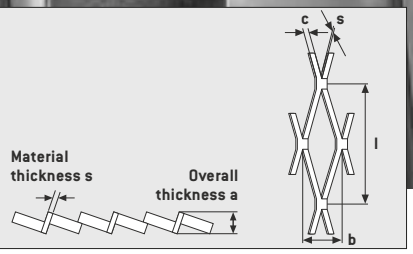

Material (desired formats also available in powder-coated finish)	Material thickness	Overall thickness a in mm	Desired format	Small format 1000 x 2000 mm	Medium format 1250 x 2500 mm	Large format 1500 x 3000 mm	Weight kg/m²
Steel							
	1.5	approx. 15.0	503023	157584	157461	157308	10.9
	2.0	approx. 15.0	503024	157585	157462	157309	14.5
Pre-galvanised							
DX51D	1.5	approx. 15.0	503025	157586	157463	157310	10.9
	2.0	approx. 15.0	503026	157587	157464	157311	14.5
Aluminium							
EN AW-1050A H24	1.5 M	approx. 15.0	503039	157624	157612	157600	3.7
	2.0	approx. 15.0	503040	157625	157613	157601	5.0
	3.0	approx. 15.0	503041	157626	157614	157602	7.5
EN AW-5005 H24 EQ	1.5	approx. 15.0	503027	157588	157465	157312	3.7
	2.0	approx. 15.0	503028	157589	157466	157313	5.0

SIMPLY CLICK TO EXPAND // ALL INFORMATION AT A GLANCE
You will find information on the following topics in the front expanded page: tables, desired format and powder coating!

Rhomb 200x55x6



▶ Expansion direction
l = 200 mm
b = 55 mm
c = 6 mm
Open area: 78%

Figure above in material thickness 3.0 mm

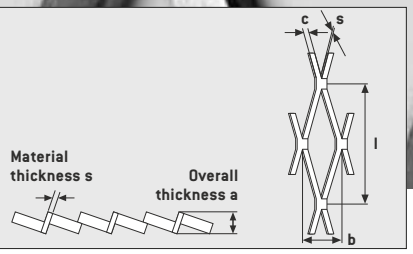

Material (desired formats also available in powder-coated finish)	Material thickness	Overall thickness a in mm	Desired format	Small format 1000 x 2000 mm	Medium format 1250 x 2500 mm	Large format 1500 x 3000 mm	Weight kg/m²
Steel							
	3.0 Ⓜ	approx. 11.5	503170	101491	158046	158043	5.1
Pre-galvanised							
DX51D	3.0	approx. 11.5	503171	158049	158047	158044	5.1
Aluminium							
EN AW-1050A H24	3.0	approx. 11.5	503172	158050	158048	158045	1.8

Rhomb 200x55x20

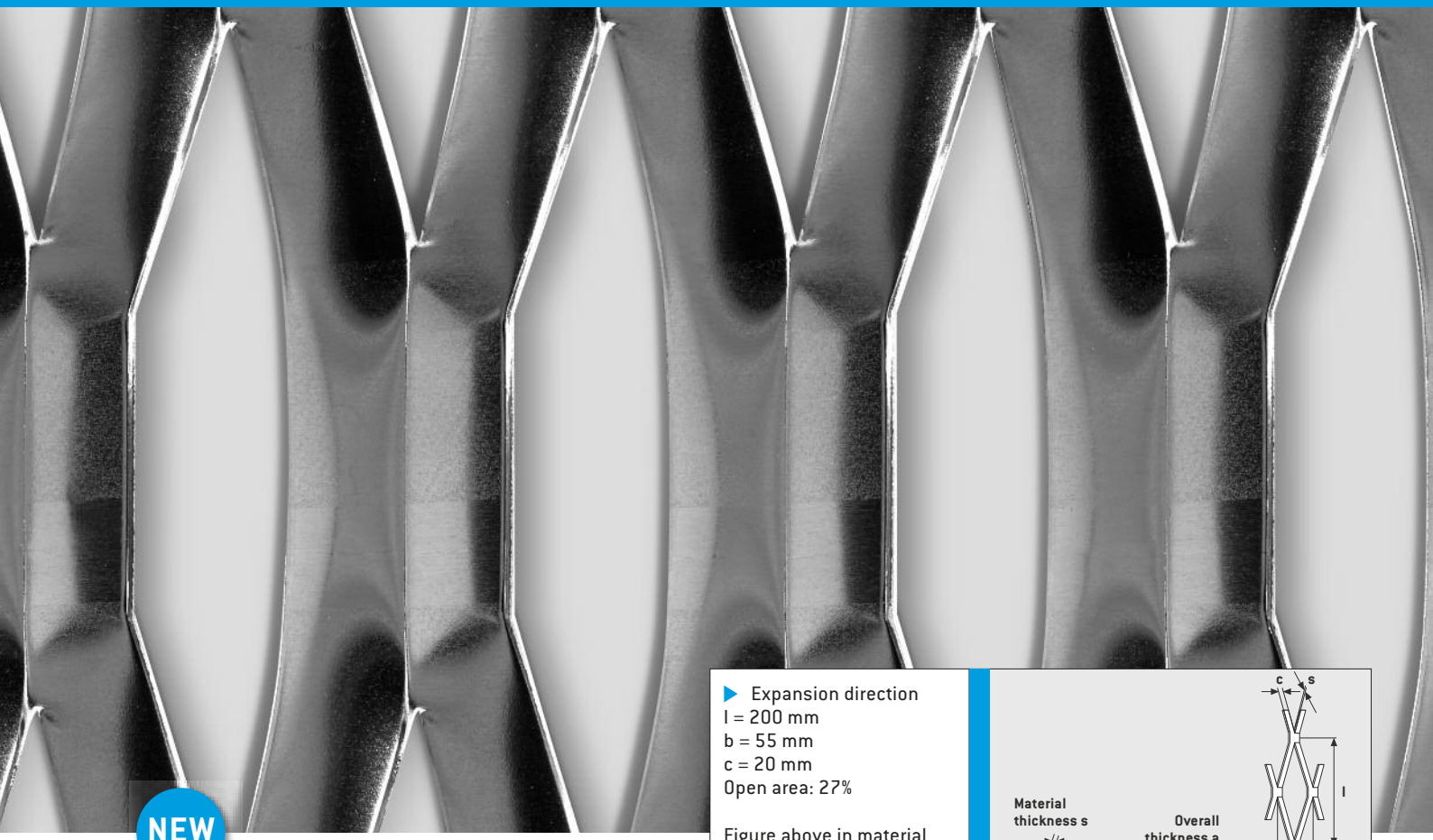

NEW

▶ Expansion direction
l = 200 mm
b = 55 mm
c = 20 mm
Open area: 27%

Figure above in material thickness 2.0 mm

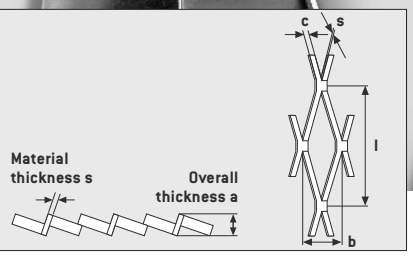

Material (desired formats also available in powder-coated finish)	Material thickness	Overall thickness a in mm	Desired format	Small format 1000 x 2000 mm	Medium format 1250 x 2500 mm	Large format 1500 x 3000 mm	Weight kg/m²
Steel							
	1.5	approx. 24.0	503120	157844	157853	157860	8.6
	2.0	approx. 24.0	503121	157845	157854		11.4
	3.0	approx. 24.0	503122	157846			17.1
Pre-galvanised							
DX51D	1.5	approx. 24.0	503123	157847	157855	157861	8.6
	2.0	approx. 24.0	503124	157848	157856		11.4
	3.0	approx. 24.0	503125	157849			17.1
Aluminium							
EN AW-1050A H24	1.5 M	approx. 24.0	503126	157850	157857	157862	2.9
	2.0	approx. 24.0	503127	157851	157858	157863	3.9
	3.0	approx. 24.0	503128	157852	157859	157864	5.9

SIMPLY CLICK TO EXPAND // ALL INFORMATION AT A GLANCE
You will find information on the following topics in the front expanded page: tables, desired format and powder coating!

Rhomb 200x70x21



NEW

▶ Expansion direction
l = 200 mm
b = 70 mm
c = 21 mm
Open area: 40%

Figure above in material thickness 2.0 mm

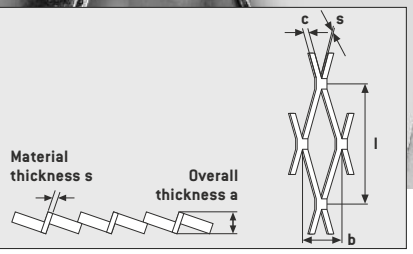

Material (desired formats also available in powder-coated finish)	Material thickness	Overall thickness a in mm	Desired format	Small format 1000 x 2000 mm	Medium format 1250 x 2500 mm	Large format 1500 x 3000 mm	Weight kg/m²
Steel							
	1.5	approx. 27.0	503129	157865	157874	157881	7.1
	2.0	approx. 27.0	503130	157866	157875		9.4
	3.0	approx. 27.0	503131	157867			14.1
Pre-galvanised							
DX51D	1.5	approx. 27.0	503132	157868	157876	157882	7.1
	2.0	approx. 27.0	503133	157869	157877		9.4
	3.0	approx. 27.0	503134	157870			14.1
Aluminium							
EN AW-1050A H24	1.5 M	approx. 27.0	503135	157871	157878	157883	2.4
	2.0	approx. 27.0	503136	157872	157879	157884	3.2
	3.0	approx. 27.0	503137	157873	157880	157885	4.9

Hexagon 45x13,5x5

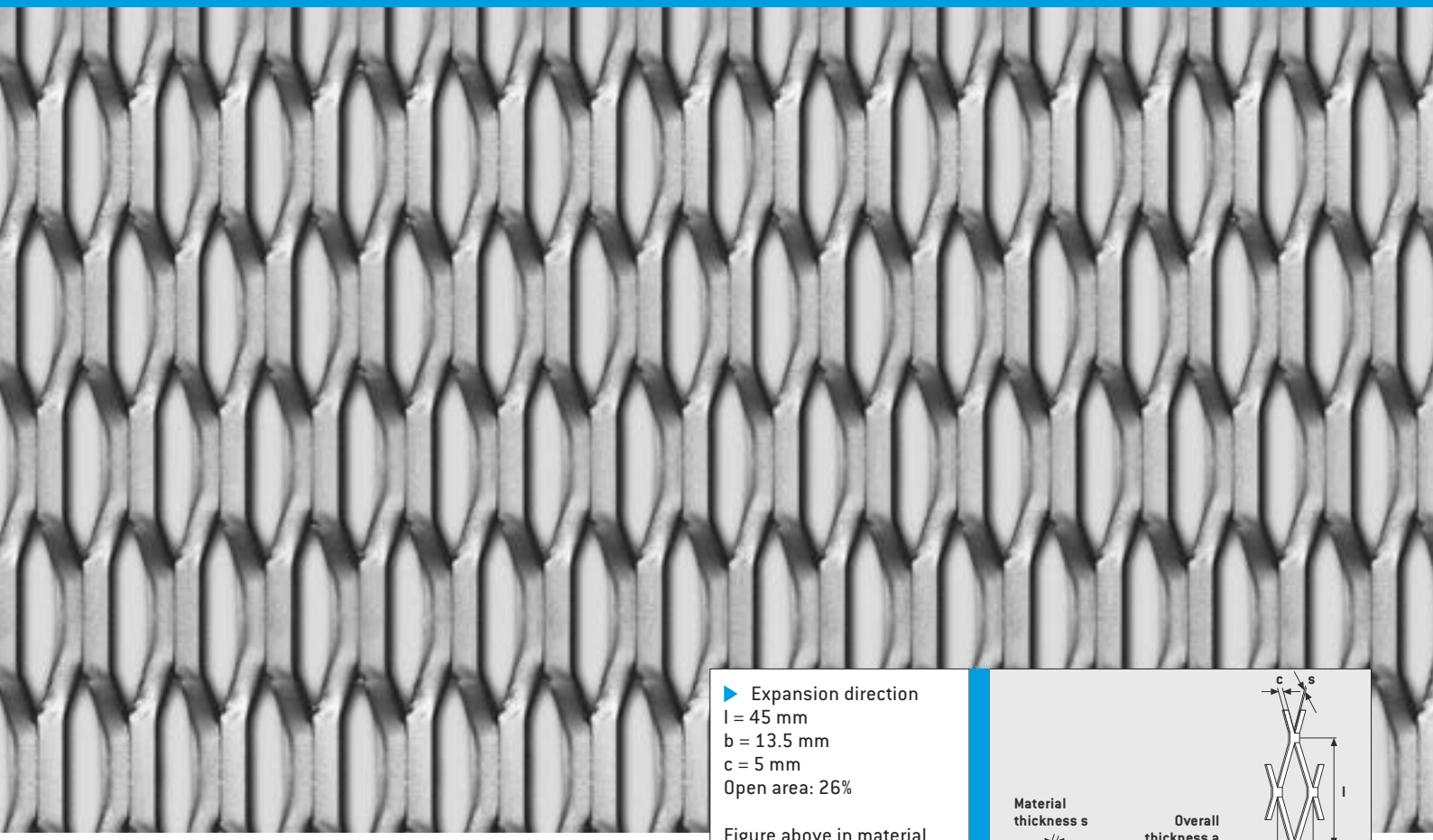

▶ Expansion direction
l = 45 mm
b = 13.5 mm
c = 5 mm
Open area: 26%

Figure above in material thickness 3.0 mm

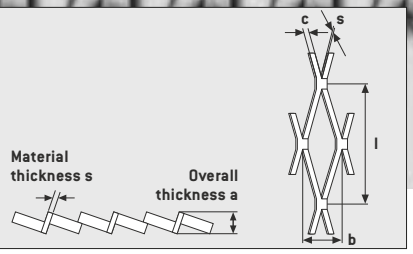

Material (desired formats also available in powder-coated finish)	Material thickness	Overall thickness a in mm	Desired format	Small format 1000 x 2000 mm	Medium format 1250 x 2500 mm	Large format 1500 x 3000 mm	Weight kg/m²
Steel							
	1.5	approx. 6.7	502991	157553	157430	157276	8.7
	2.0	approx. 6.7	502992	157554	157431	157277	11.6
	3.0 M	approx. 6.7	502993	101439			17.4
Pre-galvanised							
DX51D	1.5	approx. 6.7	502994	157555	157432	157279	8.7
	2.0	approx. 6.7	502995	157556	157433	157280	11.6
Aluminium							
EN AW-1050A H24	1.5 M	approx. 6.7	502996	157557	157434	157281	3.0
	2.0	approx. 6.7	502997	157558	157435	157282	4.0
	3.0	approx. 6.7	502998	157559	157436	157283	6.0
EN AW-5005 H24 EQ	1.5	approx. 6.7	502999	157560	157437	157284	3.0
	2.0	approx. 6.7	503000	157561	157438	157285	4.0

SIMPLY CLICK TO EXPAND // ALL INFORMATION AT A GLANCE
You will find information on the following topics in the front expanded page: tables, desired format and powder coating!

Square flat rolled Q3 3x2,2x0,5



▶ Expansion direction
l = 3 mm
b = 2.2 mm
c = 0.5 mm
Open area: 55%

Figure above in material thickness 0.5 mm

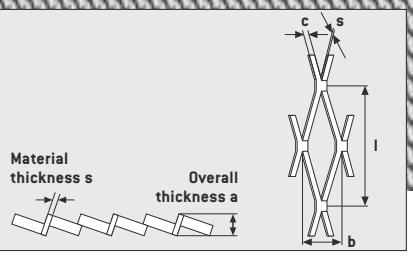

Material (desired formats also available in powder-coated finish)	Material thickness	Overall thickness a in mm	Desired format	Small format 1000 x 2000 mm	Medium format 1250 x 2500 mm	Large format 1500 x 3000 mm	Weight kg/m²
Steel							
	0.5 M	approx. 0.5		101098			1.8

Square flat rolled Q5 5x4x0,8



▶ Expansion direction
l = 5 mm
b = 4 mm
c = 0.8 mm
Open area: 50%

Figure above in material thickness 1.0 mm

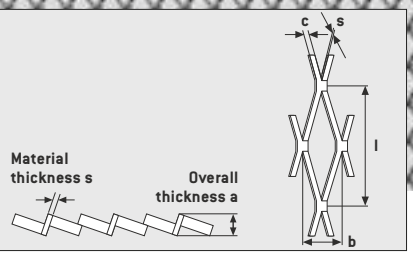

Material (desired formats also available in powder-coated finish)	Material thickness	Overall thickness a in mm	Desired format	Small format 1000 x 2000 mm	Medium format 1250 x 2500 mm	Large format 1500 x 3000 mm	Weight kg/m²
Aluminium							
EN AW-1050A H24	1.0 M	approx. 1.0		101101			1.4

SIMPLY CLICK TO EXPAND // ALL INFORMATION AT A GLANCE
You will find information on the following topics in the front expanded page: tables, desired format and powder coating!

Wave 62x18x3



NEW

▶ Expansion direction
l = 62 mm
b = 18 mm
c = 3 mm
Open area: 67%

Figure above in material thickness 2.0 mm

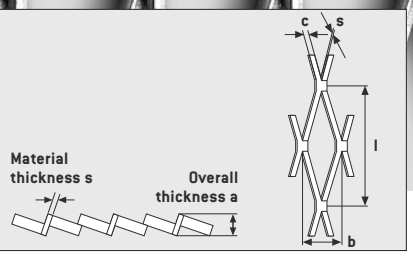

Material (desired formats also available in powder-coated finish)	Material thickness	Overall thickness a in mm	Desired format	Small format 1000 x 2000 mm	Medium format 1250 x 2500 mm	Large format 1500 x 3000 mm	Weight kg/m²
Steel							
	1.5	approx. 5.7	503154	158002	157999	157996	3.9
	2.0	approx. 5.7	503157	158011	158008	158005	5.2
	3.0	approx. 5.7	503160	158018	158016	158014	7.8
Aluminium							
EN AW-1050A H24	1.5	approx. 5.7	503155	158003	158000	157997	1.3
	2.0	approx. 5.7	503158	158012	158009	158006	1.8
	3.0	approx. 5.7	503161	158019	158017	158015	2.7
EN AW-5005 H24 EQ	1.5	approx. 5.7	503156	158004	158001	157998	1.3
	2.0	approx. 5.7	503159	158013	158010	158007	1.8

Wave 62x22x6



NEW

▶ Expansion direction
l = 62 mm
b = 22 mm
c = 6 mm
Open area: 45%

Figure above in material thickness 2.0 mm

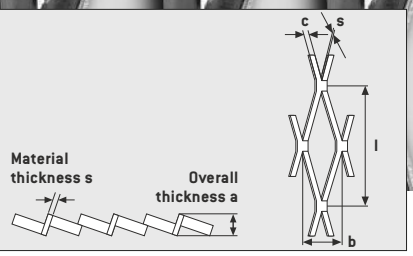

Material (desired formats also available in powder-coated finish)	Material thickness	Overall thickness a in mm	Desired format	Small format 1000 x 2000 mm	Medium format 1250 x 2500 mm	Large format 1500 x 3000 mm	Weight kg/m²
Steel							
	1.5	approx. 10.1	503162	158026	158023	158020	6.4
	2.0	approx. 10.1	503165	158035	158032	158029	8.6
	3.0	approx. 10.1	503168	158041	158039		12.8
Aluminium							
EN AW-1050A H24	1.5 M	approx. 10.1	503163	158027	158024	158021	2.2
	2.0	approx. 10.1	503166	158036	158033	158030	2.9
	3.0	approx. 10.1	503169	158042	158040	158038	4.4
EN AW-5005 H24 EQ	1.5	approx. 10.1	503164	158028	158025	158022	2.2
	2.0	approx. 10.1	503167	158037	158034	158031	2.9

SIMPLY CLICK TO EXPAND // ALL INFORMATION AT A GLANCE
You will find information on the following topics in the front expanded page: tables, desired format and powder coating!

Wave 110x40x11



NEW

▶ Expansion direction
l = 110 mm
b = 40 mm
c = 11 mm
Open area: 45%

Figure above in material thickness 2.0 mm

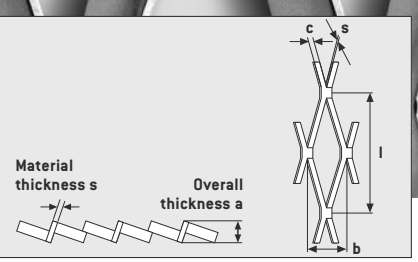

Material (desired formats also available in powder-coated finish)	Material thickness	Overall thickness a in mm	Desired format	Small format 1000 x 2000 mm	Medium format 1250 x 2500 mm	Large format 1500 x 3000 mm	Weight kg/m²
Steel							
	1.5	approx. 17.3	503138	157958	157955	157952	6.5
	2.0	approx. 17.3	503141	157967	157964	157961	8.6
	3.0	approx. 17.3	503144	157973	157971		13.0
Aluminium							
EN AW-1050A H24	1.5	approx. 17.3	503139	157959	157956	157953	2.2
	2.0	approx. 17.3	503142	157968	157965	157962	3.0
	3.0	approx. 17.3	503145	157974	157972	157970	4.5
EN AW-5005 H24 EQ	1.5	approx. 17.3	503140	157960	157957	157954	2.2
	2.0	approx. 17.3	503143	157969	157966	157963	3.0

Wave 110x40x15



NEW

▶ Expansion direction
l = 110 mm
b = 40 mm
c = 15 mm
Open area: 25%

Figure above in material thickness 2.0 mm

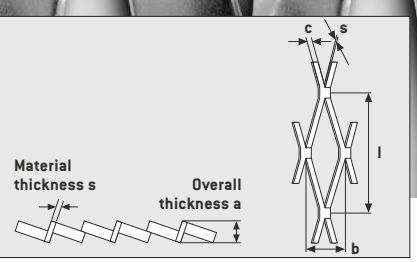

Material (desired formats also available in powder-coated finish)	Material thickness	Overall thickness a in mm	Desired format	Small format 1000 x 2000 mm	Medium format 1250 x 2500 mm	Large format 1500 x 3000 mm	Weight kg/m²
Steel							
	1.5	approx. 19.8	503146	157981	157978	157975	8.8
	2.0	approx. 19.8	503149	157989	157986		11.8
	3.0	approx. 19.8	503152	157994			17.7
Aluminium							
EN AW-1050A H24	1.5 M	approx. 19.8	503147	157982	157979	157976	3.0
	2.0	approx. 19.8	503150	157990	157987	157984	4.1
	3.0	approx. 19.8	503153	157995	157993	157992	6.1
EN AW-5005 H24 EQ	1.5	approx. 19.8	503148	157983	157980	157977	3.0
	2.0	approx. 19.8	503151	157991	157988	157985	4.1

SIMPLY CLICK TO EXPAND // ALL INFORMATION AT A GLANCE
You will find information on the following topics in the front expanded page: tables, desired format and powder coating!

PERFORATED SHEETS

PERFORATED SHEETS

ROUND HOLES

60 degree staggered pitch (RT) 110–144

45 degree pitch (RM) 145–147

Square pitch (RU) 148–158

Euro perforation 159

ALWAYS UP TO DATE:

You can also find all MEVACO products and our new products online at:
www.mevaco.com

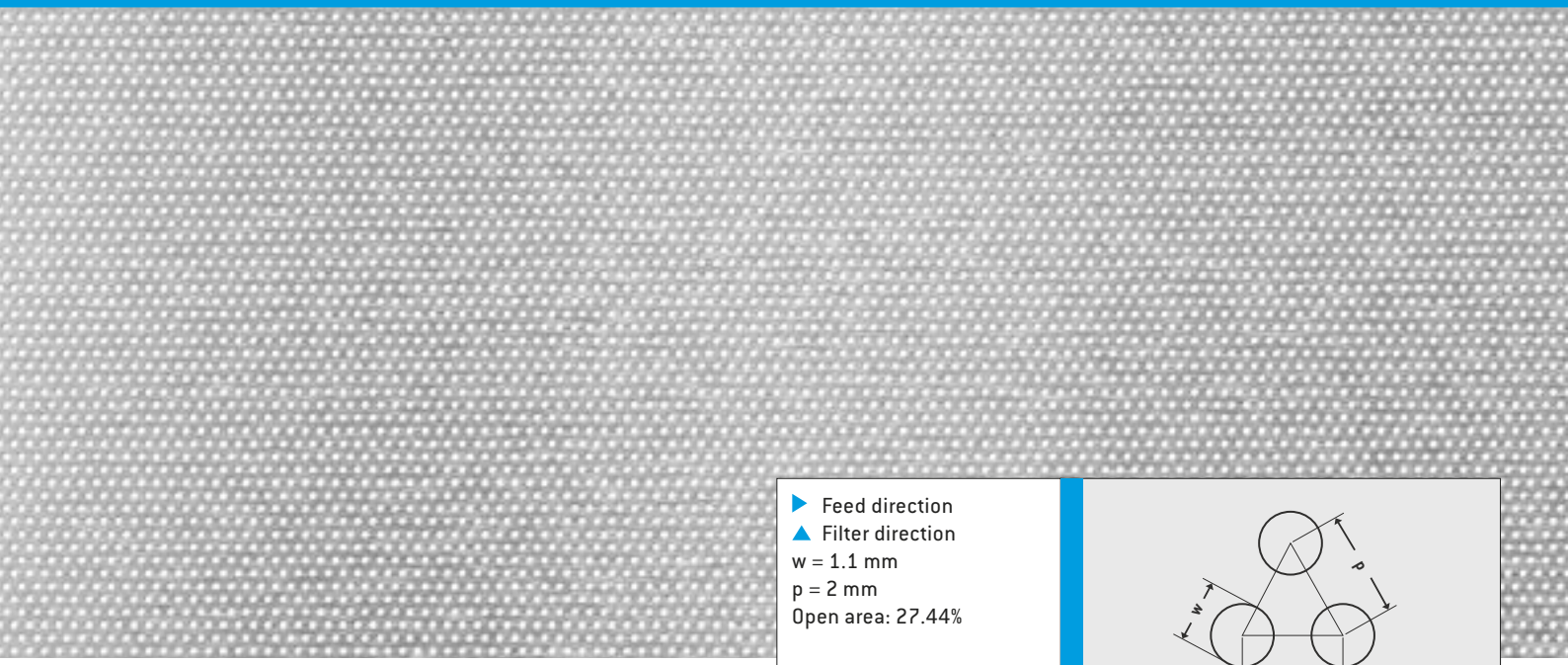

▶ Feed direction
▲ Filter direction
w = 1.1 mm
p = 2 mm
Open area: 27.44%

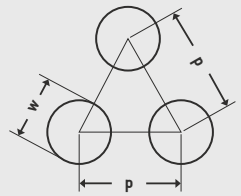

Material (desired formats also available in powder-coated finish)	Material thickness in mm	Desired format	Small format 1000 x 2000 mm	Medium format 1250 x 2500 mm	Large format 1500 x 3000 mm	Weight kg/m²
Steel						
	0.75		100083			4.3
	1.00 M		100084			5.7
Stainless steel						
X5CrNi18-10 2B AISI 304	0.80		100010			4.6

SIMPLY CLICK TO EXPAND // ALL INFORMATION AT A GLANCE
You will find information on the following topics in the front expanded page: tables, desired format and powder coating!

R1.5 T2.5

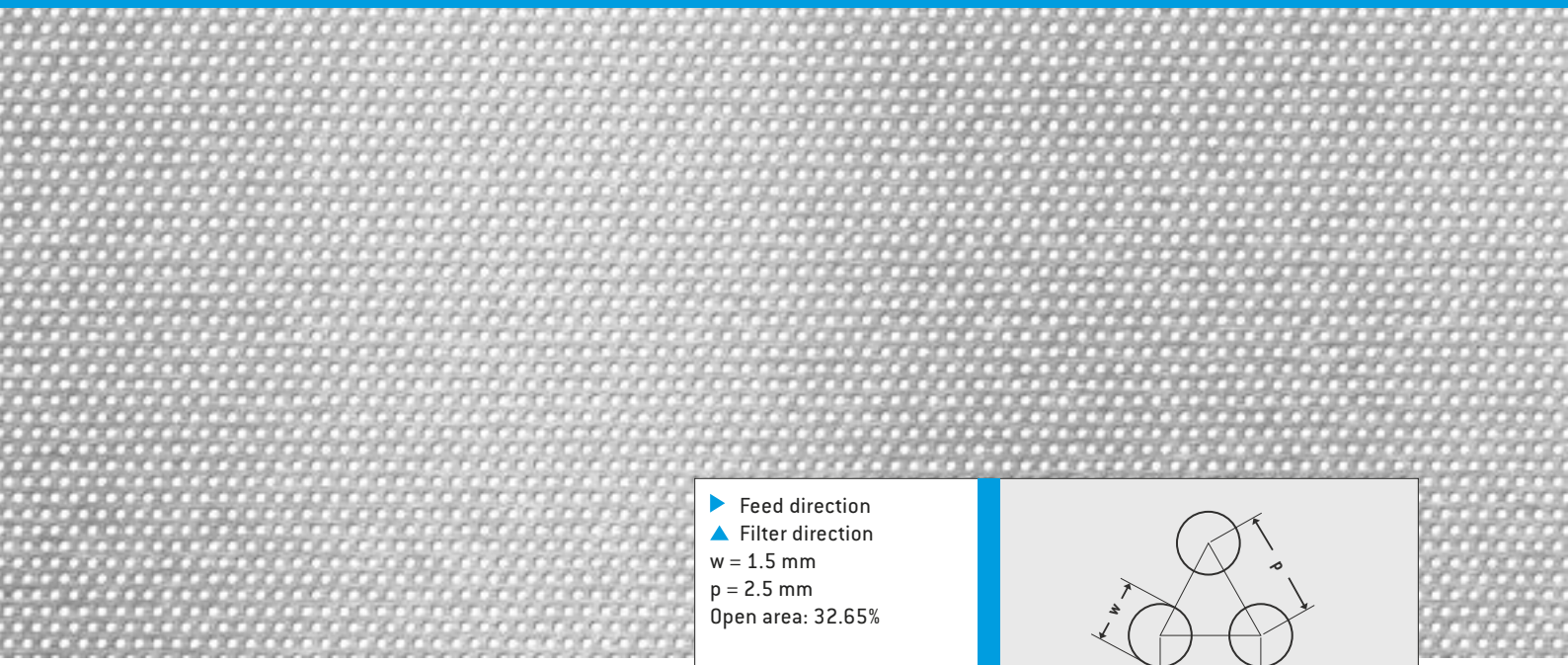

▶ Feed direction
▲ Filter direction
w = 1.5 mm
p = 2.5 mm
Open area: 32.65%

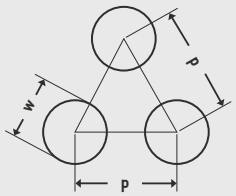

Material (desired formats also available in powder-coated finish)	Material thickness in mm	Desired format	Small format 1000 x 2000 mm	Medium format 1250 x 2500 mm	Large format 1500 x 3000 mm	Weight kg/m²
Steel						
	0.75		100085			4.0
	1.00		100086	100152		5.3
	1.50		100087			7.9
Pre-galvanised						
DX51D	1.00		100232			5.3
Aluminium						
EN AW-1050A H24	1.00 M		100184			1.8
Stainless steel						
X5CrNi18-10 2B AISI 304	1.00		100011			5.3



▶ Feed direction
▲ Filter direction
w = 1.5 mm
p = 3 mm
Open area: 22.68%

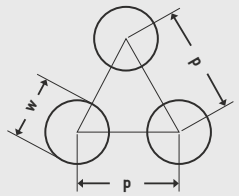

Material (desired formats also available in powder-coated finish)	Material thickness in mm	Desired format	Small format 1000 x 2000 mm	Medium format 1250 x 2500 mm	Large format 1500 x 3000 mm	Weight kg/m²
Steel						
	1.00			100561		6.1
	1.50		100423			9.1

SIMPLY CLICK TO EXPAND // ALL INFORMATION AT A GLANCE
You will find information on the following topics in the front expanded page: tables, desired format and powder coating!

R2 T3

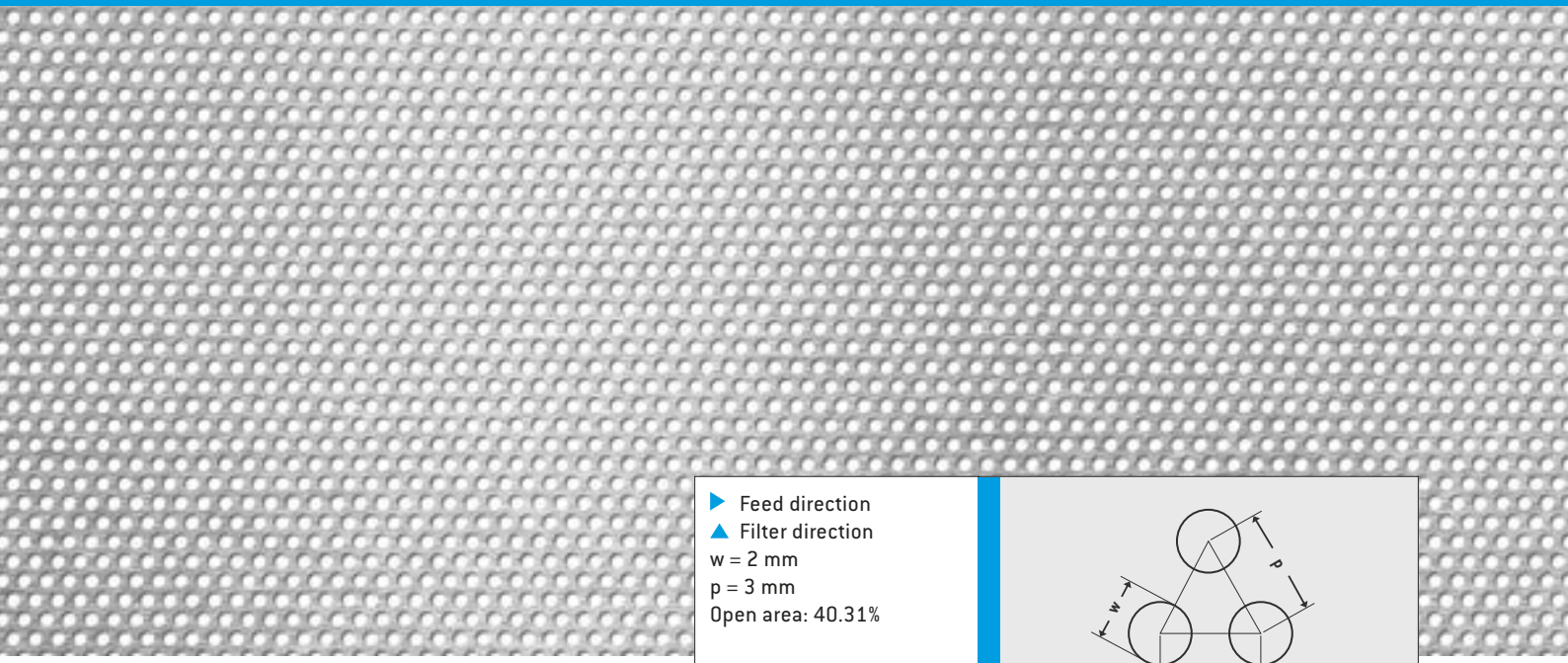

▶ Feed direction
▲ Filter direction
w = 2 mm
p = 3 mm
Open area: 40.31%

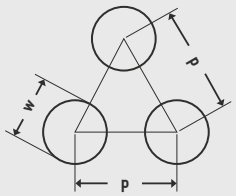

Material (desired formats also available in powder-coated finish)	Material thickness in mm	Desired format	Small format 1000 x 2000 mm	Medium format 1250 x 2500 mm	Large format 1500 x 3000 mm	Weight kg/m²
Steel						
	1.00	500883	100361	153291		4.7
Pre-galvanised						
DX51D	1.00	500785	153652	153780		4.7
Aluminium						
EN AW-1050A H24	1.00	500302	150007	150188		1.6
EN AW-5754 H22	1.00	500389	151496	151650		1.6

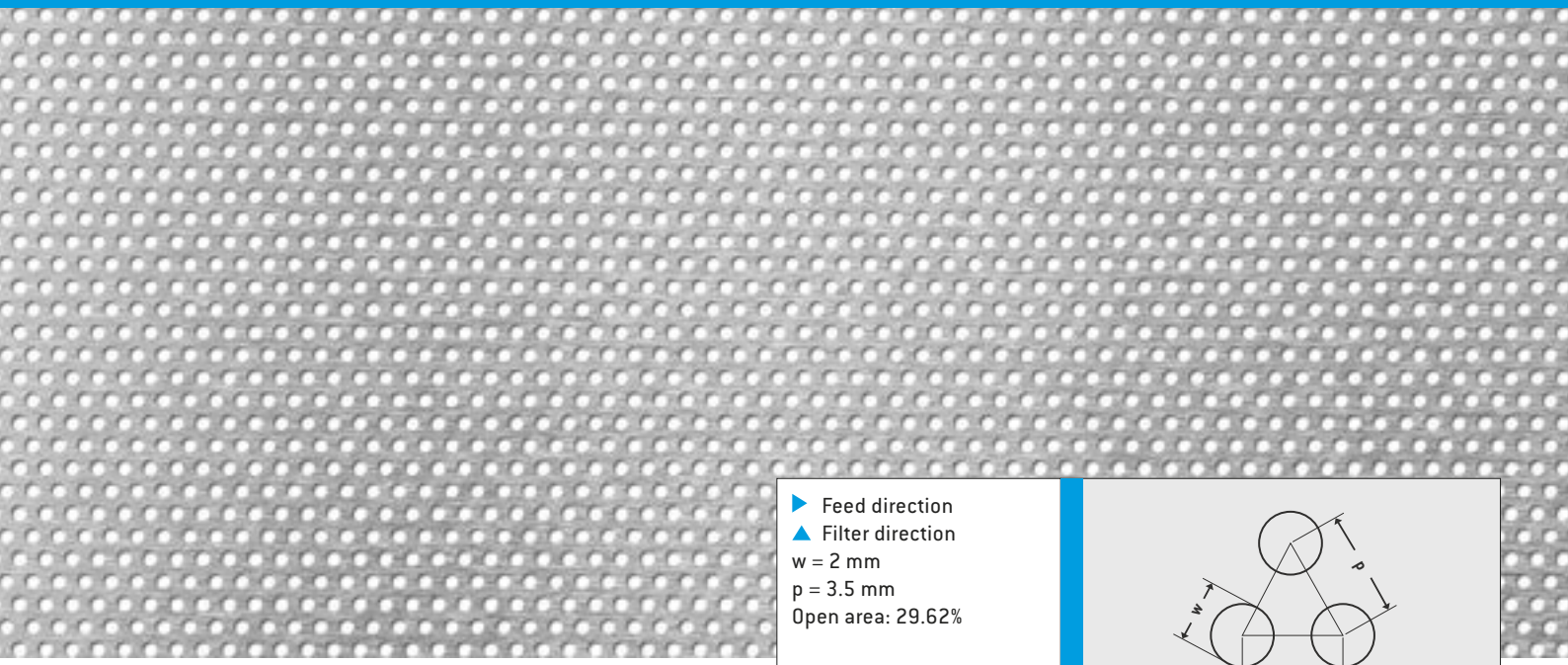

▶ Feed direction
▲ Filter direction
w = 2 mm
p = 3.5 mm
Open area: 29.62%

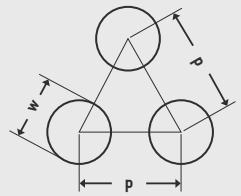

Material (desired formats also available in powder-coated finish)	Material thickness in mm	Desired format	Small format 1000 x 2000 mm	Medium format 1250 x 2500 mm	Large format 1500 x 3000 mm	Weight kg/m²
Steel						
	0.75	500246	100386			4.1
	1.00	500884	100088	100310	153468	5.5
	1.50	501749	100089	100264		8.3
	2.00	502507	100090	101582		11.1
Pre-galvanised						
DX51D	0.70		101617			3.9
	1.00	500786	100233	153781	153877	5.5
	1.50	501647	101656	153782	153878	8.3
	2.00	502419	101657	153783		11.1
Aluminium						
EN AW-1050A H24	1.00 M	500303	100185	150189		1.9
	1.50	500990	100186	150190		2.9
	2.00	501846	150008	150191	150377	3.8
EN AW-5754 H22	1.00	500390	151497	151651		1.9
	1.50	501213	151498	151652		2.9
	2.00	502116	151499	151653		3.8
Stainless steel						
X5CrNi18-10 2B AISI 304	1.00	500546	100012	100516		5.5
	1.50	501385	100013	100506		8.3
X6CrNiMoTi17-12 2B AISI 316 Ti	1.00	500690	156628	153021		5.5
	1.50	501550	100039	153022		8.3

SIMPLY CLICK TO EXPAND // ALL INFORMATION AT A GLANCE
You will find information on the following topics in the front expanded page: tables, desired format and powder coating!

R2.5 T4

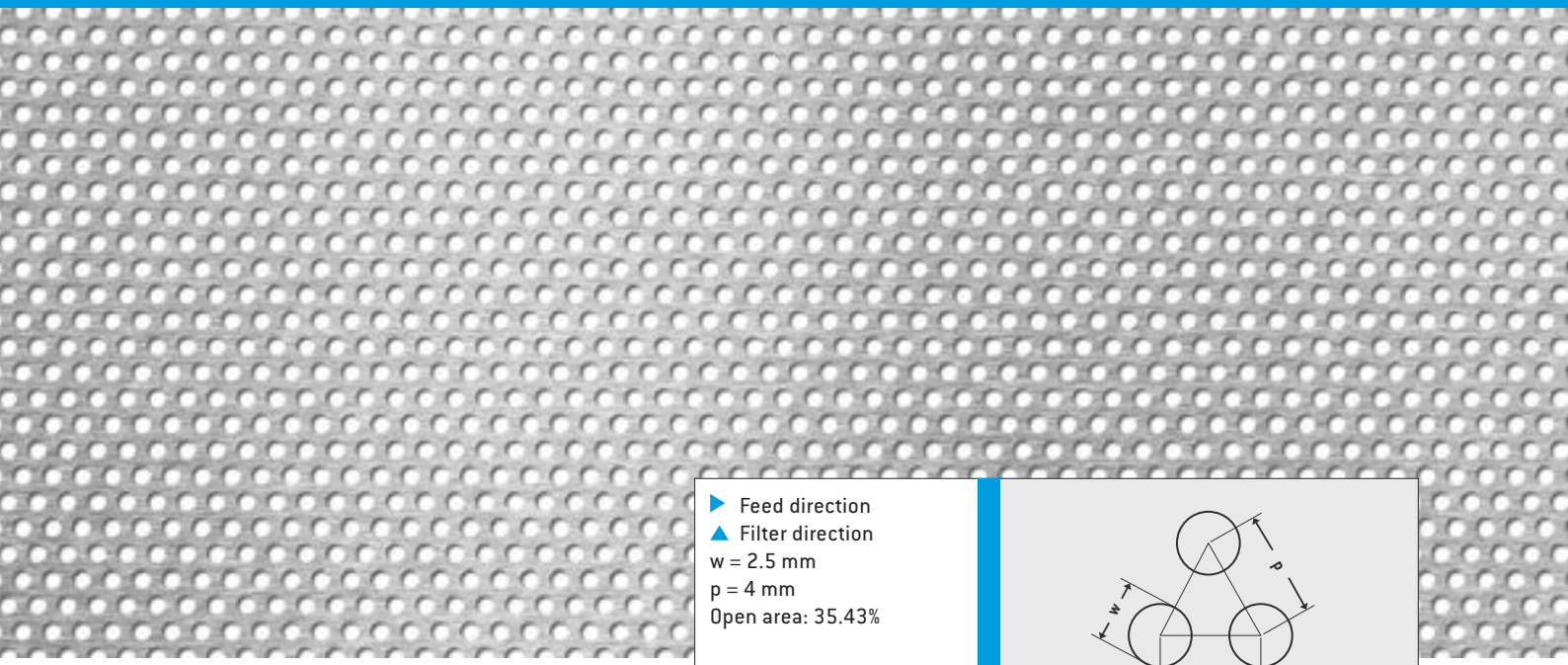

▶ Feed direction
▲ Filter direction
w = 2.5 mm
p = 4 mm
Open area: 35.43%

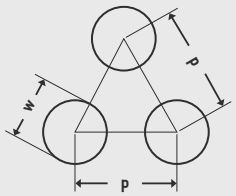

Material (desired formats also available in powder-coated finish)	Material thickness in mm	Desired format	Small format 1000 x 2000 mm	Medium format 1250 x 2500 mm	Large format 1500 x 3000 mm	Weight kg/m²
Steel						
	1.00	500881	100091	153293	153469	5.1
	1.50	501747	100092			7.6
	2.00	502505	100093			10.1
Pre-galvanised						
DX51D	1.00	500783	153655	101589	153879	5.1
	2.00	502417	153656			10.1
Aluminium						
EN AW-1050A H24	1.00	500300	150009	150192	150378	1.7
EN AW-5754 H22	1.00	500387	151500	151654	151773	1.7



▶ Feed direction
▲ Filter direction
w = 3 mm
p = 4 mm
Open area: 51.02%

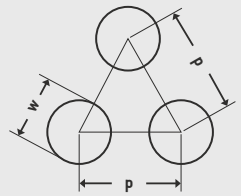

Material (desired formats also available in powder-coated finish)	Material thickness in mm	Desired format	Small format 1000 x 2000 mm	Medium format 1250 x 2500 mm	Large format 1500 x 3000 mm	Weight kg/m²
Steel						
	1.00	500886	100094	100276	153471	3.8
	2.00		100424			7.7
Pre-galvanised						
DX51D	0.70		100330			2.7
	1.00	500788	153657	153786	153881	3.8
Aluminium						
EN AW-1050A H24	0.80 M	500250	100329			1.1
	1.00	500305	150010	150193	150379	1.3
EN AW-5754 H22	1.00	500392	151501	151655		1.3
Stainless steel						
X5CrNi18-10 2B AISI 304	0.80		101144			3.1

SIMPLY CLICK TO EXPAND // ALL INFORMATION AT A GLANCE
You will find information on the following topics in the front expanded page: tables, desired format and powder coating!

R3 T5

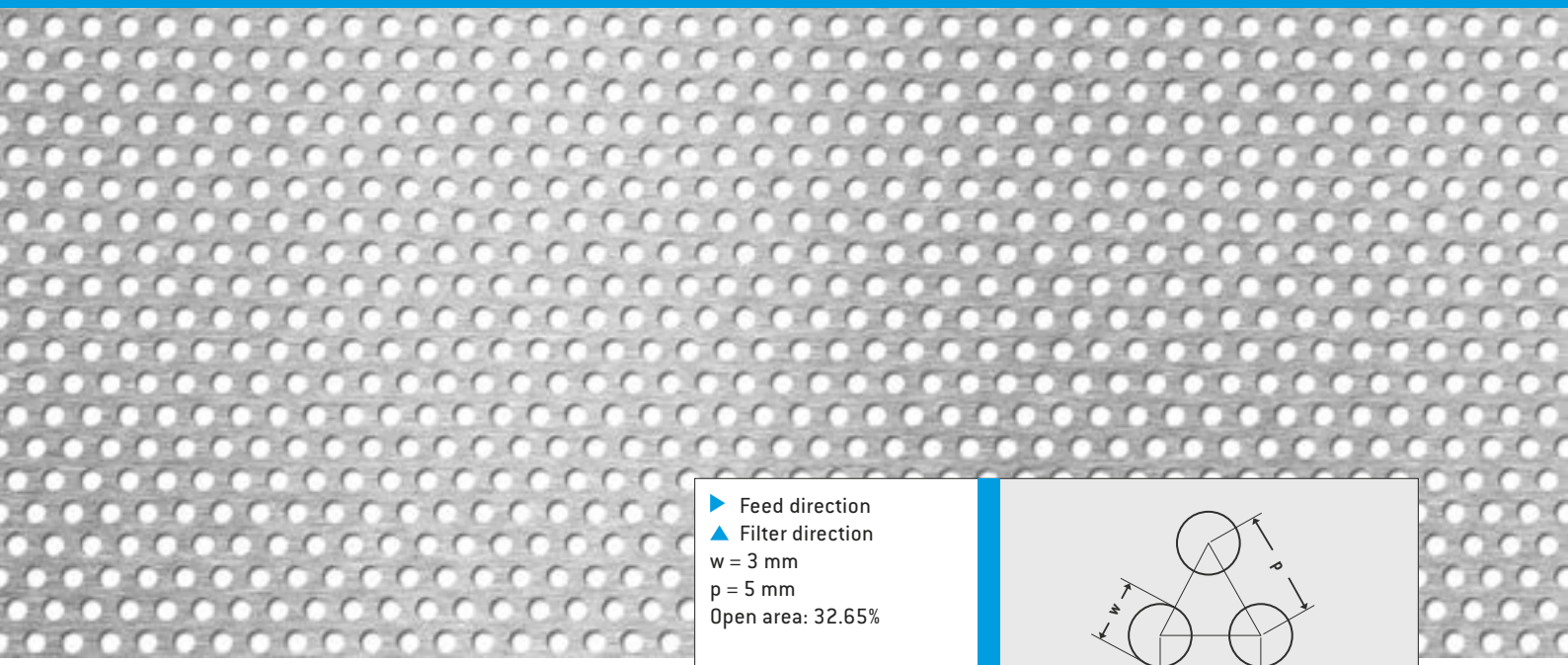

▶ Feed direction
▲ Filter direction
w = 3 mm
p = 5 mm
Open area: 32.65%

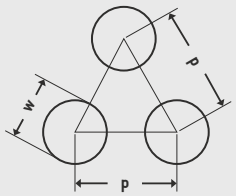

Material (desired formats also available in powder-coated finish)	Material thickness in mm	Desired format	Small format 1000 x 2000 mm	Medium format 1250 x 2500 mm	Large format 1500 x 3000 mm	Weight kg/m²
Steel						
	0.75	500247	100095			4.0
	1.00	500887	100096	100153	100169	5.3
	1.50	501751	100097	100154	100270	7.9
	2.00	502509	100098	100155	101585	10.6
	2.99	502569	100099	101652	153473	15.8
Pre-galvanised						
DX51D	0.70	500241	100234	100254		3.7
	1.00	500789	100235	100255	100261	5.3
	1.50	501649	100236	100279	100318	7.9
	2.00	502421	100237	101590	101592	10.6
	3.00	502806	153658			15.9
Aluminium						
EN AW-1050A H24	0.80	500251	100385			1.5
	1.00 M	500306	100188	100780	101015	1.8
	1.50	500992	100189	100271	100789	2.7
	2.00	501848	100190	100207	100365	3.6
	3.00	502630	150011	150194		5.5
EN AW-5754 H22	1.00	500393	100211	151656		1.8
	1.50	501215	100212	151657	156373	2.7
Stainless steel						
X5CrNi18-10 2B AISI 304	0.50		100383			2.6
	0.80	500254	100348			4.2
	1.00 M	500548	100014	100031	101382	5.3
	1.50	501387	100015	100032	100378	7.9
	2.00	502235	100016	101647		10.6
X2CrNiMo17-12-2 2B AISI 316 L	1.00	500461	151859			5.3
	1.50	501296	151860		152048	7.9
	2.00	502815	151861			10.6
X6CrNiMoTi17-12 2B AISI 316 Ti	1.00	500692	100040			5.3
	1.50	501552	100041	153023	153107	7.9
	2.00	502342	100042			10.6
Copper						
Cu-DHP R240 (C106)	0.60		100216			3.6
	0.70		100217			4.2
Titanium zinc						
D-Zn	0.70		100173			3.4

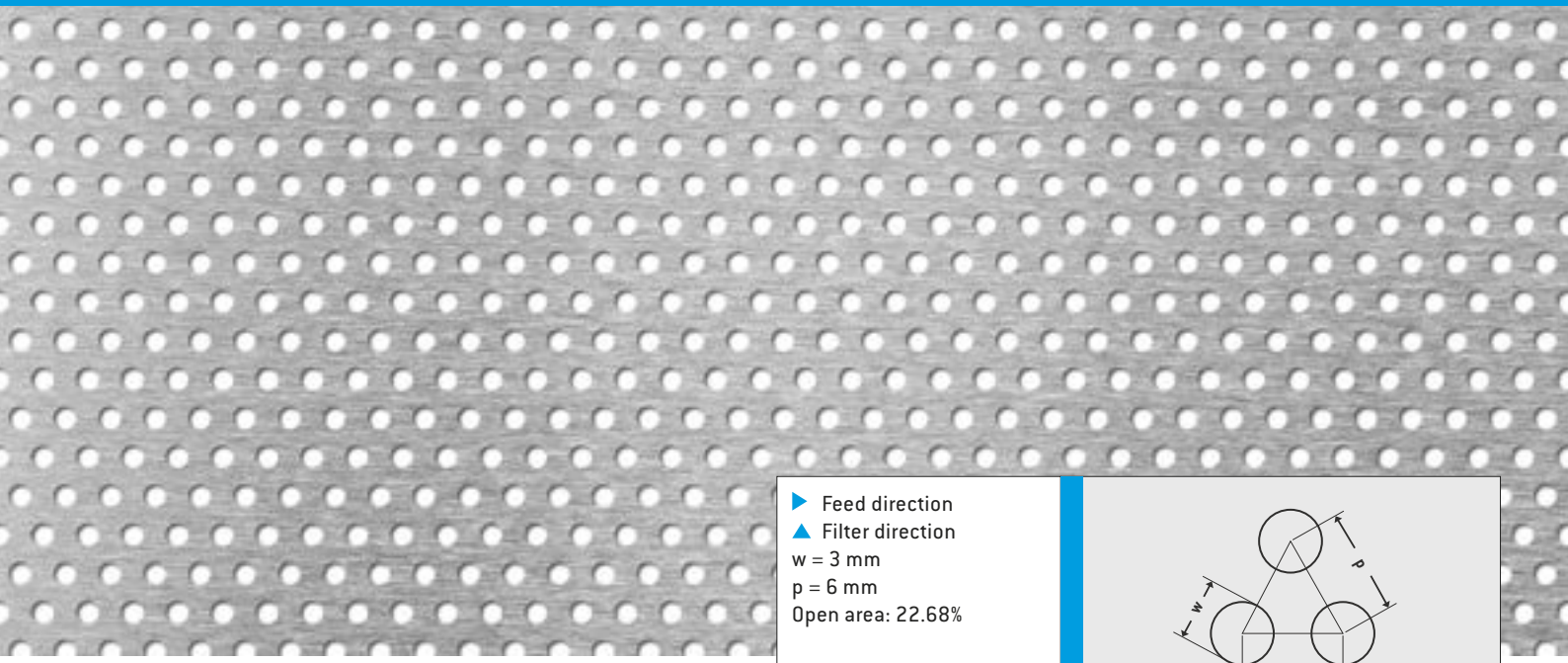

▶ Feed direction
▲ Filter direction
w = 3 mm
p = 6 mm
Open area: 22.68%

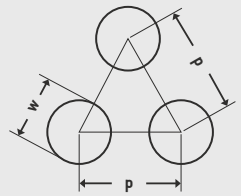

Material (desired formats also available in powder-coated finish)	Material thickness in mm	Desired format	Small format 1000 x 2000 mm	Medium format 1250 x 2500 mm	Large format 1500 x 3000 mm	Weight kg/m²
Steel						
	1.00	500888	153146	153296	153474	6.1
	1.50	501752	153147	153297	153475	9.1
	2.00	502510	157890	153298	153476	12.1
Pre-galvanised						
DX51D	1.00	500790	153659	153788	153883	6.1
	1.50	501650	153660	153789	153884	9.1
	2.00	502422	153661	153790	153885	12.1
Aluminium						
EN AW-1050A H24	1.00	500307	150012	150195	150380	2.1
	1.50	500993	150013	150196	150381	3.1
	2.00	501849	150014	150197	150382	4.2
EN AW-5754 H22	1.00	500394	151502	151658	151774	2.1
	1.50	501216	151503	151659	151775	3.1
	2.00	502118	151504	151660		4.2
Stainless steel						
X5CrNi18-10 2B AISI 304	1.00	500549	152109	152269	152411	6.1
	1.50	501388	152110	152270	152412	9.1
	2.00	502236	152111			12.1
X2CrNiMo17-12-2 2B AISI 316 L	1.00	500462	151862			6.1
	1.50	501297	151863		152049	9.1
X6CrNiMoTi17-12 2B AISI 316 Ti	1.00	500693	152888	153024		6.1
	1.50	501553	152889	153025	153108	9.1

SIMPLY CLICK TO EXPAND // ALL INFORMATION AT A GLANCE
You will find information on the following topics in the front expanded page: tables, desired format and powder coating!

R4 T5



▶ Feed direction
▲ Filter direction
w = 4 mm
p = 5 mm
Open area: 58.05%

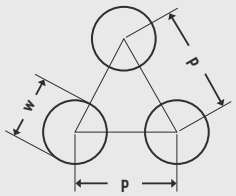

Material (desired formats also available in powder-coated finish)	Material thickness in mm	Desired format	Small format 1000 x 2000 mm	Medium format 1250 x 2500 mm	Large format 1500 x 3000 mm	Weight kg/m²
Steel						
	1.00	500889	101651	153299		3.3
Pre-galvanised						
DX51D	1.00	500791	153662	153791		3.3
Aluminium						
EN AW-1050A H24	1.00	500308	150015	150198		1.1
EN AW-5754 H22	1.00	500395	151505	151661		1.1
Copper						
Cu-DHP R240 (C106)	0.60		100363			2.2
	0.70		100360			2.6
Titanium zinc						
D-Zn	0.70		100366			2.1



▶ Feed direction
▲ Filter direction
w = 4 mm
p = 6 mm
Open area: 40.31%

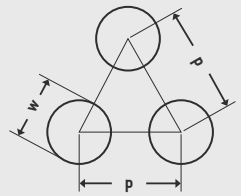

Material (desired formats also available in powder-coated finish)	Material thickness in mm	Desired format	Small format 1000 x 2000 mm	Medium format 1250 x 2500 mm	Large format 1500 x 3000 mm	Weight kg/m²
Steel						
	1.00	500890	100101	101396	153477	4.7
	1.50	501753	100102	100350	100790	7.0
	2.00	502511	100103	100352	100507	9.4
	2.99	502570	100104	101571	100508	14.0
Pre-galvanised						
DX51D	0.70	500242		100512		3.3
	1.00	500792	100238	100256	100298	4.7
	1.50	501651	101587	101591	101593	7.0
	2.00	502423	101588	153793	153887	9.4
	3.00	502807	153665			14.1
Aluminium						
EN AW-1050A H24	0.80	500252	101432	101447		1.3
	1.00 M	500309	100191	150199	150383	1.6
	1.50	500994	100192	150200	150384	2.4
	2.00	501850	100193	101395	101579	3.2
	3.00	502631	150570	150676		4.8
EN AW-5754 H22	1.00	500396	157925	100327	151776	1.6
	1.50	501217	151506	100522	151777	2.4
	2.00	502119	151507	151662		3.2
Stainless steel						
X5CrNi18-10 2B AISI 304	1.00	500550	100017	100322	152413	4.7
	1.50	501389	100018	152271	152414	7.0
	2.00	502237	100356	152272		9.4
X2CrNiMo17-12-2 2B AISI 316 L	1.00	500463	151864			4.7
	1.50	501298	151865		152050	7.0
X6CrNiMoTi17-12 2B AISI 316 Ti	1.00	500694	152891	153026		4.7
	1.50	501554	152892	153027	153109	7.0
	2.00		101618			9.4

SIMPLY CLICK TO EXPAND // ALL INFORMATION AT A GLANCE
You will find information on the following topics in the front expanded page: tables, desired format and powder coating!

R4 T8

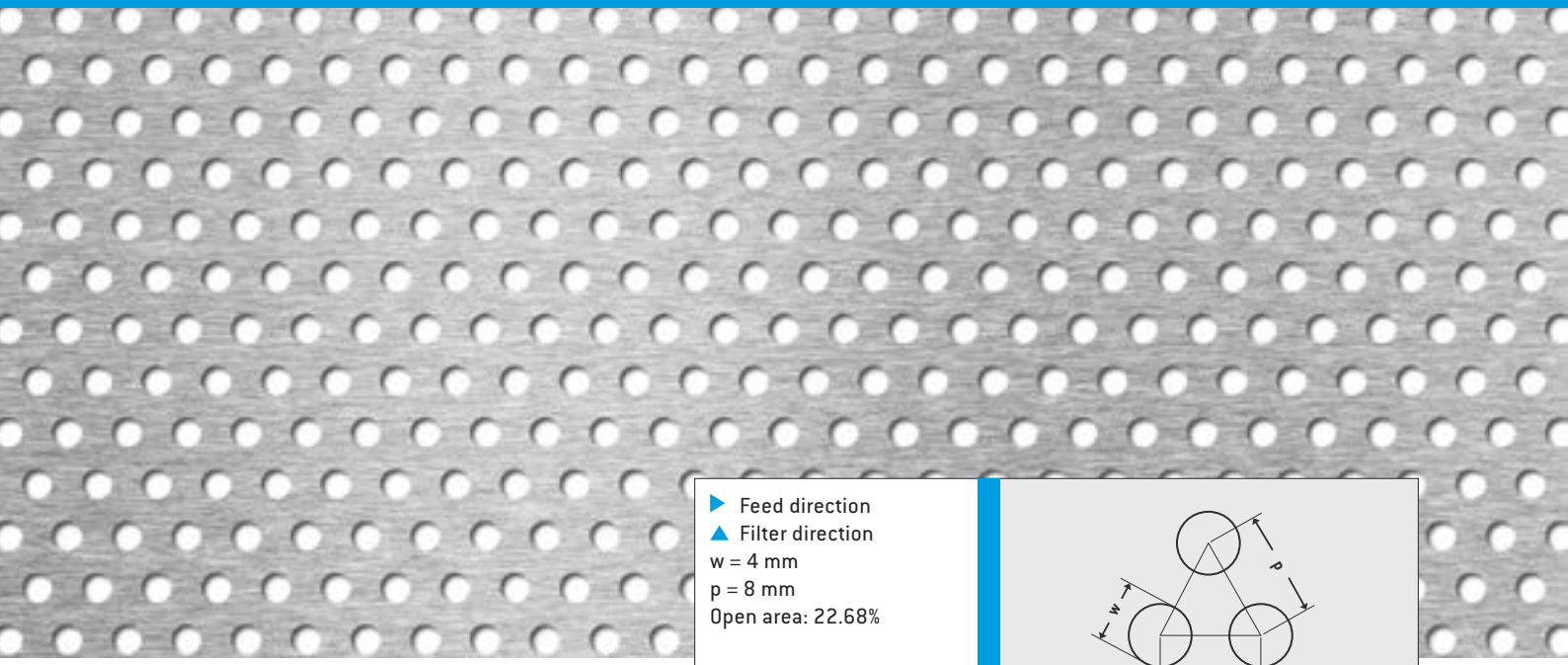

▶ Feed direction
▲ Filter direction
w = 4 mm
p = 8 mm
Open area: 22.68%

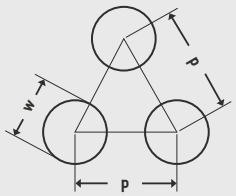

Material (desired formats also available in powder-coated finish)	Material thickness in mm	Desired format	Small format 1000 x 2000 mm	Medium format 1250 x 2500 mm	Large format 1500 x 3000 mm	Weight kg/m²
Steel						
	1.00	500891	153149	153301	153478	6.1
	1.50	501754	157886	153302	153479	9.1
	2.00	502512	153150	153303	153480	12.1
Pre-galvanised						
DX51D	1.00	500793	153666	153794	153888	6.1
	1.50	501652	153667	153795	153889	9.1
	2.00	502424	153668	153796	153890	12.1
Aluminium						
EN AW-1050A H24	1.00	500310	150016	150201	150386	2.1
	1.50	500995	150017	150202	150387	3.1
	2.00	501851	150018	150203	150388	4.2
// PVC coated on one side	1.50	501083	150571	150677		3.1
	2.00	501938	150572	150678	150800	4.2
EN AW-5005 H24 EQ, PVC 1 side	1.50	501161	150833			3.1
// pre-anodised 2 sides E6/C0, PVC 1 side	2.00	502068	151319	151379	151438	4.2
EN AW-5754 H22	1.00	500397	151508	151663	151778	2.1
	1.50	501218	151509	151664	151779	3.1
	2.00	502120	151510	151665		4.2
Stainless steel						
X5CrNi18-10 2B AISI 304	1.00	500551	152112	152273	152415	6.1
	1.50	501390	152113	152274	152416	9.1
	2.00	502238	152114	152275	152417	12.1
// polished 1 side grain 240, PVC 1 side	1.00	500618	152578			6.1
	1.50	501496	152579	152709	152800	9.1
	2.00	502299	152580			12.1
X2CrNiMo17-12-2 2B AISI 316 L	1.00	500464	151866			6.1
	1.50	501299	151867		152051	9.1
X6CrNiMoTi17-12 2B AISI 316 Ti	1.00	500695	152894	153028		6.1
	1.50	501555	152895	153029	153110	9.1



▶ Feed direction
▲ Filter direction
w = 5 mm
p = 6 mm
Open area: 62.99%

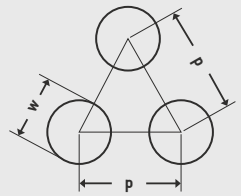

Material (desired formats also available in powder-coated finish)	Material thickness in mm	Desired format	Small format 1000 x 2000 mm	Medium format 1250 x 2500 mm	Large format 1500 x 3000 mm	Weight kg/m²
Steel						
	1.00 M		100425			2.9

SIMPLY CLICK TO EXPAND // ALL INFORMATION AT A GLANCE
You will find information on the following topics in the front expanded page: tables, desired format and powder coating!

R5 T7



▶ Feed direction
▲ Filter direction
w = 5 mm
p = 7 mm
Open area: 46.28%

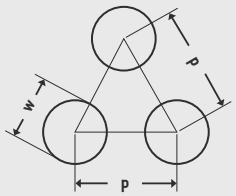

Material (desired formats also available in powder-coated finish)	Material thickness in mm	Desired format	Small format 1000 x 2000 mm	Medium format 1250 x 2500 mm	Large format 1500 x 3000 mm	Weight kg/m²
Steel						
	1.00	500892	100107	153304	153481	4.2
	1.50	501755	100426	153305	153482	6.3
	2.00	502513	153151	153306	153483	8.4
Pre-galvanised						
DX51D	0.70	500243	100419	100434		3.0
	1.00 M	500794	100239	100257	100307	4.2
	1.50	501653	153669	153797	153891	6.3
	2.00	502425	153670	153798	153892	8.4
Aluminium						
EN AW-1050A H24	1.00	500311	150019	150204	150389	1.5
	1.50	500996	101640	150205	150390	2.2
	2.00	501852	101678	101641	150391	2.9
EN AW-5754 H22	1.00	500398	151511	151666	151780	1.5
	1.50	501219	151512	151667	151781	2.2
	2.00	502121	151513	151668		2.9
Stainless steel						
X5CrNi18-10 2B AISI 304	0.50		100440			2.1
	1.00	500552	100308	152276	152418	4.2
	1.50	501391	152115	152277	152419	6.3
	2.00	502239	152116	152278		8.4
X2CrNiMo17-12-2 2B AISI 316 L	1.00	500465	151868			4.2
	1.50	501300	151869		152052	6.3
X6CrNiMoTi17-12 2B AISI 316 Ti	1.00	500696	152897			4.2
	1.50	501556	152898	153031	153112	6.3
Copper						
Cu-DHP R240 (C106)	0.60		100280			2.9
	0.70		100541			3.3
Titanium zinc						
D-Zn	0.70		100174			2.7

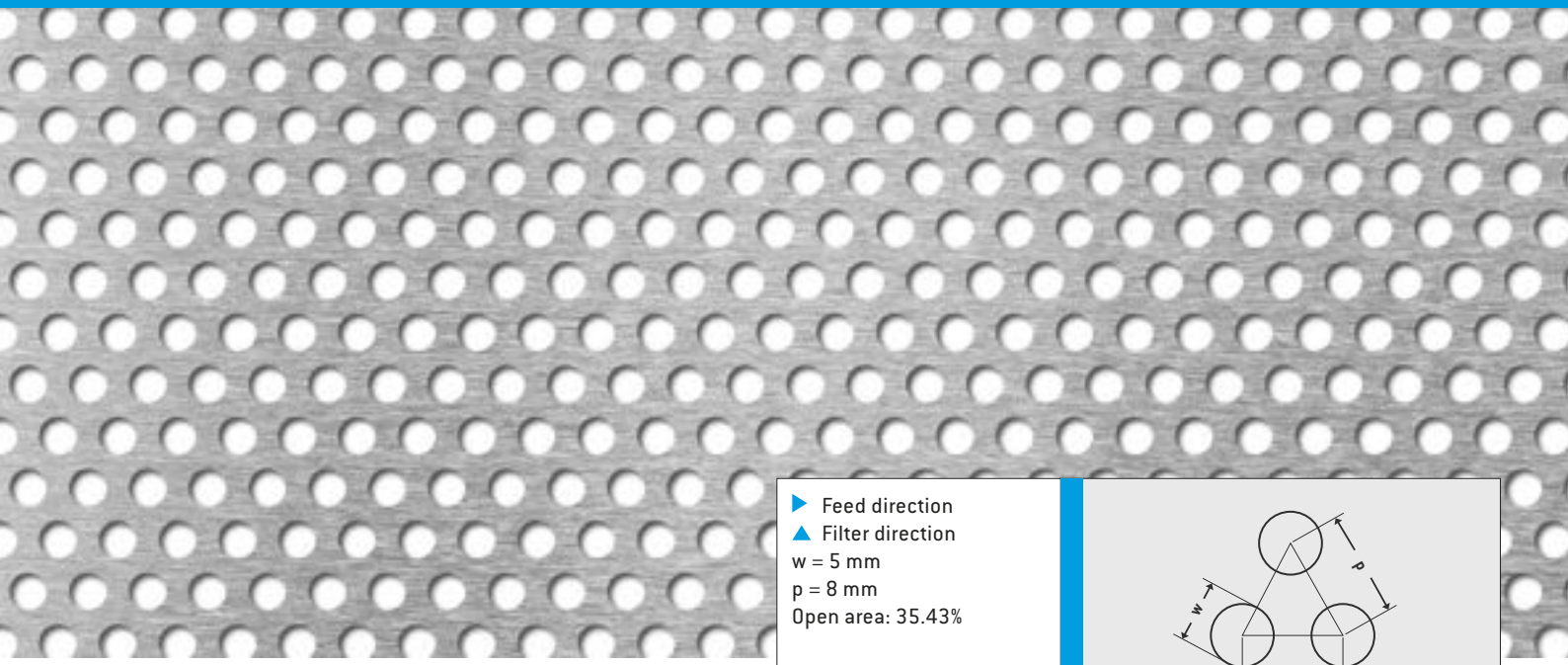

▶ Feed direction
▲ Filter direction
w = 5 mm
p = 8 mm
Open area: 35.43%

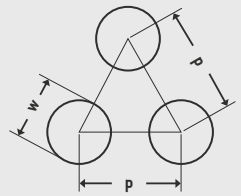

Material (desired formats also available in powder-coated finish)	Material thickness in mm	Desired format	Small format 1000 x 2000 mm	Medium format 1250 x 2500 mm	Large format 1500 x 3000 mm	Weight kg/m²
Steel						
	1.00	500893	100108	100156	100317	5.1
	1.50	501756	100109	100157	100170	7.6
	2.00	502514	100110	100158	100171	10.1
	2.99	502571	100111	100159	100172	15.2
	4.00		100524			20.3
Pre-galvanised						
DX51D	0.70	500244	100240	100258		3.5
	1.00	500795	100241	100259	100262	5.1
	1.50	501654	100242	100260	100314	7.6
	2.00	502426	100243	100266	100274	10.1
	3.00	502808	101338			15.2
Aluminium						
EN AW-1050A H24	0.80	500253	101223	157924		1.4
	1.00 M	500312	100194	100208	100287	1.7
	1.50	500997	100195	100209	100382	2.6
	2.00	501853	100196	100283	100325	3.5
	3.00	502632	100197	100407	101383	5.2
// PVC coated on one side	1.50	501084	150575	150681		2.6
	2.00	501939	150576	150682	150802	3.5
EN AW-5005 H24 EQ, PVC 1 side	1.50	501162	150834			2.6
// pre-anodised 2 sides E6/C0, PVC 1 side	2.00 M	502069	101289	101642	151439	3.5
EN AW-5754 H22	1.00	500399	100213	100277	151782	1.7
	1.50	501220	100214	100523	151783	2.6
	2.00	502122	100215			3.5
Stainless steel						
X5CrNi18-10 2B AISI 304	0.80	500255	101140			4.1
	1.00 M	500553	100019	100033	100316	5.1
	1.50	501392	100020	100034	100342	7.6
	2.00	502240	100021	100035	100301	10.1
	3.00	502723	100338			15.2
// polished 1 side grain 240, PVC 1 side	1.00	500619	152582			5.1
	1.50	501497	100399	100559	152802	7.6
	2.00	502300	152583			10.1
// polished 2 sides grain 240, PVC 2 sides	1.50		101152	101153		7.6
X2CrNiMo17-12-2 2B AISI 316 L	1.00	500466	151870			5.1
	1.50	501301	151871		152053	7.6
	2.00	502168	151872			10.1
X6CrNiMoTi17-12 2B AISI 316 Ti	1.00	503049	100043	101236	101619	5.1
	1.50	501557	100044	101340	101620	7.6
	2.00	502343	100045			10.1
	3.00	502758	100046			15.2
Copper						
Cu-DHP R240 (C106)	0.60		100218			3.4
	0.70		100219			4.0

SIMPLY CLICK TO EXPAND // ALL INFORMATION AT A GLANCE
You will find information on the following topics in the front expanded page: tables, desired format and powder coating!

R5 T9

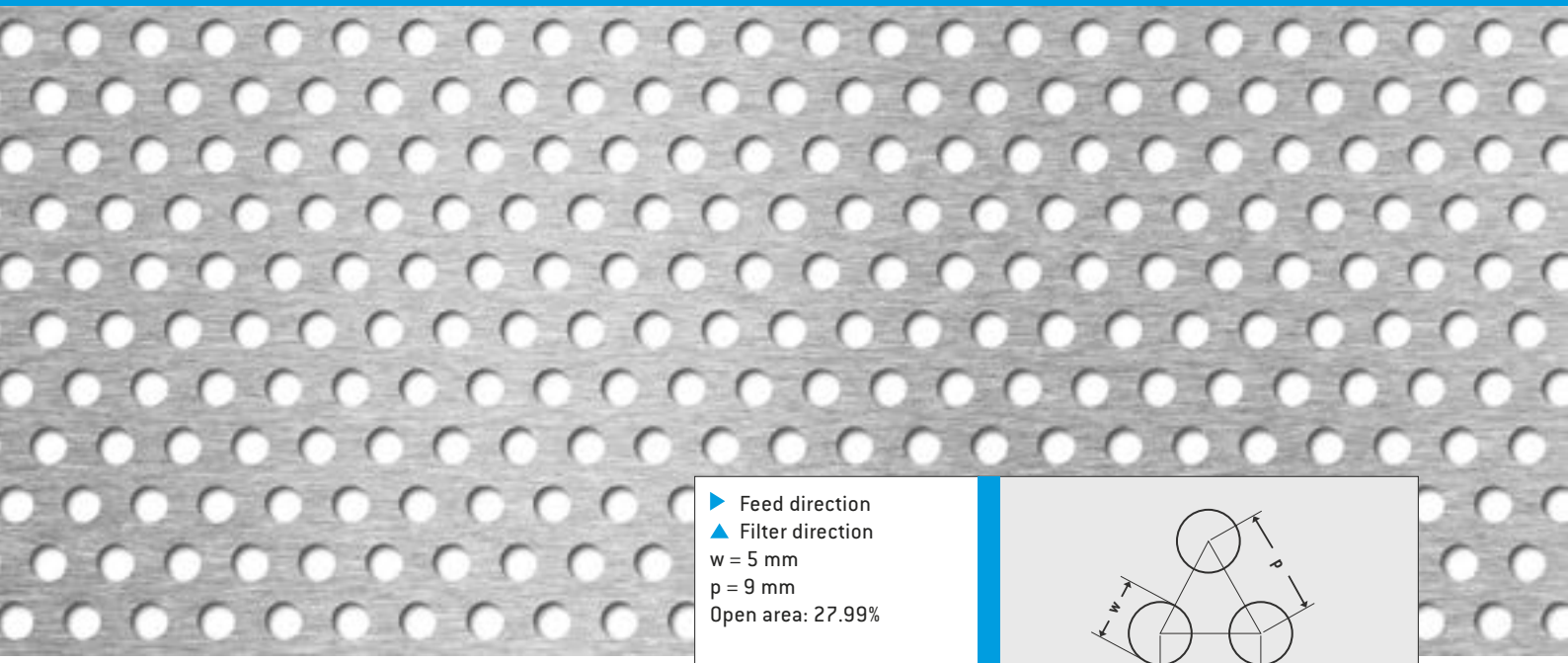

▶ Feed direction
▲ Filter direction
w = 5 mm
p = 9 mm
Open area: 27.99%

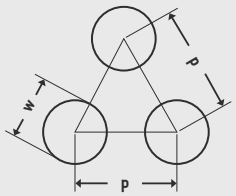

Material (desired formats also available in powder-coated finish)	Material thickness in mm	Desired format	Small format 1000 x 2000 mm	Medium format 1250 x 2500 mm	Large format 1500 x 3000 mm	Weight kg/m²
Steel						
	1.00	500894	153152	153307	153484	5.7
	2.99	502572	153153			16.9
	5.00		100112			28.3
Pre-galvanised						
DX51D	1.00	500796	153671	153799	153893	5.7
	3.00	502809	153672			17.0
Aluminium						
EN AW-1050A H24	1.00	500313	150022	150208	150392	1.9
	3.00	502633	150023	150209		5.8
EN AW-5754 H22	1.00	500400	151515	151669	151784	1.9
Stainless steel						
X5CrNi18-10 2B AISI 304	1.00	500554	152117	152279	152420	5.7
// polished 1 side grain 240, PVC 1 side	1.00	500620	152584			5.7
X2CrNiMo17-12-2 2B AISI 316 L	1.00	500467	151873			5.7
X6CrNiMoTi17-12 2B AISI 316 Ti	1.00	500698	152900	153032		5.7

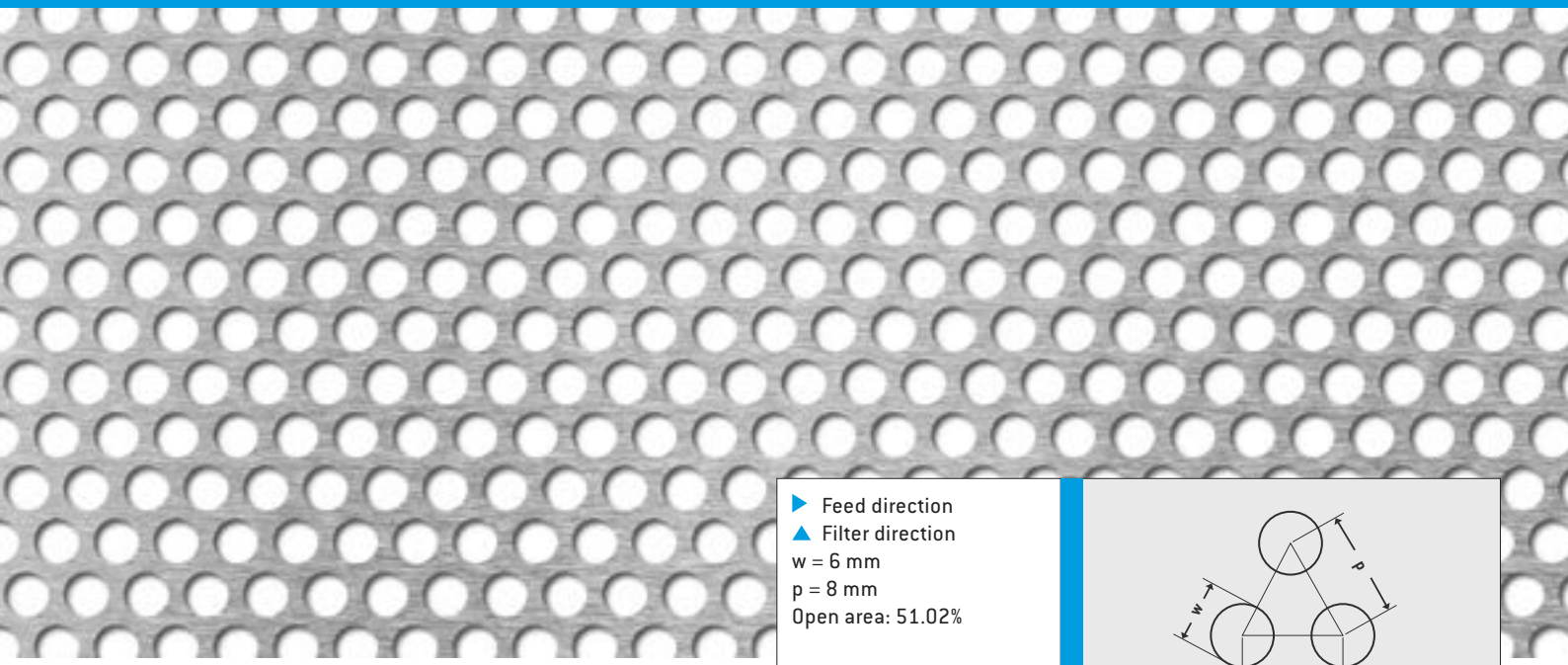

▶ Feed direction
▲ Filter direction
w = 6 mm
p = 8 mm
Open area: 51.02%

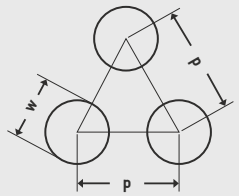

Material (desired formats also available in powder-coated finish)	Material thickness in mm	Desired format	Small format 1000 x 2000 mm	Medium format 1250 x 2500 mm	Large format 1500 x 3000 mm	Weight kg/m²
Steel						
	1.00	500895	153154	153308	153485	3.8
Pre-galvanised						
DX51D	1.00 M	500797	100244	153800	153894	3.8
Aluminium						
EN AW-1050A H24	1.00	500314	150024	150210	150393	1.3
EN AW-5754 H22	1.00	500401	151516	151670		1.3
Stainless steel						
X5CrNi18-10 2B AISI 304	1.00	500555	100275	152280	152421	3.8
X2CrNiMo17-12-2 2B AISI 316 L	1.00	500468	151874			3.8
X6CrNiMoTi17-12 2B AISI 316 Ti	1.00	500699	152901	153033		3.8

SIMPLY CLICK TO EXPAND // ALL INFORMATION AT A GLANCE
You will find information on the following topics in the front expanded page: tables, desired format and powder coating!

R6 T9

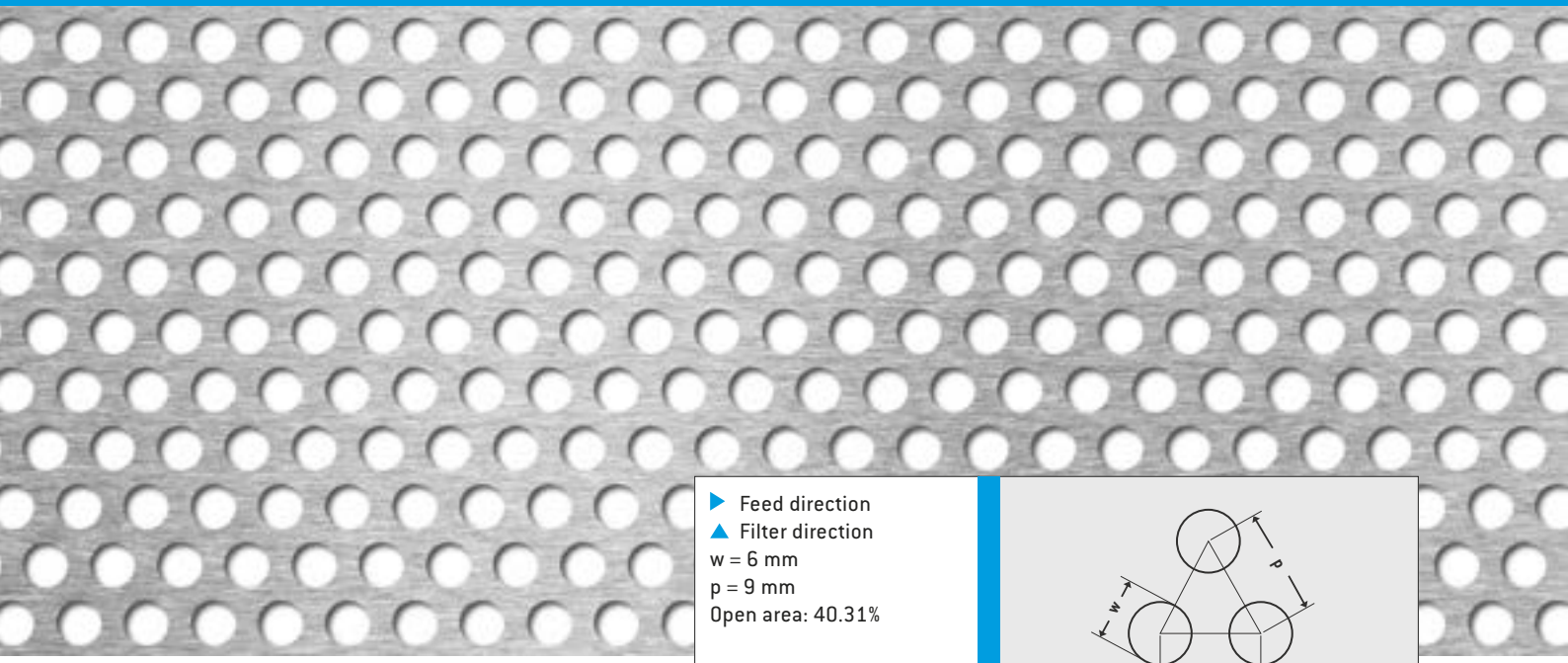

▶ Feed direction
▲ Filter direction
w = 6 mm
p = 9 mm
Open area: 40.31%

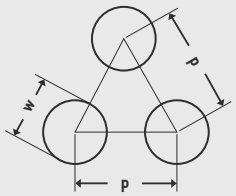

Material (desired formats also available in powder-coated finish)	Material thickness in mm	Desired format	Small format 1000 x 2000 mm	Medium format 1250 x 2500 mm	Large format 1500 x 3000 mm	Weight kg/m²
Steel						
	1.00	500896	100113	153309	153486	4.7
	1.50	501757	100114	101384	100509	7.0
	2.00	502515	100115	100321	101586	9.4
	2.99	502573	100116	101583	153488	14.0
Pre-galvanised						
DX51D	1.00	500798	153673	153801	153895	4.7
	1.50	501655	101397	153802	153896	7.0
	2.00	502427	153674	153803	101594	9.4
	3.00	502810	153675			14.1
Aluminium						
EN AW-1050A H24	1.00 M	500315	100198	150211	150394	1.6
	1.50	500998	100199	150212	150395	2.4
	2.00	501854	100200	101444	101580	3.2
	3.00	502634	150025	150213		4.8
EN AW-5754 H22	1.00	500402	151517	151671	151785	1.6
	1.50	501221	151518	151672	151786	2.4
	2.00	502123	151519	151673		3.2
Stainless steel						
X5CrNi18-10 2B AISI 304	1.00	500556	152118	152281	152422	4.7
	1.50	501393	100022	152282	152423	7.0
	2.00	502241	101643	101648	152424	9.4
	3.00	502724	101644			14.1
X2CrNiMo17-12-2 2B AISI 316 L	1.00	500469	151875			4.7
	1.50	501302	151876		152054	7.0
	2.00	502169	151877			9.4
X6CrNiMoTi17-12 2B AISI 316 Ti	1.00	500700	152902	153034		4.7
	1.50	501558	152903	153035	153113	7.0
	3.00	502759	152905			14.1

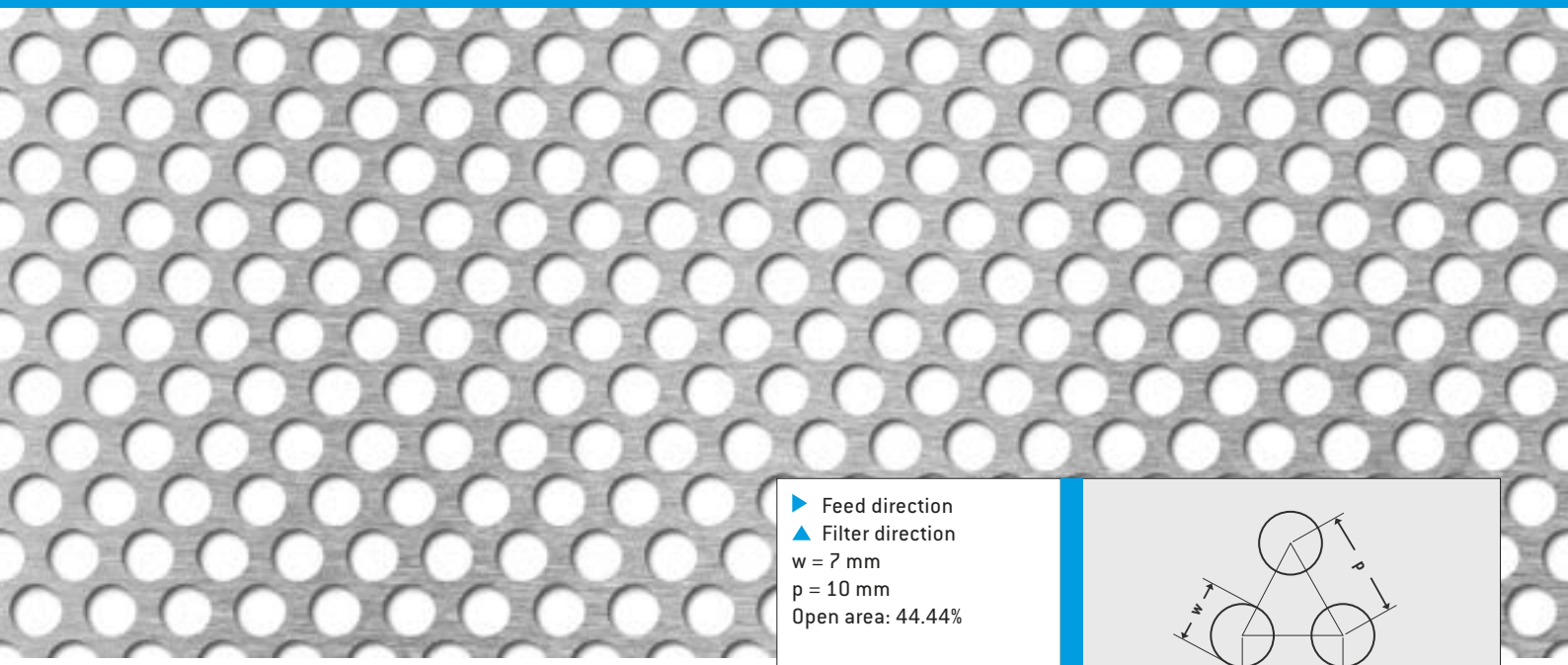

▶ Feed direction
▲ Filter direction
w = 7 mm
p = 10 mm
Open area: 44.44%

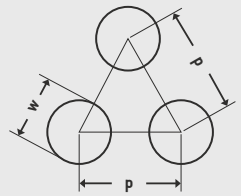

Material (desired formats also available in powder-coated finish)	Material thickness in mm	Desired format	Small format 1000 x 2000 mm	Medium format 1250 x 2500 mm	Large format 1500 x 3000 mm	Weight kg/m²
Steel						
	1.00	500897	156649	158151	158154	4.4
	1.50	503226	158149	158152	158155	6.5
	2.00	503227	158150	158153	158156	8.7
Pre-galvanised						
DX51D	1.00	503230	158170	158173	158176	4.4
	1.50	503233	158171	158174	158177	6.5
	2.00	503235	158172	158175	158178	8.7
Aluminium						
EN AW-1050A H24	1.00	503228	158158	158161	158164	1.5
	1.50	503231	158159	158162	158165	2.3
	2.00	503234	158160	158163	158166	3.0
Stainless steel						
X5CrNi18-10 2B AISI 304	1.00	503229	158167	158179	158180	4.4
	1.50	503232	158157	158168	158169	6.5

SIMPLY CLICK TO EXPAND // ALL INFORMATION AT A GLANCE
You will find information on the following topics in the front expanded page: tables, desired format and powder coating!

R8 T10

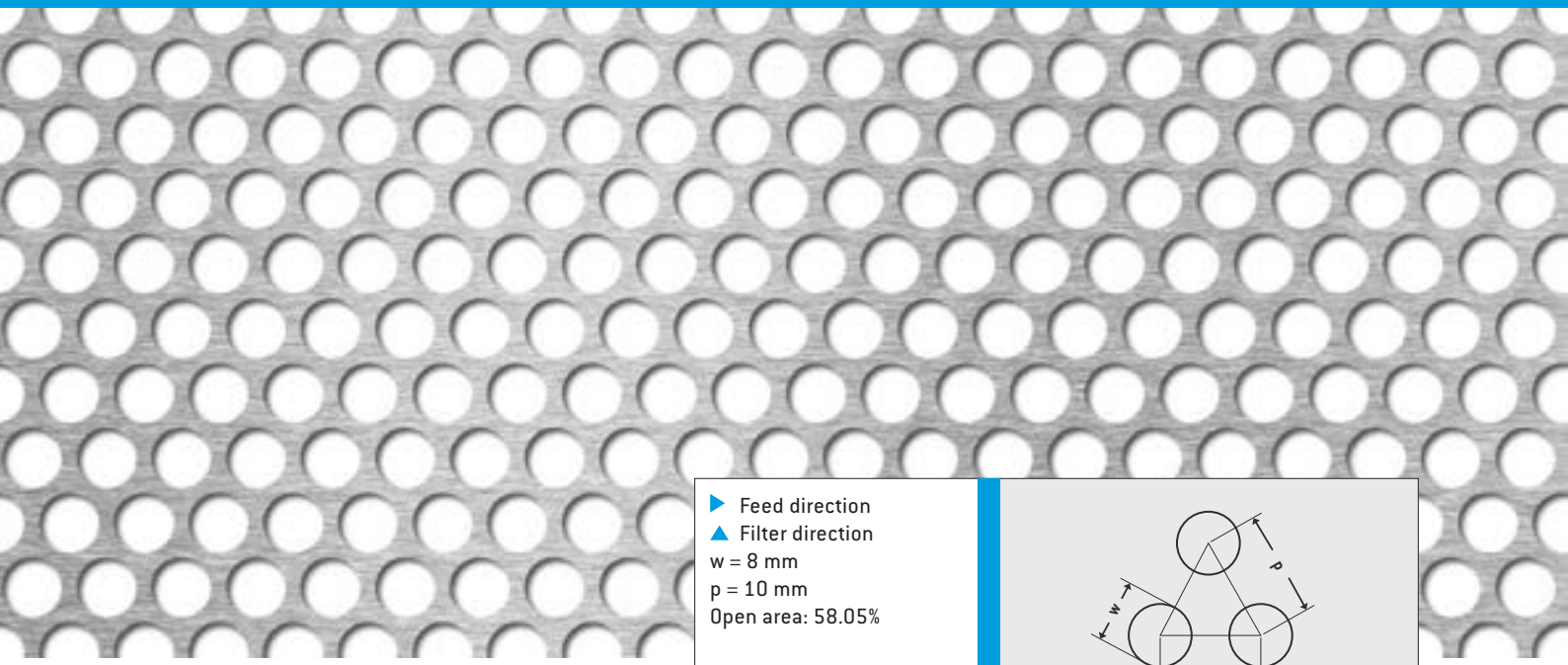

▶ Feed direction
▲ Filter direction
w = 8 mm
p = 10 mm
Open area: 58.05%

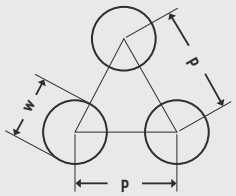

Material (desired formats also available in powder-coated finish)	Material thickness in mm	Desired format	Small format 1000 x 2000 mm	Medium format 1250 x 2500 mm	Large format 1500 x 3000 mm	Weight kg/m²
Steel						
	1.00	500898	100117	153311	153489	3.3
	1.50	501758	153155	153312	153490	4.9
	2.00	502516	153156	153313	153491	6.6
Pre-galvanised						
DX51D	0.70 M	500245	100245			2.3
	1.00	500799	153676	153805	153899	3.3
	1.50	501656	153677	153806	153900	4.9
	2.00	502428	153678	153807	153901	6.6
Aluminium						
EN AW-1050A H24	1.00	500316	150026	150214	150397	1.1
	1.50	500999	150027	150215	150398	1.7
	2.00	501855	150028	101578	150399	2.3
EN AW-5754 H22	1.00	500403	151520	151674	151787	1.1
	1.50	501222	151521	151675	151788	1.7
	2.00	502124	151522	151676		2.3
Stainless steel						
X5CrNi18-10 2B AISI 304	1.00	500557	152121	156382	156383	3.3
	1.50	501394	101385	152284	152425	4.9
	2.00	502242	152122	152285		6.6
X2CrNiMo17-12-2 2B AISI 316 L	1.00	500470	151878			3.3
	1.50	501303	151879		152055	4.9
	2.00	502170	151880			6.6
X6CrNiMoTi17-12 2B AISI 316 Ti	1.00	500701	152906	153036		3.3
	1.50	501559	152907	153037	153114	4.9

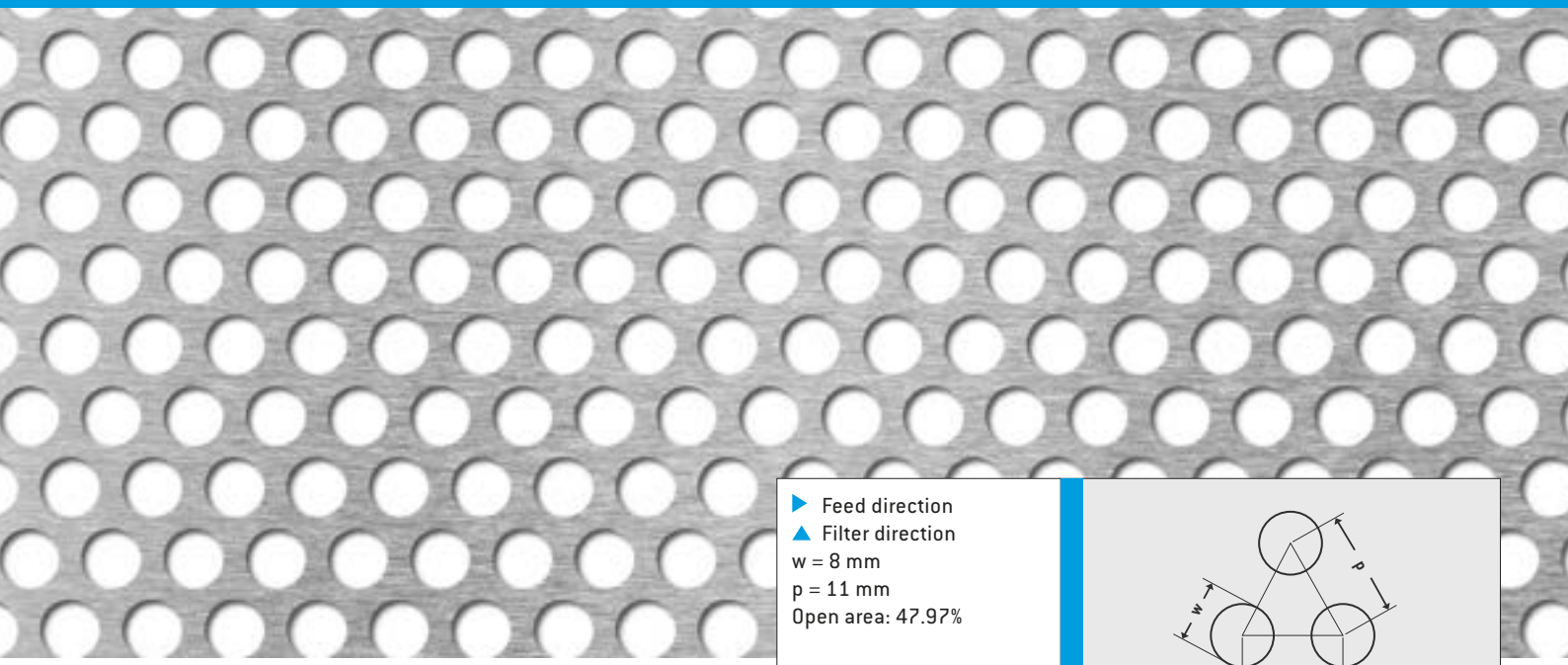

▶ Feed direction
▲ Filter direction
w = 8 mm
p = 11 mm
Open area: 47.97%

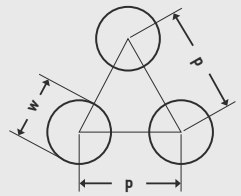

Material (desired formats also available in powder-coated finish)	Material thickness in mm	Desired format	Small format 1000 x 2000 mm	Medium format 1250 x 2500 mm	Large format 1500 x 3000 mm	Weight kg/m²
Steel						
	1.00	500899	157896	153314	153492	4.1
	1.50	501759	100428	153315	153493	6.1
	2.00	502517	100351	153316	153494	8.2
Pre-galvanised						
DX51D	1.00	500800	100246	153808	153902	4.1
	1.50	501657	100247	153809	153903	6.1
	2.00	502429	153679	153810	153904	8.2
Aluminium						
EN AW-1050A H24	1.00	500317	150029	150217	150400	1.4
	1.50	501000	150030	150218	150401	2.1
	2.00	501856	150031	150219	150402	2.8
EN AW-5754 H22	1.00	500404	151523	151677	151789	1.4
	1.50	501223	151524	151678	151790	2.1
	2.00	502125	151525	151679		2.8
Stainless steel						
X5CrNi18-10 2B AISI 304	1.00	500558	100491	152286	152426	4.1
	1.50	501395	100514	152287	152427	6.1
	2.00	502243	100515	152288		8.2
X2CrNiMo17-12-2 2B AISI 316 L	1.00	500471	151881			4.1
	1.50	501304	151882		152056	6.1
	2.00	502171	151883			8.2
X6CrNiMoTi17-12 2B AISI 316 Ti	1.00	500702	152909	153038		4.1
	1.50	501560	152910	153039	153115	6.1

SIMPLY CLICK TO EXPAND // ALL INFORMATION AT A GLANCE
You will find information on the following topics in the front expanded page: tables, desired format and powder coating!

R8 T12

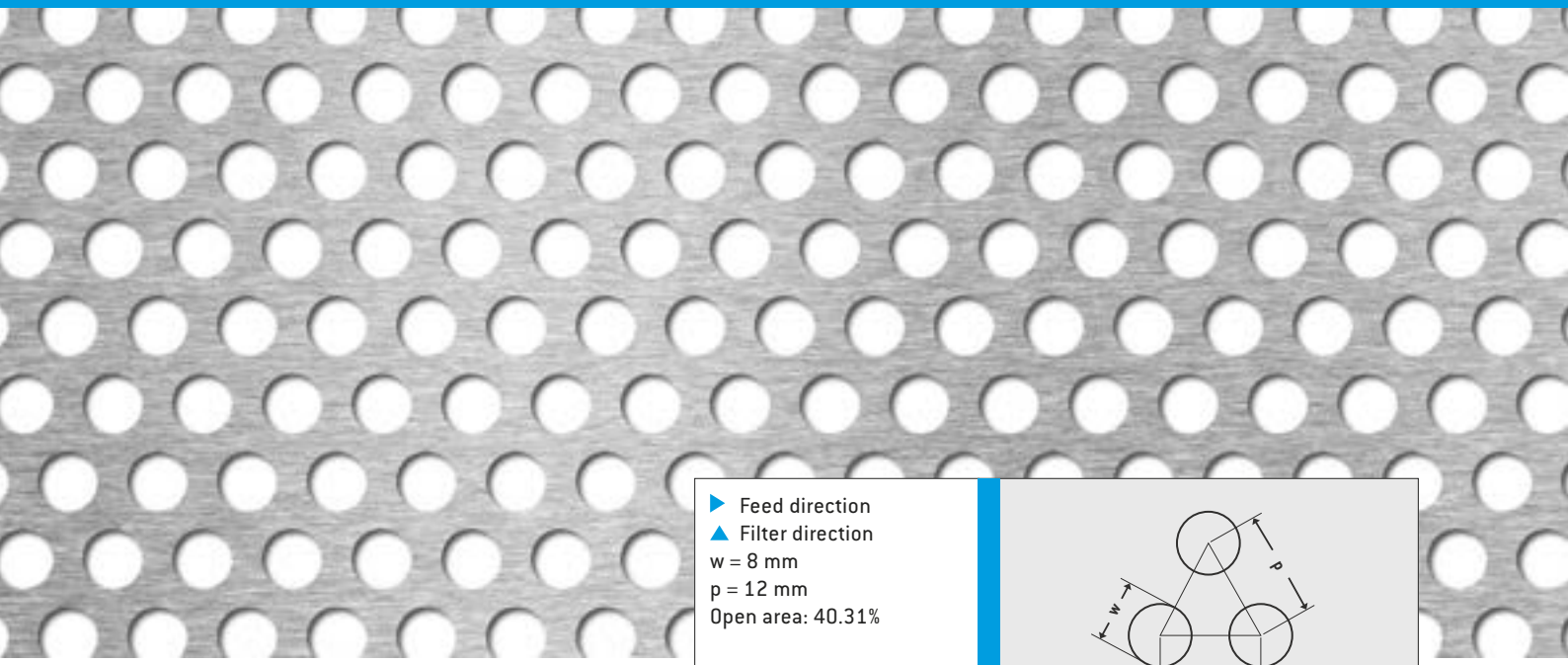

▶ Feed direction
▲ Filter direction
w = 8 mm
p = 12 mm
Open area: 40.31%

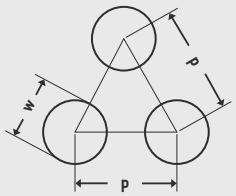

Material (desired formats also available in powder-coated finish)	Material thickness in mm	Desired format	Small format 1000 x 2000 mm	Medium format 1250 x 2500 mm	Large format 1500 x 3000 mm	Weight kg/m²
Steel						
	1.00	500900	100118	153317	153495	4.7
	1.50	501760	100119	100299	100405	7.0
	2.00	502518	100120	100285	101343	9.4
	2.99	502574	100121	101653	101655	14.0
	4.00		100122			18.7
Pre-galvanised						
DX51D	1.00	500801	100289	100403	101429	4.7
	1.50	501658	100511	100293	101233	7.0
	2.00	502430	100355	100315	101235	9.4
	3.00	502811	101658			14.1
Aluminium						
EN AW-1050A H24	1.00 M	500318	100201	150220	150403	1.6
	1.50	501001	100202	101228	150404	2.4
	2.00	501857	100203	100311	101154	3.2
	3.00	502635	101572	100397	150405	4.8
// PVC coated on one side	1.50	501085	150581	150687		2.4
	2.00	501940	150582	150688	150805	3.2
EN AW-5005 H24 EQ, PVC 1 side	1.50	501163	150841			2.4
	3.00	502689			151166	4.8
// PVC coated on both sides	2.00	501993	156469	156518	156567	3.2
// pre-anodised 2 sides E6/C0, PVC 1 side	2.00	502070	151324	151384	151443	3.2
EN AW-5754 H22	1.00	500405	151526	151680	151791	1.6
	1.50	501224	151527	151681	151792	2.4
	2.00	502126	151528	151682		3.2
Stainless steel						
X5CrNi18-10 2B AISI 304	1.00	500559	100023	157891	152428	4.7
	1.50	501396	100024	100367	101344	7.0
	2.00	502244	100025	100300	152429	9.4
	3.00	502725	100339			14.1
// polished 1 side grain 240, PVC 1 side	1.00	500621	152593			4.7
	1.50	501498	152594	152715	152806	7.0
	2.00	502301	152595			9.4
// polished 2 sides grain 240, PVC 2 sides	1.50		101345			7.0
X2CrNiMo17-12-2 2B AISI 316 L	1.00	500472	151884			4.7
	1.50	501305	151885		152057	7.0
	2.00	502172	151886			9.4
X6CrNiMoTi17-12 2B AISI 316 Ti	1.00	500703	152912	153040		4.7
	1.50	501561	157934	153041	153116	7.0
	2.00	502344	101346			9.4
	3.00	502760	152913			14.1

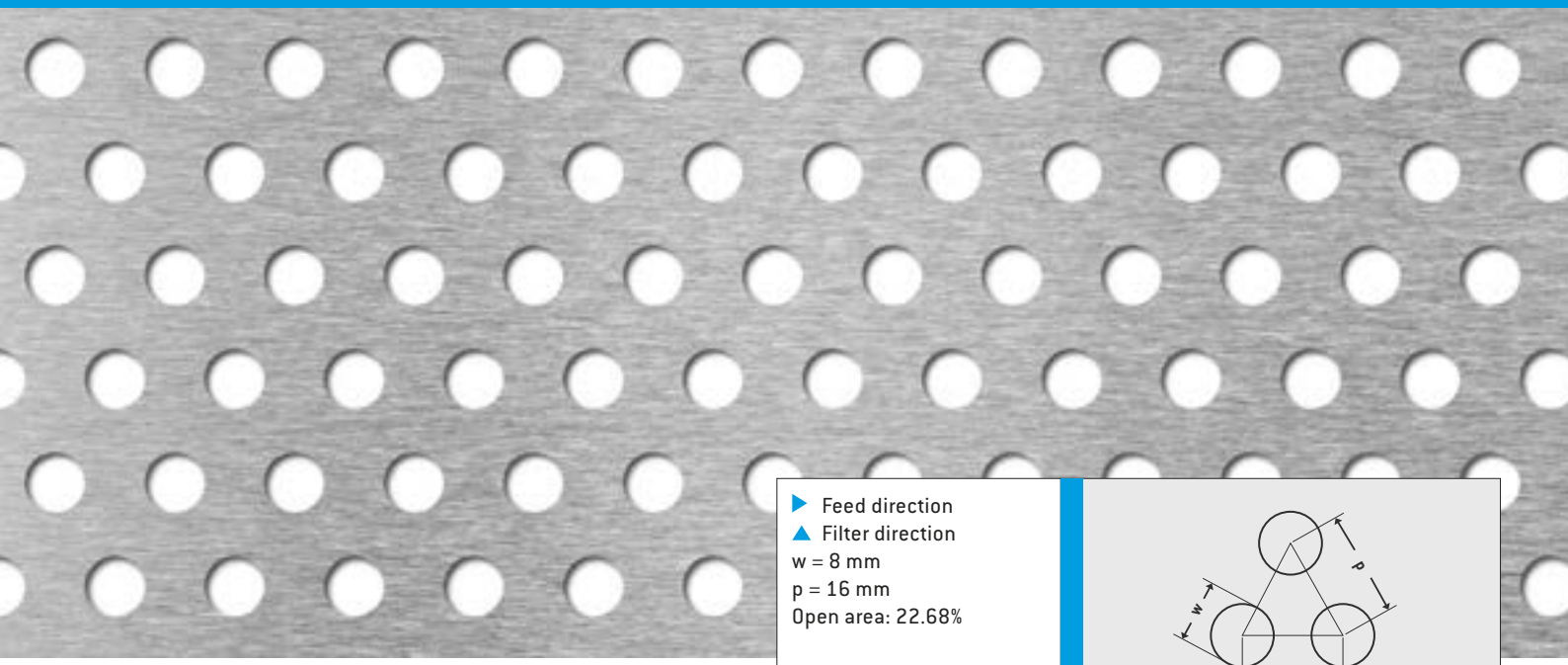

▶ Feed direction
▲ Filter direction
w = 8 mm
p = 16 mm
Open area: 22.68%

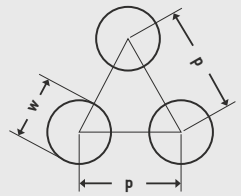

Material (desired formats also available in powder-coated finish)	Material thickness in mm	Desired format	Small format 1000 x 2000 mm	Medium format 1250 x 2500 mm	Large format 1500 x 3000 mm	Weight kg/m²
Steel						
	6.00		100123			36.4
Aluminium						
EN AW-5005 H24 EQ, PVC 2 sides	2.00	501994	156470	156519	156568	4.2

SIMPLY CLICK TO EXPAND // ALL INFORMATION AT A GLANCE
You will find information on the following topics in the front expanded page: tables, desired format and powder coating!

R10 T12

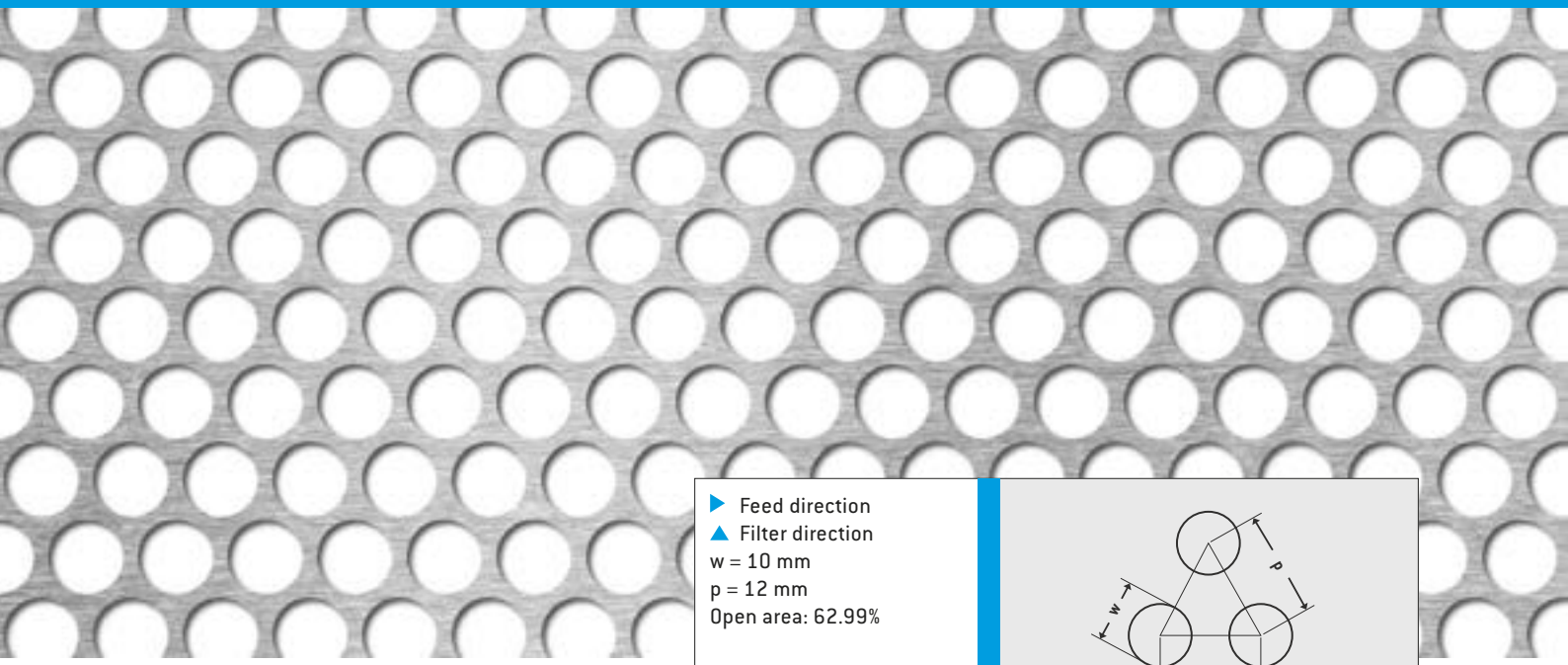

▶ Feed direction
▲ Filter direction
w = 10 mm
p = 12 mm
Open area: 62.99%

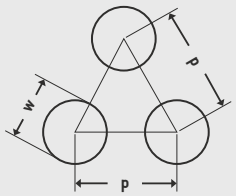

Material (desired formats also available in powder-coated finish)	Material thickness in mm	Desired format	Small format 1000 x 2000 mm	Medium format 1250 x 2500 mm	Large format 1500 x 3000 mm	Weight kg/m²
Steel						
	1.00	500871	153157	153319	153497	2.9
	1.50	501738	153158	153320	153498	4.4
	2.00	502497	153159	153321	153499	5.8
Pre-galvanised						
DX51D	1.00	500773	153681	153811	153905	2.9
	1.50	501639	153682	153812	153906	4.4
	2.00	502410	153683	153813	153907	5.8
Aluminium						
EN AW-1050A H24	1.00	500293	150033	150221	150406	1.0
	1.50	500980	101573	100436	150407	1.5
	2.00	501836	150035	150222	150408	2.0
EN AW-5754 H22	1.00	500378	151530	151683	151793	1.0
	1.50	501206	151531	151684	151794	1.5
	2.00	502110	151532	151685		2.0
Stainless steel						
X5CrNi18-10 2B AISI 304	1.00	500535	152123	152289	152430	2.9
	1.50	501375	152124	152290	152431	4.4
	2.00	502225	152125	152291		5.8
X2CrNiMo17-12-2 2B AISI 316 L	1.00	500451	151887			2.9
	1.50	501285	151888		152058	4.4
X6CrNiMoTi17-12 2B AISI 316 Ti	1.00	500680	152914	153042		2.9
	1.50	501543	152915	153043	153117	4.4

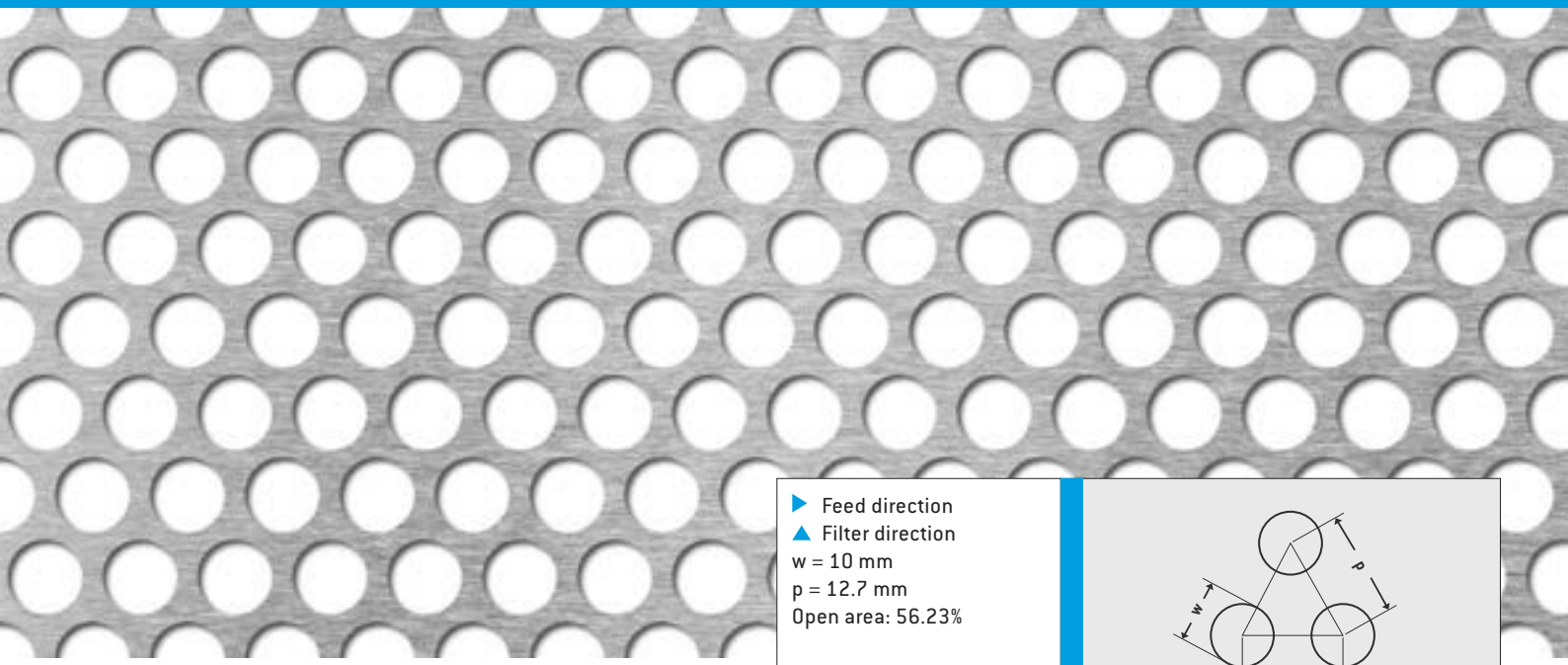

▶ Feed direction
▲ Filter direction
w = 10 mm
p = 12.7 mm
Open area: 56.23%

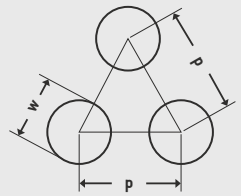

Material (desired formats also available in powder-coated finish)	Material thickness in mm	Desired format	Small format 1000 x 2000 mm	Medium format 1250 x 2500 mm	Large format 1500 x 3000 mm	Weight kg/m²
Steel						
	1.00	500872	153160	153322	153500	3.4
Pre-galvanised						
DX51D	1.00	500774	153684	153814	153908	3.4
Aluminium						
EN AW-1050A H24	1.00	500294	150037	150224	150409	1.2
Stainless steel						
X5CrNi18-10 2B AISI 304	1.00	500536	100441	152292	152432	3.4
X2CrNiMo17-12-2 2B AISI 316 L	1.00	500452	151890			3.4
X6CrNiMoTi17-12 2B AISI 316 Ti	1.00	500681	152917	153044		3.4

SIMPLY CLICK TO EXPAND // ALL INFORMATION AT A GLANCE
You will find information on the following topics in the front expanded page: tables, desired format and powder coating!

R10 T13.5

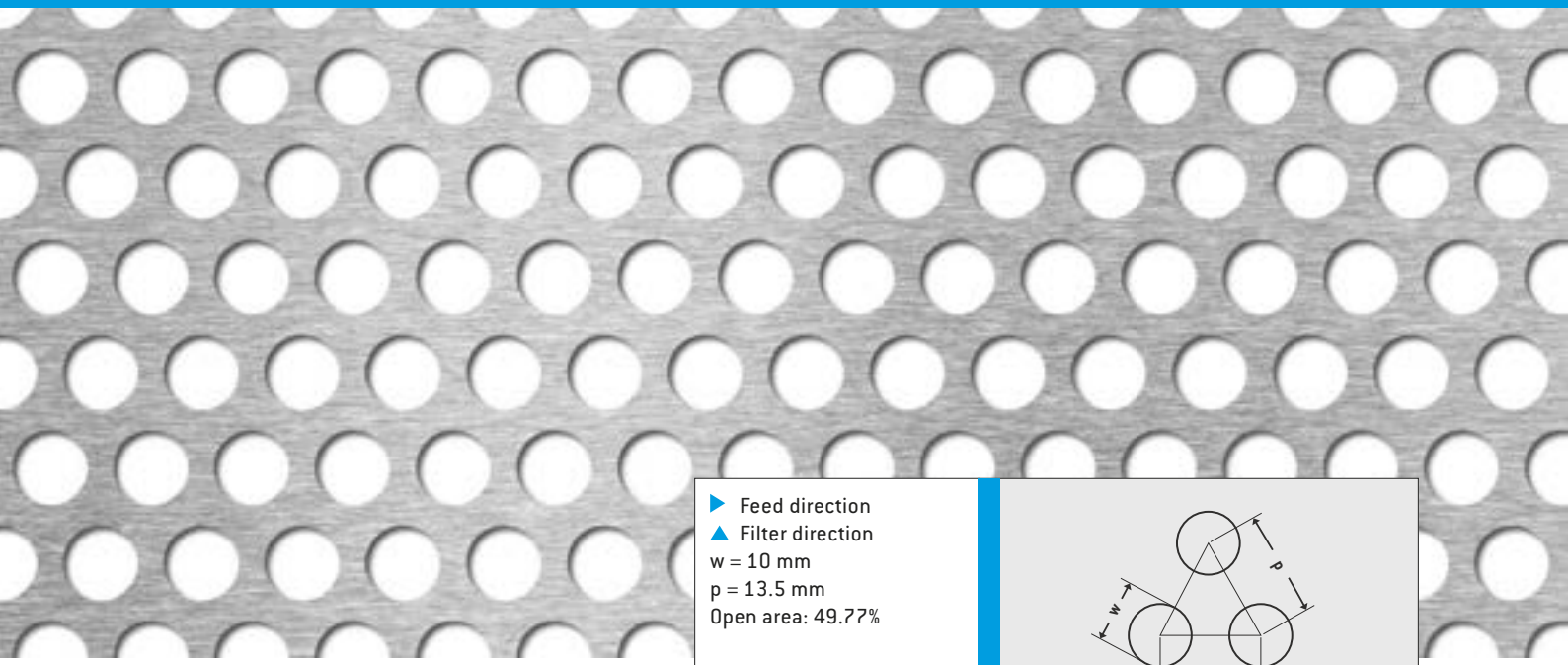

▶ Feed direction
▲ Filter direction
w = 10 mm
p = 13.5 mm
Open area: 49.77%

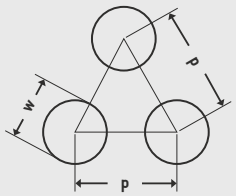

Material (desired formats also available in powder-coated finish)	Material thickness in mm	Desired format	Small format 1000 x 2000 mm	Medium format 1250 x 2500 mm	Large format 1500 x 3000 mm	Weight kg/m²
Steel						
	1.00	500873	153161	153323	153501	3.9
	1.50	501739	153162	153324	153502	5.9
	2.00	502498	153163	153325	153503	7.9
Pre-galvanised						
DX51D	1.00	500775	153685	153815	153909	3.9
	1.50	501640	153686	153816	153910	5.9
	2.00	502411	153687	153817	153911	7.9
Aluminium						
EN AW-1050A H24	1.00	500295	150038	150225	150410	1.4
	1.50	500981	150039	150226	150411	2.0
	2.00	501837	150040	150227	150412	2.7
EN AW-5754 H22	1.00	500379	151533	151686	151795	1.4
	1.50	501207	151534	151687	151796	2.0
	2.00	502111	151535	151688		2.7
Stainless steel						
X5CrNi18-10 2B AISI 304	1.00	500537	152126	152293	152433	3.9
	1.50	501376	152127	152294	152434	5.9
	2.00	502226	152128	152295		7.9
X2CrNiMo17-12-2 2B AISI 316 L	1.00	500453	151891			3.9
	1.50	501286	151892		152059	5.9
	2.00	502161	151893			7.9
X6CrNiMoTi17-12 2B AISI 316 Ti	1.00	500682	152918	153045		3.9
	1.50	501544	152919	153046	153118	5.9

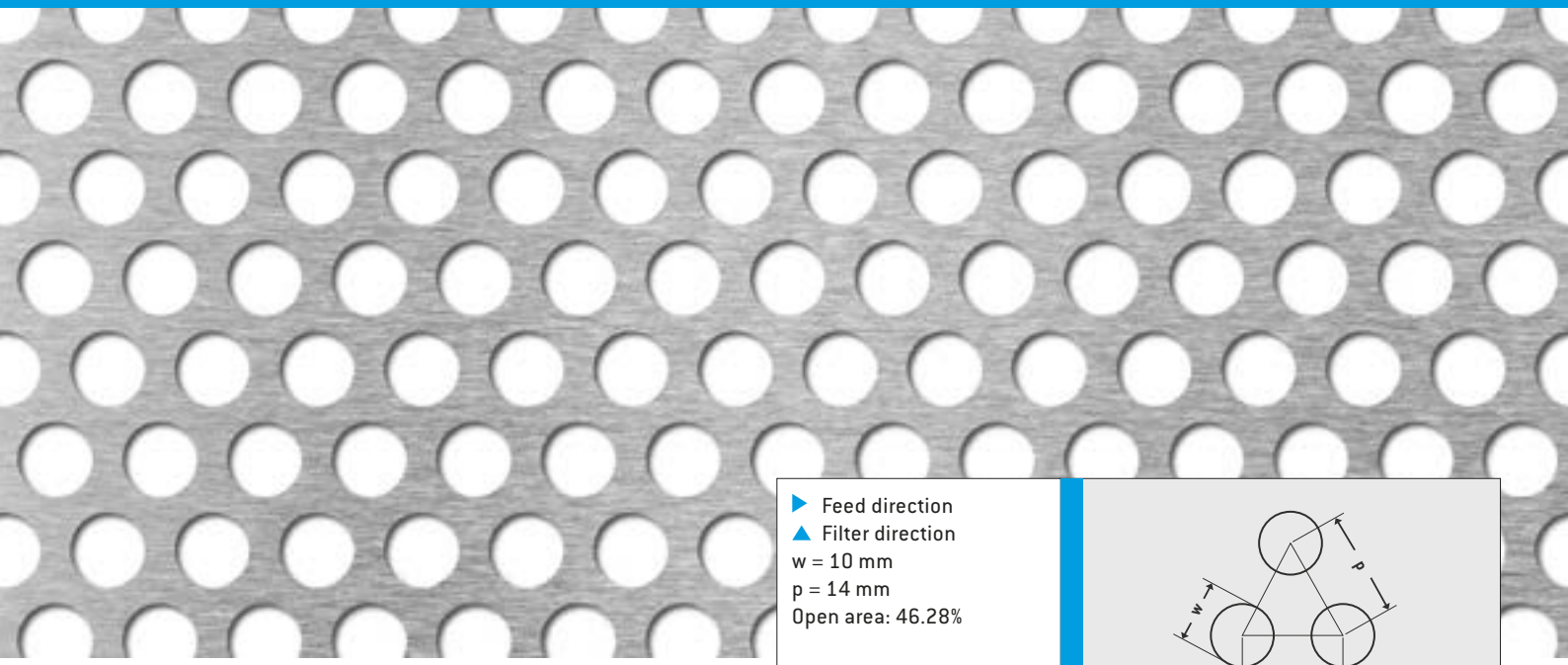

▶ Feed direction
▲ Filter direction
w = 10 mm
p = 14 mm
Open area: 46.28%

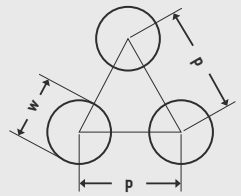

Material (desired formats also available in powder-coated finish)	Material thickness in mm	Desired format	Small format 1000 x 2000 mm	Medium format 1250 x 2500 mm	Large format 1500 x 3000 mm	Weight kg/m²
Steel						
	1.00	500874	100124	153326	153504	4.2
	1.50	501740	100125	153327	153505	6.3
	2.00	502499	100126	153328	153506	8.4
Pre-galvanised						
DX51D	1.00 M	500776	100248	157892	153912	4.2
	1.50	501641	101398	153818	153913	6.3
	2.00	502412	101430	153819	153914	8.4
Aluminium						
EN AW-1050A H24	1.00	500296	150041	150228	150413	1.5
	1.50	500982	150042	150229	150414	2.2
	2.00	501838	150043	150230	150415	2.9
	3.00	502622	150044	150231		4.4
// PVC coated on one side	1.50	501074	150587	150693		2.2
	2.00	501929	150588	150694	150808	2.9
EN AW-5005 H24 EQ, PVC 1 side	1.50	501153	150845			2.2
// pre-anodised 2 sides E6/C0, PVC 1 side	2.00	502059	151327	151385	151444	2.9
EN AW-5754 H22	1.00	500380	151536	151689	151797	1.5
	1.50	501208	151537	151690	151798	2.2
	2.00	502112	151538	151691		2.9
Stainless steel						
X5CrNi18-10 2B AISI 304	1.00	500538	152129	152296	152435	4.2
	1.50	501377	152130	152297	152436	6.3
	2.00	502227	152131	152298	152437	8.4
// polished 1 side grain 240, PVC 1 side	1.00	500610	152603			4.2
	1.50	501487	152604	152719	152810	6.3
	2.00	502291	152605			8.4
X2CrNiMo17-12-2 2B AISI 316 L	1.00	500454	151894			4.2
	1.50	501287	151895		152060	6.3
	2.00	502162	151896			8.4
X6CrNiMoTi17-12 2B AISI 316 Ti	1.00	500683	152921	153047		4.2
	1.50	501545	152922			6.3

SIMPLY CLICK TO EXPAND // ALL INFORMATION AT A GLANCE
You will find information on the following topics in the front expanded page: tables, desired format and powder coating!

R10 T15



▶ Feed direction
▲ Filter direction
w = 10 mm
p = 15 mm
Open area: 40.31%

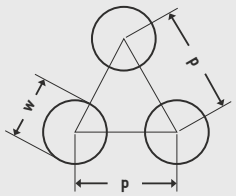

Material (desired formats also available in powder-coated finish)	Material thickness in mm	Desired format	Small format 1000 x 2000 mm	Medium format 1250 x 2500 mm	Large format 1500 x 3000 mm	Weight kg/m²
Steel						
	1.00	500875	100127	100160	156650	4.7
	1.50	501741	100128	100161	100306	7.0
	2.00	502500	100129	100162	100336	9.4
	2.99	502562	100130	100292	100791	14.0
	4.00		100538			18.7
	5.00		100131			23.4
Post-production hot-dip galvanised steel	2.00		100456	101156		9.4
Pre-galvanised						
DX51D	1.00	500777	100792	100513	156390	4.7
	1.50	501642	100249	100357	100354	7.0
	2.00	502413	100250	100295	100313	9.4
	3.00	502801	100556			14.1
Aluminium						
EN AW-1050A H24	1.00 M	500297	100204	150232	150416	1.6
	1.50	500983	100205	100377	100558	2.4
	2.00	501839	100206	100333	100340	3.2
	3.00	502623	100334	100362	101581	4.8
// PVC coated on one side	1.50	501075	150589	150695		2.4
	2.00	501930	150590	150696	150809	3.2
EN AW-5005 H24 EQ, PVC 1 side	1.50	501154	150847			2.4
	3.00	502682			151171	4.8
// PVC coated on both sides	2.00	501986	156471	156520	156569	3.2
// pre-anodised 2 sides E6/C0, PVC 1 side	2.00	502060	101290	151386	151445	3.2
EN AW-5754 H22	1.00	500381	151540	151692	151799	1.6
	1.50	501209	151541	151693	151800	2.4
	2.00	502113	151542	151694		3.2
Stainless steel						
X5CrNi18-10 2B AISI 304	1.00	500539	100026	100517	152438	4.7
	1.50	501378	100027	100265	100374	7.0
	2.00	502228	100028	100036	100305	9.4
	3.00	502716	100029			14.1
// polished 1 side grain 240, PVC 1 side	1.00	500611	152606			4.7
	1.50 M	501488	100400	156723	152812	7.0
	2.00	502292	152607			9.4
// polished 2 sides grain 240, PVC 2 sides	1.50		100418	100781	101155	7.0
	2.00		100787			9.4
X2CrNiMo17-12-2 2B AISI 316 L	1.00	500455	151897			4.7
	1.50	501288	151898		152061	7.0
	2.00	502163	151899			9.4
X6CrNiMoTi17-12 2B AISI 316 Ti	1.00	500684	152924	153049		4.7
	1.50	501546	100387	153050	153120	7.0
	2.00	502337	100047			9.4
	3.00	502751	101650			14.1



▶ Feed direction
▲ Filter direction
w = 10 mm
p = 18 mm
Open area: 27.99%

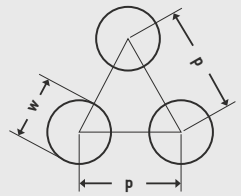

Material (desired formats also available in powder-coated finish)	Material thickness in mm	Desired format	Small format 1000 x 2000 mm	Medium format 1250 x 2500 mm	Large format 1500 x 3000 mm	Weight kg/m²
Steel						
	1.00	500876	153164			5.7
	1.50	501742	153165	153329	153507	8.5
	2.00	502501	153166	153330	153508	11.3
	2.99	502563	153167	153331	153509	16.9
	8.00		100132			45.2
Pre-galvanised						
DX51D	1.00	500778	153688			5.7
Aluminium						
EN AW-1050A H24	1.50	500984	150045	150233	150418	2.9
	2.00	501840	150046	150234	150419	3.9
	3.00	502624	150047	150235	150420	5.8
// PVC coated on one side	1.50	501076	150591	150697		2.9
	2.00	501931	150592	150698		3.9
EN AW-5005 H24 EQ, PVC 1 side	1.50	501155	150850			2.9
	3.00	502683			151174	5.8
// PVC coated on both sides	2.00	501987	156472	156521	156570	3.9
// pre-anodised 2 sides E6/C0, PVC 1 side	2.00	502061	151328	151387	151446	3.9
EN AW-5754 H22	1.00	500382	151544	151695	151801	1.9
Stainless steel						
X5CrNi18-10 2B AISI 304	1.00	500540	152132	152299		5.7
	1.50	501379	152133	152300	152439	8.5
	2.00	502229	152134	152301	152440	11.3
	3.00	502717	152135			17.0
// polished 1 side grain 240, PVC 1 side	1.00	500612	152608			5.7
	1.50	501489	152609	152721	152813	8.5
	2.00	502293	152610	152722		11.3
X2CrNiMo17-12-2 2B AISI 316 L	1.00	500456	151900			5.7
	1.50	501289	151901		152062	8.5
X6CrNiMoTi17-12 2B AISI 316 Ti	1.00	500685	152926	153051		5.7
	3.00	502752	152927			17.0

SIMPLY CLICK TO EXPAND // ALL INFORMATION AT A GLANCE
You will find information on the following topics in the front expanded page: tables, desired format and powder coating!

R12 T16

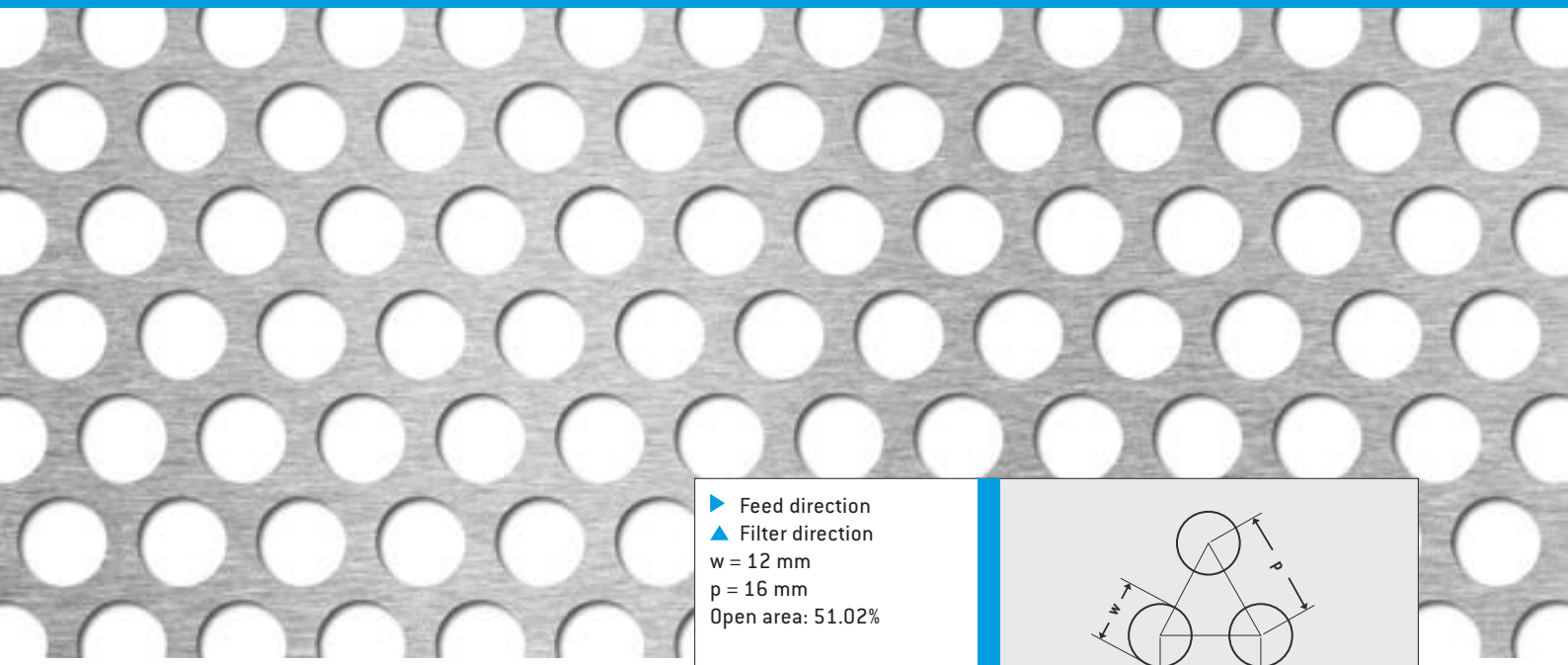

▶ Feed direction
▲ Filter direction
w = 12 mm
p = 16 mm
Open area: 51.02%

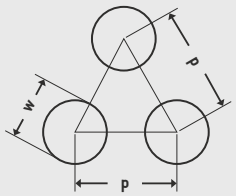

Material (desired formats also available in powder-coated finish)	Material thickness in mm	Desired format	Small format 1000 x 2000 mm	Medium format 1250 x 2500 mm	Large format 1500 x 3000 mm	Weight kg/m²
Steel						
	1.00 Ⓜ	500877	157911	153332	153510	3.8
	1.50	501743	157887	157888	153511	5.8
	2.00	502502	100134	101584	153512	7.7
	2.99	502564	100135	153334	153513	11.5
	4.00		100429			15.4
Pre-galvanised						
DX51D	1.00	500779	153689	153820	153915	3.8
	1.50	501643	153690	153821	153916	5.8
	2.00	502414	153691	153822	153917	7.7
	3.00	502802	153692			11.5
Aluminium						
EN AW-1050A H24	1.00	500298	150048	150236	150421	1.3
	1.50	500985	150049	150237	150422	2.0
	2.00	501841	150050	150238	150423	2.6
	3.00	502625	150051	150239	150424	4.0
// PVC coated on one side	1.50	501077	150593	150699		2.0
	2.00	501932	150594	150700	150810	2.6
EN AW-5005 H24 EQ, PVC 1 side	1.50	501156	150853			2.0
	3.00	502684			151177	4.0
// PVC coated on both sides	2.00	501988	156465	156514	156563	2.6
// pre-anodised 2 sides E6/C0, PVC 1 side	2.00	502062	151329	151388	151447	2.6
EN AW-5754 H22	1.00	500383	151546	151696	151802	1.3
	1.50	501210	151547	151697	151803	2.0
	2.00	502114	151548	151698		2.6
Stainless steel						
X5CrNi18-10 2B AISI 304	1.00	500541	152136	152302	152441	3.8
	1.50	501380	152137	152303	152442	5.8
	2.00	502230	152138	152304	152443	7.7
	3.00	502718	152139			11.5
// polished 1 side grain 240, PVC 1 side	1.00	500613	152611			3.8
	1.50	501490	152612	152723	152815	5.8
	2.00	502294	152613			7.7
X2CrNiMo17-12-2 2B AISI 316 L	1.00	500457	151902			3.8
	1.50	501290	151903		152063	5.8
	2.00	502164	151904			7.7
X6CrNiMoTi17-12 2B AISI 316 Ti	1.00	500686	152928	153052		3.8
	1.50	501547	152929	153053	153121	5.8
	2.00	502338	152930			7.7
	3.00	502753	152931			11.5

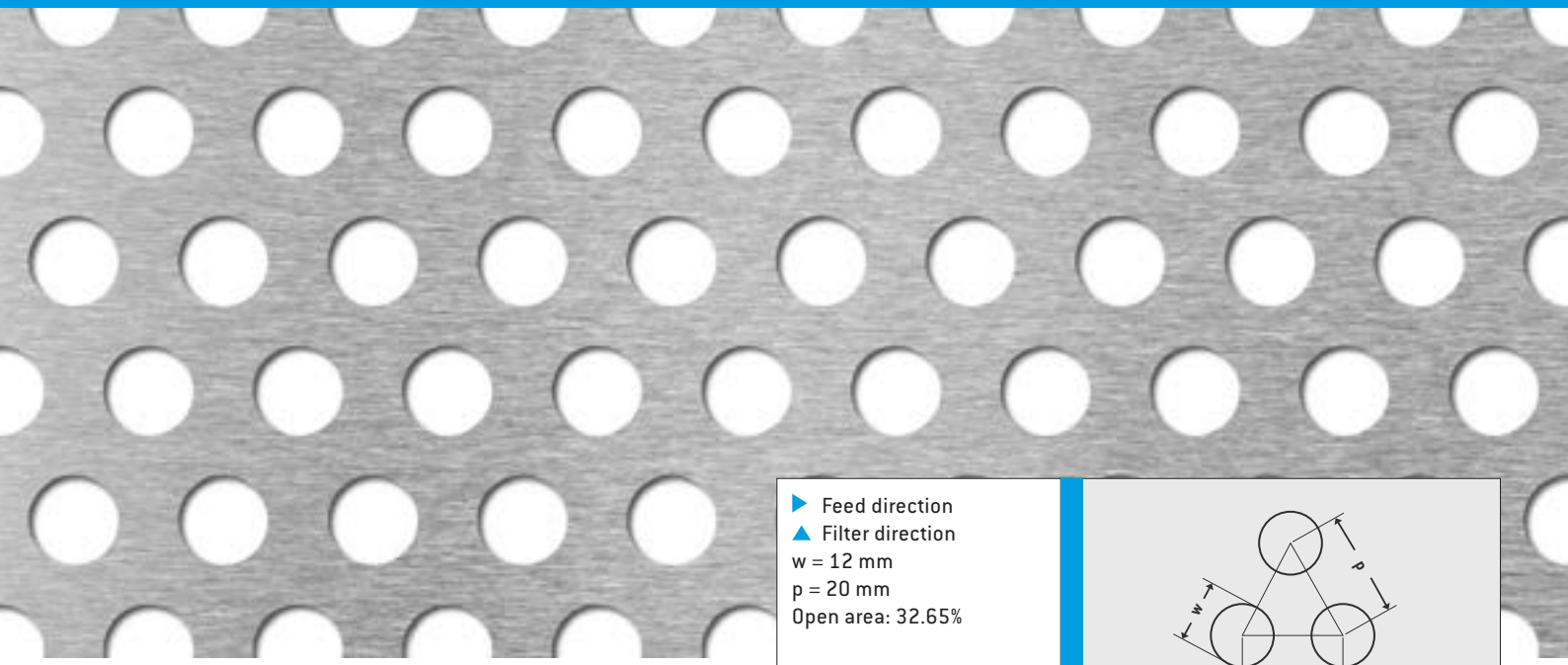

▶ Feed direction
▲ Filter direction
w = 12 mm
p = 20 mm
Open area: 32.65%

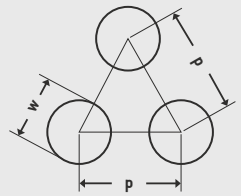

Material (desired formats also available in powder-coated finish)	Material thickness in mm	Desired format	Small format 1000 x 2000 mm	Medium format 1250 x 2500 mm	Large format 1500 x 3000 mm	Weight kg/m²
Steel						
	1.00	500878	153168			5.3
	1.50	501744	153169	153335	153514	7.9
	2.00	502503	153170	153336	153515	10.6
	2.99	502565	153171	153337	153516	15.8
	10.00		100430			52.9
Pre-galvanised						
DX51D	1.00	500780	153693			5.3
	1.50	501644	157092	157093	157094	7.9
	2.00	502415	157095	157096	157097	10.6
Aluminium						
EN AW-1050A H24	1.50	500986	150052	150240	150425	2.7
	2.00	501842	150053	150241	150426	3.6
	3.00	502626	150054	150242	150427	5.5
// PVC coated on one side	1.50	501078	150595	150701		2.7
	2.00	501933	150596	150702		3.6
EN AW-5005 H24 EQ, PVC 1 side	1.50	501157	150856			2.7
	3.00	502685			151180	5.5
// PVC coated on both sides	2.00	501989	156466	156515	156564	3.6
// pre-anodised 2 sides E6/C0, PVC 1 side	2.00	502063	151330	151389	151448	3.6
EN AW-5754 H22	1.00	500384	151550	151699	151804	1.8
Stainless steel						
X5CrNi18-10 2B AISI 304	1.00	500542	152140	152305		5.3
	1.50	501381	152141	152306	152444	7.9
	2.00	502231	152142	152307	152445	10.6
	3.00	502719	152143			15.9
// polished 1 side grain 240, PVC 1 side	1.50	501491	152614	152725	152817	7.9
	2.00	502295	152615	152726		10.6
X2CrNiMo17-12-2 2B AISI 316 L	1.50	501291	151905		152064	7.9
X6CrNiMoTi17-12 2B AISI 316 Ti	1.00	500687	152932	153054		5.3
	3.00	502754	152933			15.9

SIMPLY CLICK TO EXPAND // ALL INFORMATION AT A GLANCE
You will find information on the following topics in the front expanded page: tables, desired format and powder coating!

R15 T21



▶ Feed direction
▲ Filter direction
w = 15 mm
p = 21 mm
Open area: 46.28%

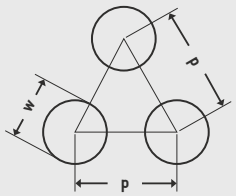

Material (desired formats also available in powder-coated finish)	Material thickness in mm	Desired format	Small format 1000 x 2000 mm	Medium format 1250 x 2500 mm	Large format 1500 x 3000 mm	Weight kg/m²
Steel						
	1.00	500879	153172	153338	153517	4.2
	1.50	501745	100136	157931	153518	6.3
	2.00	502504	100137	100267	100411	8.4
	2.99	502566	100138	153339	153519	12.6
Pre-galvanised						
DX51D	1.00	500781	153694	153823	153918	4.2
	1.50	501645	101399	157889	153919	6.3
	2.00	502416	101574	100343	153920	8.4
	3.00	502803	153696			12.7
Aluminium						
EN AW-1050A H24	1.00	500299	150055	150243	150428	1.5
	1.50	500987	150056	150244	150429	2.2
	2.00 M	501843	100304	100353	150430	2.9
	3.00	502627	150057	150245	150431	4.4
// PVC coated on one side	1.50	501079	150597	150703		2.2
	2.00	501934	150598	150704	150812	2.9
EN AW-5005 H24 EQ, PVC 1 side	1.50	501158	150859			2.2
	3.00	502686			151183	4.4
// PVC coated on both sides	2.00	501990	156467	156516	156565	2.9
// pre-anodised 2 sides E6/C0, PVC 1 side	2.00	502064	151331	151390	151449	2.9
EN AW-5754 H22	1.00	500385	151552	151700	151805	1.5
	1.50	501211	151553	151701	151806	2.2
	2.00	502115	151554	151702		2.9
Stainless steel						
X5CrNi18-10 2B AISI 304	1.00	500543	152144	152308	152446	4.2
	1.50	501382	100320	152309	152447	6.3
	2.00	502232	152145	152310	152448	8.4
	3.00	502720	152146			12.7
// polished 1 side grain 240, PVC 1 side	1.00	500614	156391			4.2
	1.50	501492	156392	156393	156394	6.3
	2.00	502296	156395	156396		8.4
X2CrNiMo17-12-2 2B AISI 316 L	1.50	501292	151906		152065	6.3
	2.00	502165	151907			8.4
X6CrNiMoTi17-12 2B AISI 316 Ti	1.00	500688	152934	153055		4.2
	1.50	501548	152935	153056	153122	6.3
	2.00	502339	152936			8.4
	3.00	502755	152937			12.7

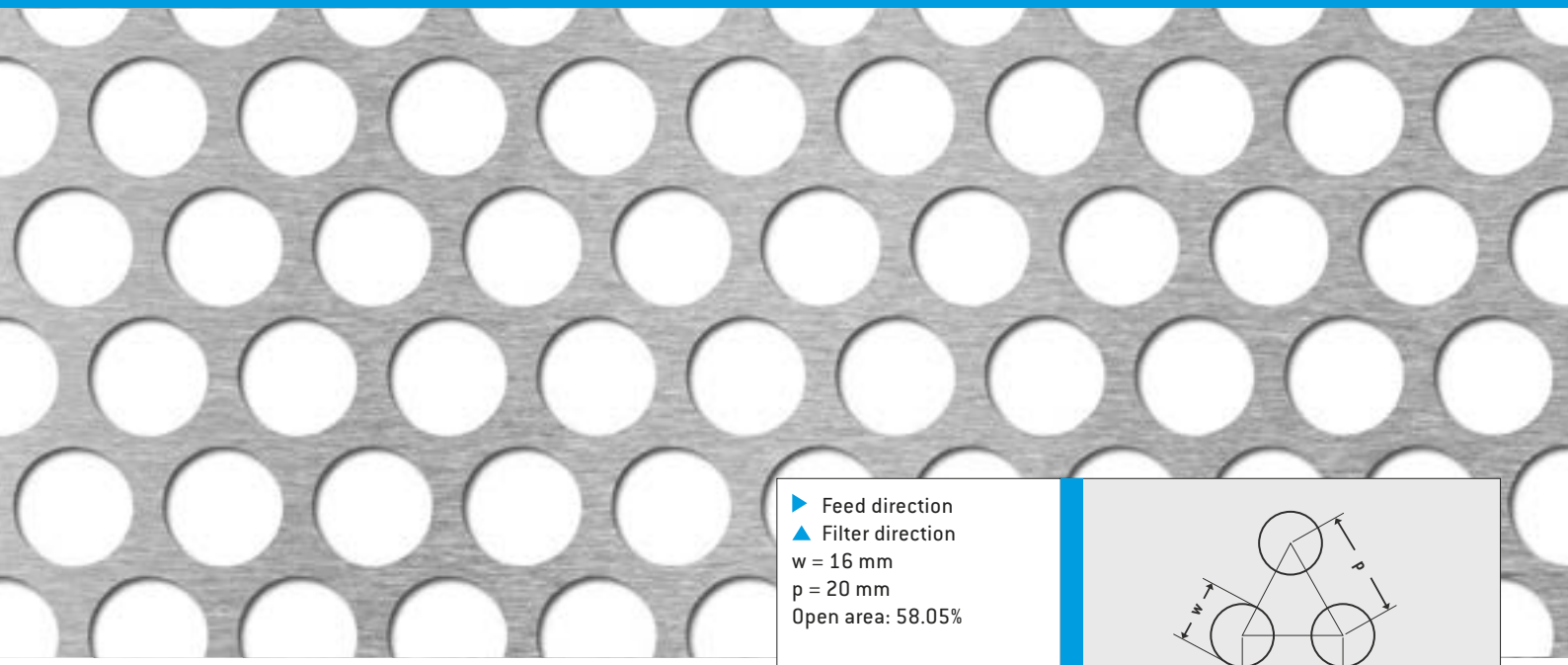

▶ Feed direction
▲ Filter direction
w = 16 mm
p = 20 mm
Open area: 58.05%

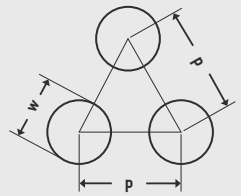

Material (desired formats also available in powder-coated finish)	Material thickness in mm	Desired format	Small format 1000 x 2000 mm	Medium format 1250 x 2500 mm	Large format 1500 x 3000 mm	Weight kg/m²
Steel						
	1.00	500880	153173			3.3
	1.50	501746	153174	153340	153520	4.9
Pre-galvanised						
DX51D	1.00	500782	153697			3.3
Aluminium						
EN AW-1050A H24	1.50	500988	150058	150246	150432	1.7
	2.00	501844	150059	150247	150433	2.3
// PVC coated on one side	1.50	501080	150599	150705		1.7
	2.00	501935	150600	150706		2.3
// pre-anodised 2 sides E6/C0, PVC 1 side	2.00	502065	151332	151391	151450	2.3
EN AW-5754 H22	1.00	500386	151555	151703	151807	1.1
Stainless steel						
X5CrNi18-10 2B AISI 304	1.00	500544		152147		3.3
	1.50	501383	152148	152311	152449	4.9
// polished 1 side grain 240, PVC 1 side	1.00	500615	152727			3.3
	1.50	501493	152616	152728	152819	4.9
X2CrNiMo17-12-2 2B AISI 316 L	1.00	500458	151908			3.3
	1.50	501293	151909		152066	4.9

SIMPLY CLICK TO EXPAND // ALL INFORMATION AT A GLANCE
You will find information on the following topics in the front expanded page: tables, desired format and powder coating!

R20 T28

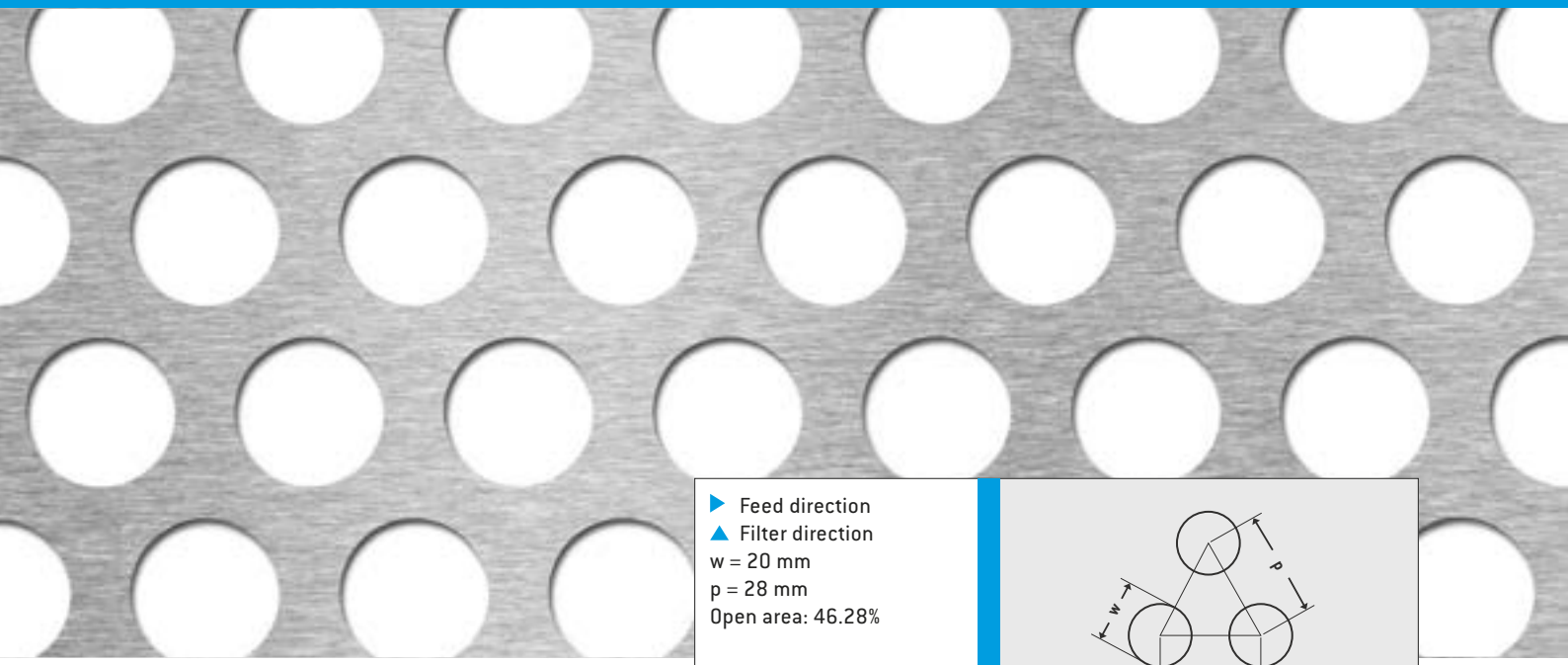

▶ Feed direction
▲ Filter direction
w = 20 mm
p = 28 mm
Open area: 46.28%

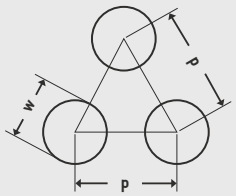

Material (desired formats also available in powder-coated finish)	Material thickness in mm	Desired format	Small format 1000 x 2000 mm	Medium format 1250 x 2500 mm	Large format 1500 x 3000 mm	Weight kg/m²
Steel						
	1.00	500882	153175	153341	153521	4.2
	1.50	501748	100139	101575	100328	6.3
	2.00	502506	100140	100323	100410	8.4
	2.99	502567	100141	101654	153522	12.6
	4.00		100384			16.9
Pre-galvanised						
DX51D	1.00	500784	153698	153824	153921	4.2
	1.50	501646	100795	100375	153922	6.3
	2.00	502418	100324	100335	101659	8.4
	3.00	502804	153699			12.7
Aluminium						
EN AW-1050A H24	1.00	500301	150060	150248	150434	1.5
	1.50	500989	150061	150249	150435	2.2
	2.00	501845	150062	150250	150436	2.9
	3.00	502628	150063	150251	150437	4.4
// PVC coated on one side	1.50	501081	150601	150707		2.2
	2.00 M	501936	100370	100371	100396	2.9
EN AW-5005 H24 EQ, PVC 1 side	1.50	501159	150863			2.2
	3.00	502687			151188	4.4
// PVC coated on both sides	2.00	501991	156468	156517	156566	2.9
// pre-anodised 2 sides E6/C0, PVC 1 side	2.00	502066	151333	151392	151451	2.9
EN AW-5754 H22	1.00	500388	151556	151704	151808	1.5
	1.50	501212	151557	151705	151809	2.2
Stainless steel						
X5CrNi18-10 2B AISI 304	1.00	500545	152149	152312	152450	4.2
	1.50	501384	152150	152313	152451	6.3
	2.00	502233	100278	157895	152452	8.4
	3.00	502721	101645			12.7
// polished 1 side grain 240, PVC 1 side	1.00	500616	152617			4.2
	1.50	501494	152618	152729	152820	6.3
	2.00	502297	152619	152730		8.4
// polished 2 sides grain 240, PVC 2 sides	1.50	501423	100452	152542	152554	6.3
X2CrNiMo17-12-2 2B AISI 316 L	1.00	500459	151910			4.2
	1.50	501294	151911		152067	6.3
	2.00	502166	151912			8.4
X6CrNiMoTi17-12 2B AISI 316 Ti	1.00	500689	152938	153057		4.2
	1.50	501549	152939	153058	153123	6.3
	2.00	502340	152940			8.4
	3.00	502756	152941			12.7

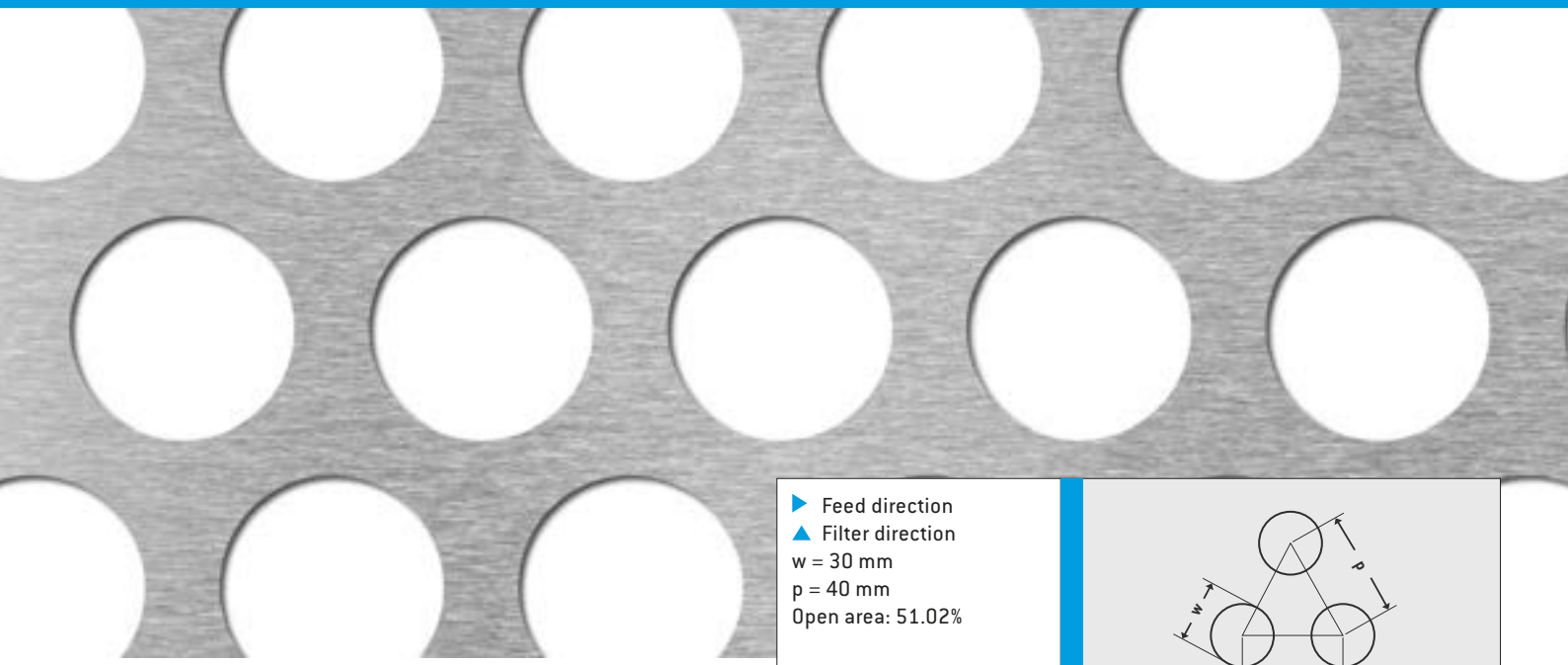

▶ Feed direction
▲ Filter direction
w = 30 mm
p = 40 mm
Open area: 51.02%

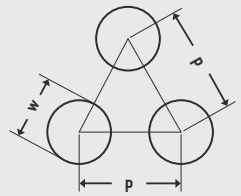

Material (desired formats also available in powder-coated finish)	Material thickness in mm	Desired format	Small format 1000 x 2000 mm	Medium format 1250 x 2500 mm	Large format 1500 x 3000 mm	Weight kg/m²
Steel						
	1.00	500885	153176	153344	153523	3.8
	1.50	501750	153177	153345	153524	5.8
	2.00	502508	101576	100392	153525	7.7
	2.99	502568	153179	153346	153526	11.5
Pre-galvanised						
DX51D	1.00	500787	153700	153825	153924	3.8
	1.50	501648	153701	153826	153925	5.8
	2.00	502420	153702	153827	153926	7.7
	3.00	502805	153703			11.5
Aluminium						
EN AW-1050A H24	1.00	500304	150064	150252	150438	1.3
	1.50	500991	150065	150253	150439	2.0
	2.00 M	501847	157919	157920	150440	2.6
	3.00	502629	150066	150254	150441	4.0
// PVC coated on one side	1.50	501082	150602	150708		2.0
	2.00	501937	150603	150709	150813	2.6
EN AW-5005 H24 EQ, PVC 1 side	1.50	501160	150866			2.0
	3.00	502688			151191	4.0
// PVC coated on both sides	2.00	501992	156464	156513	156562	2.6
// pre-anodised 2 sides E6/C0, PVC 1 side	2.00	502067	151334	151393	151452	2.6
EN AW-5754 H22	1.00	500391	151559	151706	151810	1.3
	1.50	501214	151560	151707	151811	2.0
	2.00	502117	151561	151708		2.6
Stainless steel						
X5CrNi18-10 2B AISI 304	1.00	500547	152152	152314	152453	3.8
	1.50	501386	152153	152315	152454	5.8
	2.00	502234	152154	152316	152455	7.7
	3.00	502722	152155			11.5
// polished 1 side grain 240, PVC 1 side	1.00	500617	156398			3.8
	1.50	501495	152620	152731	152822	5.8
	2.00	502298	152621	152732		7.7
// polished 2 sides grain 240, PVC 2 sides	1.50	501424	152535	152543	152555	5.8
X2CrNiMo17-12-2 2B AISI 316 L	1.00	500460	151913			3.8
	1.50	501295	151914		152068	5.8
	2.00	502167	151915			7.7
X6CrNiMoTi17-12 2B AISI 316 Ti	1.00	500691	152942	153059		3.8
	1.50	501551	152943	153060	153124	5.8
	2.00	502341	152944			7.7
	3.00	502757	152945			11.5

SIMPLY CLICK TO EXPAND // ALL INFORMATION AT A GLANCE
You will find information on the following topics in the front expanded page: tables, desired format and powder coating!

R10 M21

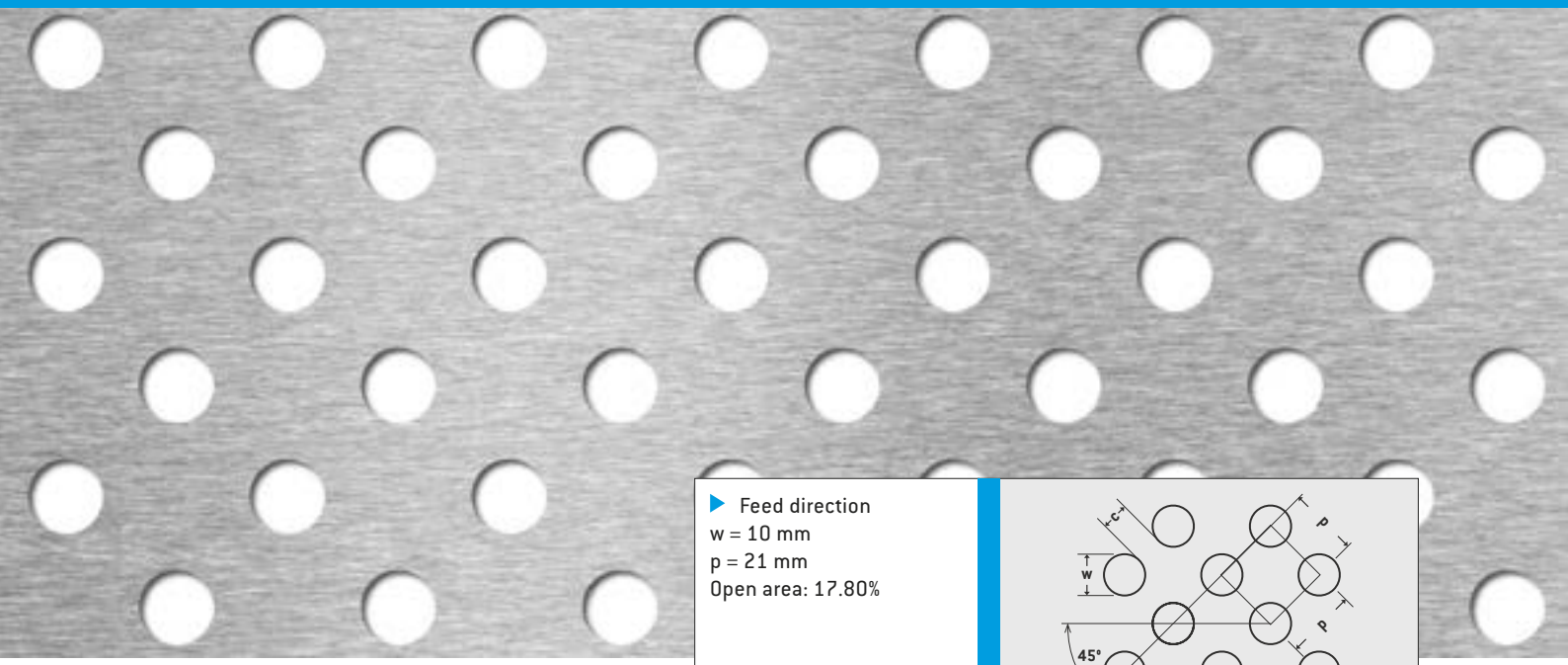

▶ Feed direction
w = 10 mm
p = 21 mm
Open area: 17.80%

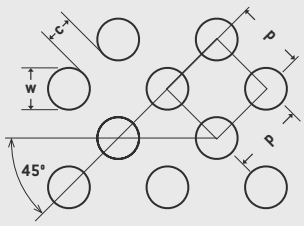

Material (desired formats also available in powder-coated finish)	Material thickness in mm	Desired format	Small format 1000 x 2000 mm	Medium format 1250 x 2500 mm	Large format 1500 x 3000 mm	Weight kg/m²
Steel						
	1.00	500857	156652			6.5
	1.50	501723	156767	156768	156769	9.7
	2.00	502482	156871	156872	156873	12.9
	2.99	502549	156886	156887	156888	19.3
Pre-galvanised						
DX51D	1.00	500759	156641	156642		6.5
	1.50	501624	156751	156752	156753	9.7
	2.00	502395	156855	156856	156857	12.9
	3.00	502788	156914			19.4
Aluminium						
EN AW-1050A H24	1.50	500965	156660	156661	156662	3.3
	2.00	501821	156784	156785	156786	4.4
	3.00	502609	156901	156902	156903	6.7
// PVC coated on one side	1.50	501059	156674	156675		3.3
	2.00	501914	156799	156800		4.4
EN AW-5005 H24 EQ, PVC 2 sides	2.00	501975	156810	156811	156812	4.4
Stainless steel						
X5CrNi18-10 2B AISI 304	1.00	500521	156613	156614		6.5
	1.50	501360	156691	156692	156693	9.7
	2.00	502211	156825	156826	156827	12.9
// polished 1 side grain 240, PVC 1 side	1.00	500596	156624			6.5
	1.50	501472	156729	156730	156731	9.7
	2.00	502277	156839	156840		12.9
// polished 2 sides grain 240, PVC 2 sides	1.50	501415	156706	156707	156708	9.7
X6CrNiMoTi17-12 2B AISI 316 Ti	1.00	500667	156631	156632		6.5
	1.50	501530	156743			9.7
	2.00	502324	156848			12.9

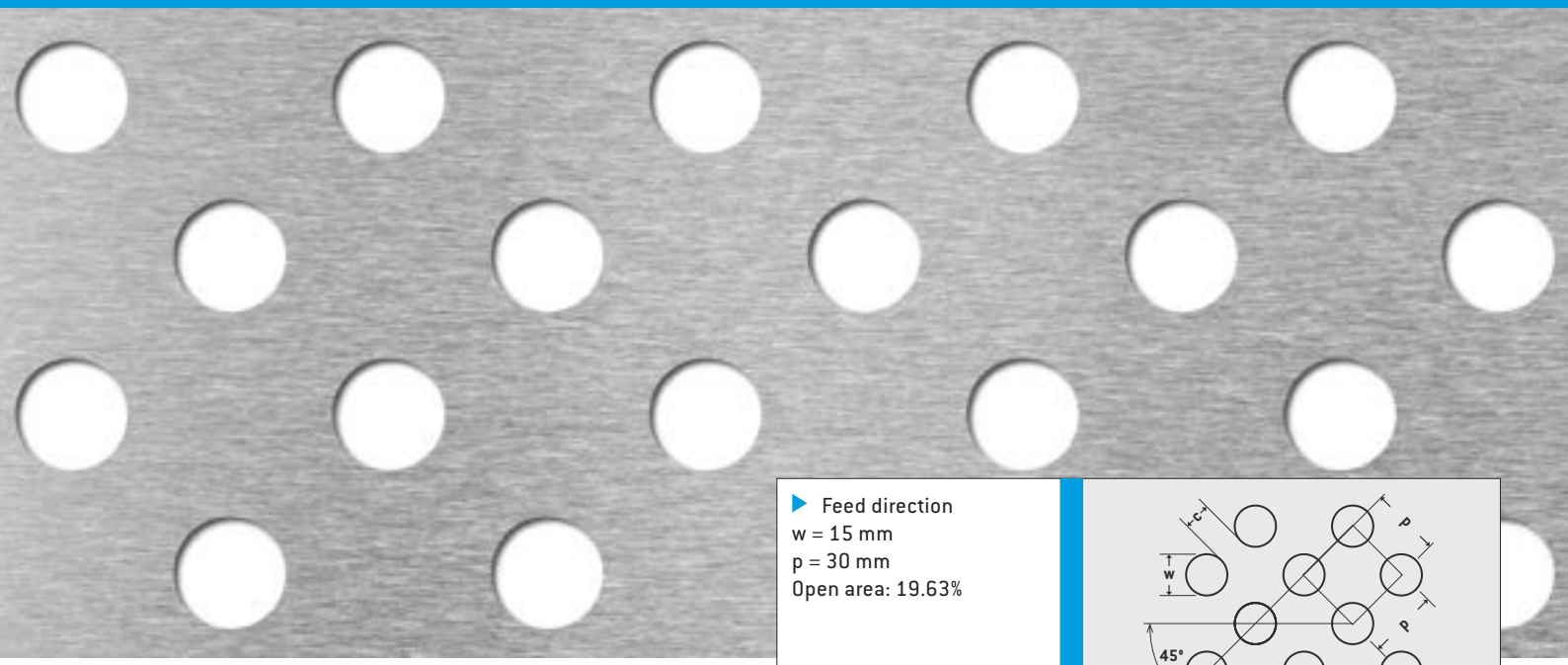

▶ Feed direction
w = 15 mm
p = 30 mm
Open area: 19.63%

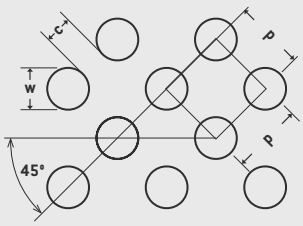

Material (desired formats also available in powder-coated finish)	Material thickness in mm	Desired format	Small format 1000 x 2000 mm	Medium format 1250 x 2500 mm	Large format 1500 x 3000 mm	Weight kg/m²
Steel						
	1.00	500858	156653			6.3
	1.50	501724	156770	156771	156772	9.5
	2.00	502483	156874	156875	156876	12.6
	2.99	502550	156889	156890	156891	18.9
Pre-galvanised						
DX51D	1.00	500760	156643	156644		6.3
	1.50	501625	156754	156755	156756	9.5
	2.00	502396	156858	156859	156860	12.6
	3.00	502789	156915			18.9
Aluminium						
EN AW-1050A H24	1.50	500966	156663	156664	156665	3.3
	2.00	501822	156787	156788	156789	4.3
	3.00	502610	156904	156905	156906	6.5
// PVC coated on one side	1.50	501060	156676	156677		3.3
	2.00	501915	156801	156802		4.3
EN AW-5005 H24 EQ, PVC 2 sides	2.00	501976	156813	156814	156815	4.3
Stainless steel						
X5CrNi18-10 2B AISI 304	1.00	500522	156615	156616		6.3
	1.50	501361	156694	156695	156696	9.5
	2.00	502212	156828	156829	156830	12.6
// polished 1 side grain 240, PVC 1 side	1.00	500597	156625			6.3
	1.50	501473	156732	156733	156734	9.5
	2.00	502278	156841	156842		12.6
// polished 2 sides grain 240, PVC 2 sides	1.50	502816	156709	156710	156711	9.5
X6CrNiMoTi17-12 2B AISI 316 Ti	1.00	500668	156633	156634		6.3
	1.50	501531	156744			9.5
	2.00	502325	156849			12.6

SIMPLY CLICK TO EXPAND // ALL INFORMATION AT A GLANCE
You will find information on the following topics in the front expanded page: tables, desired format and powder coating!

R20 M50

▶ Feed direction
w = 20 mm
p = 50 mm
Open area: 12.56%

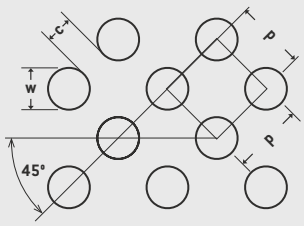

Material (desired formats also available in powder-coated finish)	Material thickness in mm	Desired format	Small format 1000 x 2000 mm	Medium format 1250 x 2500 mm	Large format 1500 x 3000 mm	Weight kg/m²
Steel						
	1.00	500859	156651			6.9
	1.50	501725	156764	156765	156766	10.3
	2.00	502484	156868	156869	156870	13.7
	2.99	502551	156883	156884	156885	20.5
Pre-galvanised						
DX51D	1.00	500761	156639	156640		6.9
	1.50	501626	156748	156749	156750	10.3
	2.00	502397	156852	156853	156854	13.7
	3.00	502790	156913			20.6
Aluminium						
EN AW-1050A H24	1.50	500967	156657	156658	156659	3.5
	2.00	501823	156781	156782	156783	4.7
	3.00	502611	156898	156899	156900	7.1
// PVC coated on one side	1.50	501061	156672	156673		3.5
	2.00	501916	156797	156798		4.7
EN AW-5005 H24 EQ, PVC 2 sides	2.00	501977	156807	156808	156809	4.7
Stainless steel						
X5CrNi18-10 2B AISI 304	1.00	500523	156611	156612		6.9
	1.50	501362	156688	156689	156690	10.3
	2.00	502213	156822	156823	156824	13.7
// polished 1 side grain 240, PVC 1 side	1.00	500598	156623			6.9
	1.50	501474	156726	156727	156728	10.3
	2.00	502279	156837	156838		13.7
// polished 2 sides grain 240, PVC 2 sides	1.50	501416	156703	156704	156705	10.3
X6CrNiMoTi17-12 2B AISI 316 Ti	1.00	500669	156629	156630		6.9
	1.50	501532	156742			10.3
	2.00	502326	156847			13.7



▶ Feed direction
w = 4.5 mm
p = 15 mm
Open area: 7.07%

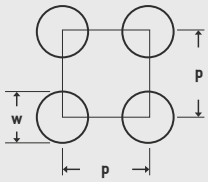

Material (desired formats also available in powder-coated finish)	Material thickness in mm	Desired format	Small format 1000 x 2000 mm	Medium format 1250 x 2500 mm	Large format 1500 x 3000 mm	Weight kg/m²
Steel						
	1.00	500866	100081	157893	153527	7.3
	1.50	501733	100082	100151	100168	10.9
	2.00	502492	153180	153347	153528	14.6
	2.99	502558	153181	153348	153529	21.8
Pre-galvanised						
DX51D	1.00	500768	100230	153828	153927	7.3
	1.50	501634	100231	100345	157904	10.9
	2.00	502405	153704	153829	153928	14.6
	3.00	502797	153705			21.9
Aluminium						
EN AW-1050A H24	1.00	500288	150067	150255	150442	2.5
	1.50	500975	150068	150256	150443	3.8
	2.00	501831	150069	150257	150444	5.0
	3.00	502618	150070	150258	150445	7.5
// PVC coated on one side	1.50 M	501069	100183	100448		3.8
	2.00	501924	100420	101021	101331	5.0
EN AW-5005 H24 EQ, PVC 1 side	1.50	501148	150869			3.8
	3.00	502678			151194	7.5
// pre-anodised 2 sides E6/C0, PVC 1 side	2.00	502054	151335	151394	151453	5.0
EN AW-5754 H22	1.00	500374	151563	151709	151812	2.5
	1.50	501202	151564	151710	151813	3.8
	2.00	502106	151565	151711		5.0
Stainless steel						
X5CrNi18-10 2B AISI 304	1.00	500530	152156	152317	152456	7.3
	1.50	501370	100486	156685	152457	10.9
	2.00	502220	152157	152318	152458	14.6
	3.00	502712	152158			21.9
// polished 1 side grain 240, PVC 1 side	1.00	500605	152622			7.3
	1.50	501482	100500	152733	152824	10.9
	2.00	502286	152623	152734		14.6
// polished 2 sides grain 240, PVC 2 sides	1.50		100548	101161		10.9
X2CrNiMo17-12-2 2B AISI 316 L	1.50	501280	151916		152069	10.9
	2.00	502156	151917			14.6
X6CrNiMoTi17-12 2B AISI 316 Ti	1.00	500676	152946	153061		7.3
	1.50	501539	152947	153062	153125	10.9
	2.00	502333	152948			14.6
	3.00	502747	152949			21.9

SIMPLY CLICK TO EXPAND // ALL INFORMATION AT A GLANCE
You will find information on the following topics in the front expanded page: tables, desired format and powder coating!

R5 U10



▶ Feed direction
w = 5 mm
p = 10 mm
Open area: 19.63%

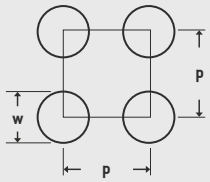

Material (desired formats also available in powder-coated finish)	Material thickness in mm	Desired format	Small format 1000 x 2000 mm	Medium format 1250 x 2500 mm	Large format 1500 x 3000 mm	Weight kg/m²
Steel						
	1.00	500867	153182	153349	153530	6.3
	1.50	501734	153183	153350	153531	9.5
	2.00	502493	153184	153351	153532	12.6
	2.99	502559	153185	153352	153533	18.9
Pre-galvanised						
DX51D	1.00	500769	153706	153830	153929	6.3
	1.50	501635	153707	153831	153930	9.5
	2.00	502406	153708	153832	153931	12.6
	3.00	502798	153709			18.9
Aluminium						
EN AW-1050A H24	1.00	500289	150071	150259	150446	2.2
	1.50	500976	150072	150260	150447	3.3
	2.00	501832	150073	150261	150448	4.3
// PVC coated on one side	1.50	501070	150604	150710		3.3
	2.00	501925	150605	150711		4.3
EN AW-5005 H24 EQ, PVC 1 side	1.50	501149	150872			3.3
// pre-anodised 2 sides E6/C0, PVC 1 side	2.00	502055	151336	151395	151454	4.3
Stainless steel						
X5CrNi18-10 2B AISI 304	1.00	500531	152159	152319		6.3
	1.50	501371	152160	152320	152460	9.5
	2.00	502221	152161	152321	152461	12.6
// polished 1 side grain 240, PVC 1 side	1.00	500606	152624			6.3
	1.50	501483	152625	152735	152826	9.5
	2.00	502287	152626			12.6
X2CrNiMo17-12-2 2B AISI 316 L	1.00	500448	151918			6.3
	1.50	501281	151919		152070	9.5



▶ Feed direction
w = 5 mm
p = 15 mm
Open area: 8.72%

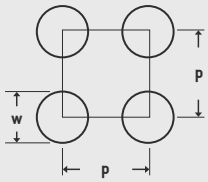

Material (desired formats also available in powder-coated finish)	Material thickness in mm	Desired format	Small format 1000 x 2000 mm	Medium format 1250 x 2500 mm	Large format 1500 x 3000 mm	Weight kg/m²
Steel						
	1.00	500868	101193	153353	153534	7.2
	1.50	501735	101194	153354	153535	10.7
	2.00	502494	153186	153355	153536	14.3
Pre-galvanised						
DX51D	1.00	500770	153710	153833	153932	7.2
	1.50	501636	153711	153834	153933	10.7
	2.00	502407	153712	153835	153934	14.3
Aluminium						
EN AW-1050A H24	1.00	500290	150074	150262	150449	2.5
	1.50	500977	150075	150263	150450	3.7
	2.00	501833	150076	150264	150451	4.9
	3.00	502619	150077	150265	150452	7.4
// PVC coated on one side	1.50	501071	156399	156400		3.7
	2.00	501926	156401	156402	156403	4.9
EN AW-5005 H24 EQ, PVC 1 side	1.50	501150	150874			3.7
	3.00	502679			151199	7.4
// pre-anodised 2 sides E6/C0, PVC 1 side	2.00	502056	151337	151396	151455	4.9
EN AW-5754 H22	1.00	500375	151567	151712	151814	2.5
	1.50	501203	151568	151713	151815	3.7
	2.00	502107	151569	151714		4.9
Stainless steel						
X5CrNi18-10 2B AISI 304	1.00	500532	152162	152322	152462	7.2
	1.50	501372	152163	152323	152463	10.7
	2.00	502222	152164	152324	152464	14.3
	3.00	502713	152165			21.5
// polished 1 side grain 240, PVC 1 side	1.00	500607	152627			7.2
	1.50	501484	152628	152737	152828	10.7
	2.00	502288	152629	152738		14.3
X2CrNiMo17-12-2 2B AISI 316 L	1.00	500449	151920			7.2
	1.50	501282	151921		152071	10.7
	2.00	502157	151922			14.3
X6CrNiMoTi17-12 2B AISI 316 Ti	1.00	500677	152950	153063		7.2
	1.50	501540	152951	153064	153126	10.7
	2.00	502334	152952			14.3
	3.00	502748	152953			21.5

SIMPLY CLICK TO EXPAND // ALL INFORMATION AT A GLANCE
You will find information on the following topics in the front expanded page: tables, desired format and powder coating!

R5 U25

▶ Feed direction
w = 5 mm
p = 25 mm
Open area: 3.14%

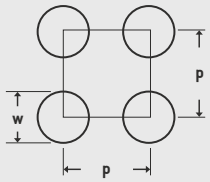

Material (desired formats also available in powder-coated finish)	Material thickness in mm	Desired format	Small format 1000 x 2000 mm	Medium format 1250 x 2500 mm	Large format 1500 x 3000 mm	Weight kg/m²
Steel						
	1.00	500869	101427	157933	153537	7.6
	1.50	501736	100866	153356	153538	11.4
	2.00	502495	153187	153357	153539	15.2
	2.99	502560	153188	153358	153540	22.7
Pre-galvanised						
DX51D	1.00	500771	153714	153836	153935	7.6
	1.50	501637	153715	153837	153936	11.4
	2.00	502408	153716	153838	153937	15.2
	3.00	502799	153717			22.8
Aluminium						
EN AW-1050A H24	1.00	500291	150078	150266	150453	2.6
	1.50	500978	150079	150267	150454	3.9
	2.00	501834	150080	150268	150455	5.2
	3.00	502620	150081	150269	150456	7.8
// PVC coated on one side	1.50	501072	150606	150712		3.9
	2.00	501927	150607	150713		5.2
EN AW-5005 H24 EQ, PVC 1 side	1.50	501151	150877			3.9
	3.00	502680			151202	7.8
// pre-anodised 2 sides E6/C0, PVC 1 side	2.00	502057	151338	151397	151456	5.2
EN AW-5754 H22	1.00	500376	151571	151715	151816	2.6
	1.50	501204	151572	151716	151817	3.9
Stainless steel						
X5CrNi18-10 2B AISI 304	1.00	500533	152166	152325	152465	7.6
	1.50	501373	152167	152326	152466	11.4
	2.00	502223	152168	152327	152467	15.2
	3.00	502714	152169			22.8
// polished 1 side grain 240, PVC 1 side	1.00	500608	152630			7.6
	1.50	501485	152631	152739	152830	11.4
	2.00	502289	156404	156405		15.2
X2CrNiMo17-12-2 2B AISI 316 L	1.00	500450	151923			7.6
	1.50	501283	151924		152072	11.4
	2.00	502158	151925			15.2
X6CrNiMoTi17-12 2B AISI 316 Ti	1.00	500678	152954	153065		7.6
	1.50	501541	152955	153066	153127	11.4
	2.00	502335	152956			15.2
	3.00	502749	152957			22.8



▶ Feed direction
w = 8 mm
p = 17.32 mm
Open area: 16.75%

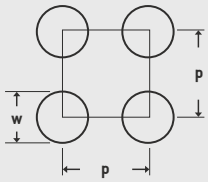

Material (desired formats also available in powder-coated finish)	Material thickness in mm	Desired format	Small format 1000 x 2000 mm	Medium format 1250 x 2500 mm	Large format 1500 x 3000 mm	Weight kg/m²
Steel						
	1.00	500870	153189	153359	153541	6.5
	1.50	501737	153190	153360	153542	9.8
	2.00	502496	153191	153361	153543	13.1
	2.99	502561	153192	153362	153544	19.5
Pre-galvanised						
DX51D	1.00	500772	153718	153839	153938	6.5
	1.50	501638	101455	153840	153939	9.8
	2.00	502409	153719	153841	153940	13.1
	3.00	502800	153720			19.6
Aluminium						
EN AW-1050A H24	1.00	500292	150082	150270	150457	2.2
	1.50	500979	150083	150271	150458	3.4
	2.00	501835	150084	150272	150459	4.5
	3.00	502621	150085	150273	150460	6.7
// PVC coated on one side	1.50	501073	150608	150714		3.4
	2.00 Ⓜ	501928	101454	150715	150816	4.5
EN AW-5005 H24 EQ, PVC 1 side	1.50	501152	150880			3.4
	3.00	502681			151205	6.7
// PVC coated on both sides	2.00	501985	156473	156522	156571	4.5
// pre-anodised 2 sides E6/C0, PVC 1 side	2.00	502058	151339	151398	151457	4.5
EN AW-5754 H22	1.00	500377	151575	151718	151818	2.2
	1.50	501205	151576	151719	151819	3.4
	2.00	502109	151577	151720		4.5
Stainless steel						
X5CrNi18-10 2B AISI 304	1.00	500534	152170	152328	152468	6.5
	1.50	501374	152171	152329	152469	9.8
	2.00	502224	152172	152330	152470	13.1
	3.00	502715	152173			19.6
// polished 1 side grain 240, PVC 1 side	1.00	500609	152632			6.5
	1.50	501486	152633	152740	152831	9.8
	2.00	502290	152634	152741		13.1
// polished 2 sides grain 240, PVC 2 sides	1.50	501422	152536	152544	152556	9.8
X2CrNiMo17-12-2 2B AISI 316 L	1.50	501284	151926		152073	9.8
	2.00	502159	151927			13.1
X6CrNiMoTi17-12 2B AISI 316 Ti	1.00	500679	152958	153067		6.5
	1.50	501542	152959	153068	153128	9.8
	2.00	502336	152960			13.1
	3.00	502750	152961			19.6

SIMPLY CLICK TO EXPAND // ALL INFORMATION AT A GLANCE
You will find information on the following topics in the front expanded page: tables, desired format and powder coating!

R10 U15

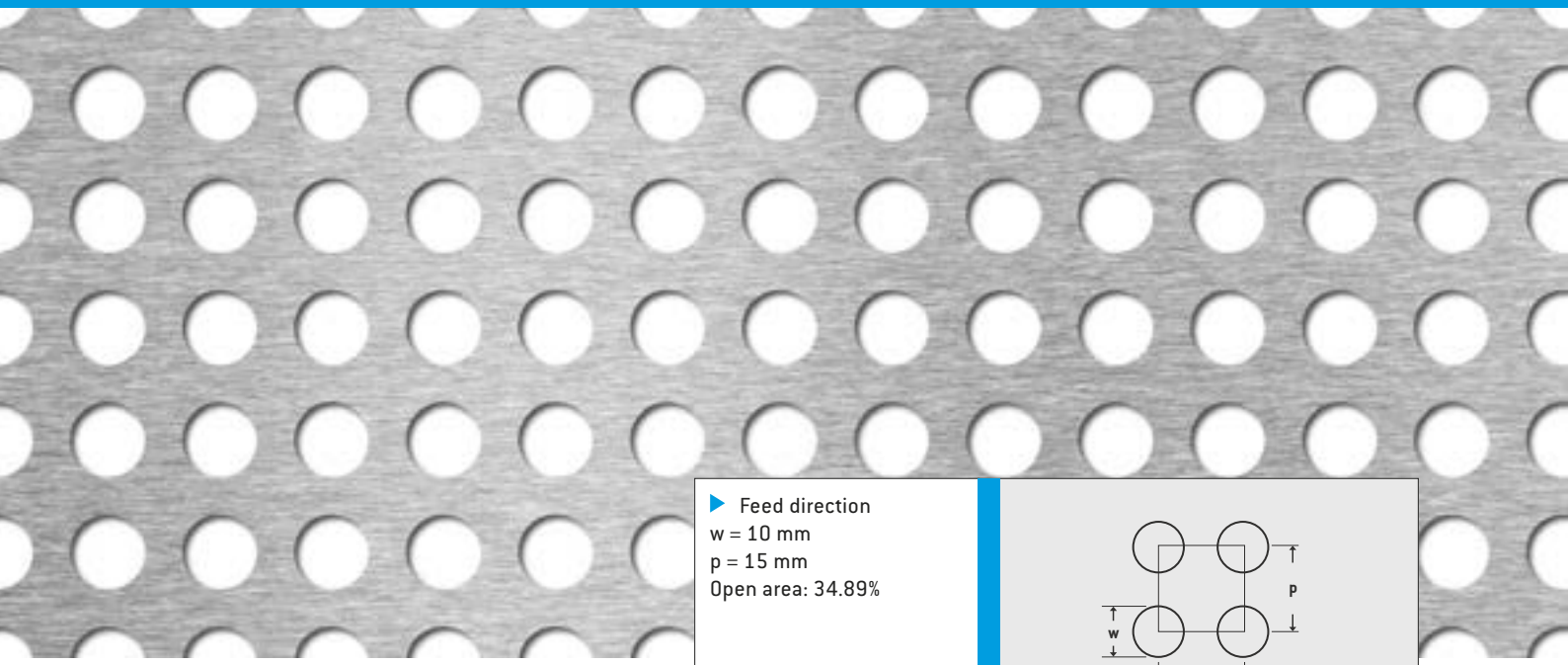

▶ Feed direction
w = 10 mm
p = 15 mm
Open area: 34.89%

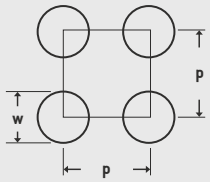

Material (desired formats also available in powder-coated finish)	Material thickness in mm	Desired format	Small format 1000 x 2000 mm	Medium format 1250 x 2500 mm	Large format 1500 x 3000 mm	Weight kg/m²
Steel						
	1.00	500860	153193	153363	153545	5.1
	1.50	501727	101332	153364	153546	7.7
	2.00	502486	153194	153365	153547	10.2
	2.99	502552	153195	153366	153548	15.3
Pre-galvanised						
DX51D	1.00	500762	153721	153842	153941	5.1
	1.50	501628	101333	153843	153942	7.7
	2.00	502399	153722	153844	153943	10.2
	3.00	502791	153723			15.3
Aluminium						
EN AW-1050A H24	1.00	500283	150086	150274	150461	1.8
	1.50	500969	150087	150275	150462	2.6
	2.00	501825	101334	150276	150463	3.5
	3.00	502613	150088	150277	150464	5.3
// PVC coated on one side	1.50	501063	150609	150716		2.6
	2.00	501918	150610	150717	150817	3.5
EN AW-5005 H24 EQ, PVC 1 side	1.50	501142	150883			2.6
	3.00	502672			151208	5.3
// PVC coated on both sides	2.00	501979	156474	156523	156572	3.5
// pre-anodised 2 sides E6/C0, PVC 1 side	2.00	502048	151340	151399	151458	3.5
EN AW-5754 H22	1.00	500368	151579	151721	151820	1.8
	1.50	501196	151580	151722	151821	2.6
	2.00	502100	151581	151723		3.5
Stainless steel						
X5CrNi18-10 2B AISI 304	1.00	500524	152174	152331	152471	5.1
	1.50	501364	152175	152332	152472	7.7
	2.00	502214	152176	152333	152473	10.2
	3.00	502707	152177			15.3
// polished 1 side grain 240, PVC 1 side	1.00	500599	152635			5.1
	1.50 M	501476	100470	157914	152833	7.7
	2.00	502280	152636			10.2
X2CrNiMo17-12-2 2B AISI 316 L	1.00	500442	151928			5.1
	1.50	501274	151929		152074	7.7
	2.00	502150	151930			10.2
X6CrNiMoTi17-12 2B AISI 316 Ti	1.00	500670	152962	153069		5.1
	1.50	501533	152963	153070	153129	7.7
	2.00	502327	152964			10.2
	3.00	502741	152965			15.3



▶ Feed direction
w = 10 mm
p = 20.78 mm
Open area: 18.18%

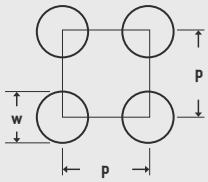

Material (desired formats also available in powder-coated finish)	Material thickness in mm	Desired format	Small format 1000 x 2000 mm	Medium format 1250 x 2500 mm	Large format 1500 x 3000 mm	Weight kg/m²
Steel						
	1.00	500861	153196	153367	153549	6.4
	1.50	501728	153197	153368	153550	9.6
	2.00	502487	100553	100444	100796	12.8
	2.99	502553	153198	153369	153551	19.2
Pre-galvanised						
DX51D	1.00	500763	153724	153846	153944	6.4
	1.50	501629	153725	153847	153945	9.6
	2.00	502400	100560	157915	157916	12.8
	3.00	502792	153726			19.3
Aluminium						
EN AW-1050A H24	1.00	500284	150089	150278	150465	2.2
	1.50	500970	150090	150279	150466	3.3
	2.00	501826	101405	150280	150467	4.4
	3.00	502614	150091	150281	150468	6.6
// PVC coated on one side	1.50	501064	150611	150718		3.3
	2.00 M	501919	100552	100414	100797	4.4
EN AW-5005 H24 EQ, PVC 1 side	1.50	501143	150886			3.3
	3.00	502673			151211	6.6
// PVC coated on both sides	2.00	501980	156507	156556	156605	4.4
// pre-anodised 2 sides E6/C0, PVC 1 side	2.00	502049	151341	151400	151459	4.4
EN AW-5754 H22	1.00	500369	151583	151724	151822	2.2
	1.50	501197	151584	151725	151823	3.3
	2.00	502101	151585	151726		4.4
Stainless steel						
X5CrNi18-10 2B AISI 304	1.00	500525	152178	152334	152474	6.4
	1.50	501365	152179	152335	152475	9.6
	2.00	502215	152180	152336	152476	12.8
	3.00	502708	152181			19.3
// polished 1 side grain 240, PVC 1 side	1.00	500600	152637			6.4
	1.50	501477	152638	152743	152835	9.6
	2.00	502281	152639	152744		12.8
// polished 2 sides grain 240, PVC 2 sides	1.50	501417	101162	157921	152557	9.6
X2CrNiMo17-12-2 2B AISI 316 L	1.00	500443	151931			6.4
	1.50	501275	151932		152075	9.6
	2.00	502151	151933			12.8
X6CrNiMoTi17-12 2B AISI 316 Ti	1.00	500671	152966	153071		6.4
	1.50	501534	152967	153072	153130	9.6
	2.00	502328	152968			12.8
	3.00	502742	152969			19.3

SIMPLY CLICK TO EXPAND // ALL INFORMATION AT A GLANCE
You will find information on the following topics in the front expanded page: tables, desired format and powder coating!

R10 U25.98

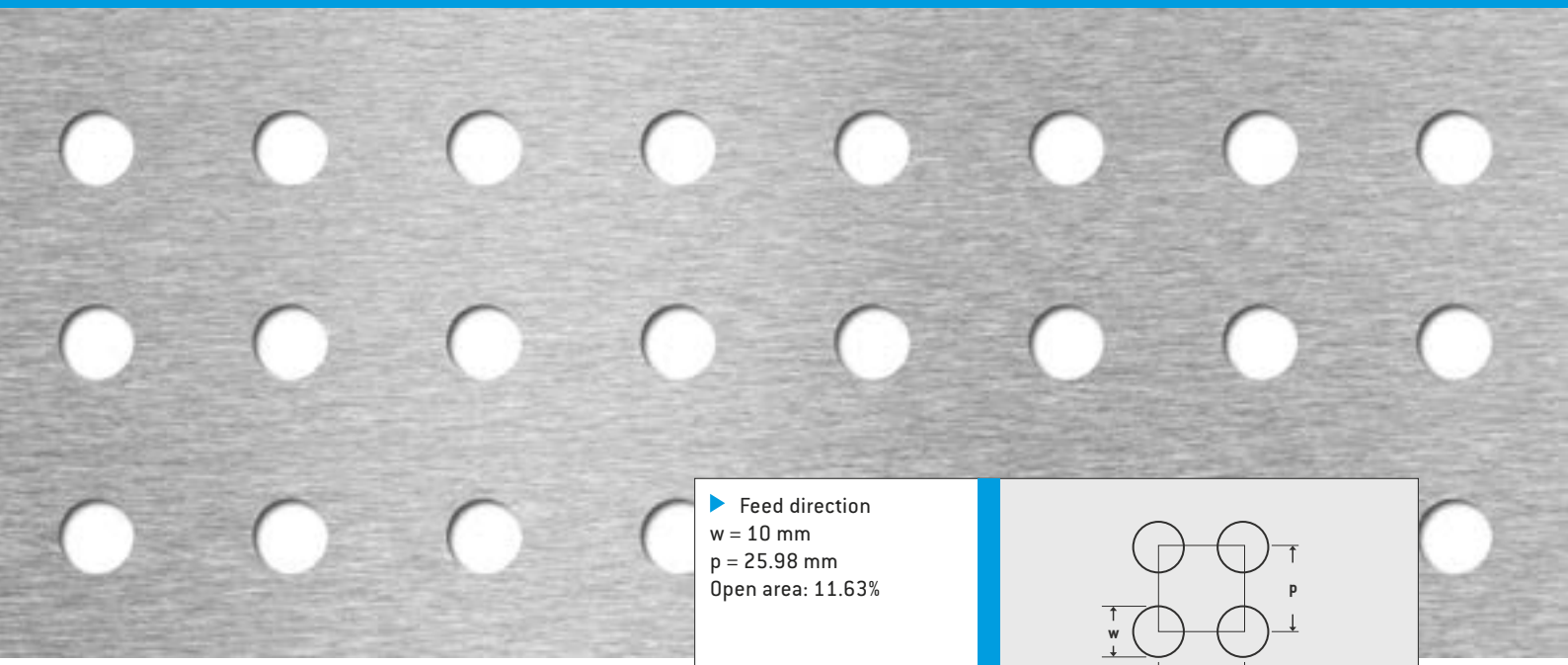

▶ Feed direction
w = 10 mm
p = 25.98 mm
Open area: 11.63%

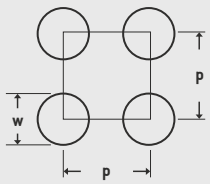

Material (desired formats also available in powder-coated finish)	Material thickness in mm	Desired format	Small format 1000 x 2000 mm	Medium format 1250 x 2500 mm	Large format 1500 x 3000 mm	Weight kg/m²
Steel						
	1.00	500862	153199	153370	153552	6.9
	1.50	501729	153200	153371	153553	10.4
	2.00	502488	157894	153372	153554	13.9
	2.99	502554	153201	153373	153555	20.7
Pre-galvanised						
DX51D	1.00	500764	153727	153848	153946	6.9
	1.50	501630	153728	153849	153947	10.4
	2.00	502401	153729	153850	153948	13.9
	3.00	502793	153730			20.8
Aluminium						
EN AW-1050A H24	1.50	500971	150092	150282	150469	3.6
	2.00	501827	150093	150283	150470	4.8
	3.00	502615	150094	150284	150471	7.2
// PVC coated on one side	1.50	501065	150612	150719		3.6
	2.00	501920	100554	100527	150818	4.8
EN AW-5005 H24 EQ, PVC 1 side	1.50	501144	150889			3.6
	3.00	502674			151214	7.2
// PVC coated on both sides	2.00	501981	156508	156557	156606	4.8
// pre-anodised 2 sides E6/C0, PVC 1 side	2.00	502050	151342	151401	151460	4.8
EN AW-5754 H22	1.00	500370	156407	156408	156409	2.4
	1.50	501198	151587	151727	151824	3.6
	2.00	502102	151588	151728		4.8
Stainless steel						
X5CrNi18-10 2B AISI 304	1.00	500526	152182	152337	152477	6.9
	1.50	501366	101335	101336	152478	10.4
	2.00	502216	152183	152338	152479	13.9
	3.00	502709	152184			20.8
// polished 1 side grain 240, PVC 1 side	1.00	500601	152640			6.9
	1.50	501478	152641	152745	152837	10.4
	2.00	502282	152642	152746		13.9
// polished 2 sides grain 240, PVC 2 sides	1.50 M	501418	157932	152545	152558	10.4
X2CrNiMo17-12-2 2B AISI 316 L	1.00	500444	151934			6.9
	1.50	501276	151935		152076	10.4
	2.00	502152	151936			13.9
X6CrNiMoTi17-12 2B AISI 316 Ti	1.00	500672	152970	153073		6.9
	1.50	501535	152971	153074	153131	10.4
	2.00	502329	152972			13.9
	3.00	502743	152973			20.8



▶ Feed direction
w = 12 mm
p = 27.72 mm
Open area: 14.71%

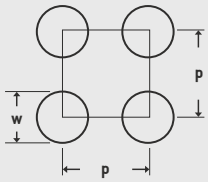

Material (desired formats also available in powder-coated finish)	Material thickness in mm	Desired format	Small format 1000 x 2000 mm	Medium format 1250 x 2500 mm	Large format 1500 x 3000 mm	Weight kg/m²
Steel						
	1.00	500863	153202	153374	153556	6.7
	1.50	501730	153203	153375	153557	10.0
	2.00	502489	153204	153376	153558	13.4
	2.99	502555	153205	153377	153559	20.0
Pre-galvanised						
DX51D	1.00	500765	153731	153851	153949	6.7
	1.50	501631	153732	153852	153950	10.0
	2.00	502402	153733	153853	153951	13.4
	3.00	502794	153734			20.1
Aluminium						
EN AW-1050A H24	1.00	500285	150095	150285	150472	2.3
	1.50	500972	150096	150286	150473	3.5
	2.00	501828	150097	150287	150474	4.6
// PVC coated on one side	1.50	501066	150613	150720		3.5
	2.00	501921	150614	150721	150819	4.6
EN AW-5005 H24 EQ, PVC 1 side	1.50	501145	150892			3.5
	3.00	502675			151217	6.9
// PVC coated on both sides	2.00	501982	156509	156558	156607	4.6
// pre-anodised 2 sides E6/C0, PVC 1 side	2.00	502051	151343	151402	151461	4.6
EN AW-5754 H22	1.00	500371	151590	151729	151825	2.3
	1.50	501199	151591	151730	151826	3.5
	2.00	502103	151592	151731		4.6
Stainless steel						
X5CrNi18-10 2B AISI 304	1.00	500527	152185	152339	152480	6.7
	1.50	501367	152186	152187	152481	10.0
	2.00	502217	152188	152340	152482	13.4
	3.00	502710	152189			20.1
// polished 1 side grain 240, PVC 1 side	1.00	500602	152643			6.7
	1.50	501479	152644	152747	152839	10.0
	2.00	502283	152645	152748		13.4
// polished 2 sides grain 240, PVC 2 sides	1.50 M	501419	152537	152546	152559	10.0
X2CrNiMo17-12-2 2B AISI 316 L	1.00	500445	151937			6.7
	1.50	501277	151938		152077	10.0
	2.00	502153	151939			13.4
X6CrNiMoTi17-12 2B AISI 316 Ti	1.00	500673	152974	153075		6.7
	1.50	501536	152975	153076	153133	10.0
	2.00	502330	152976			13.4
	3.00	502744	152977			20.1

SIMPLY CLICK TO EXPAND // ALL INFORMATION AT A GLANCE
You will find information on the following topics in the front expanded page: tables, desired format and powder coating!

R15 U36.38

▶ Feed direction
w = 15 mm
p = 36.38 mm
Open area: 13.35%

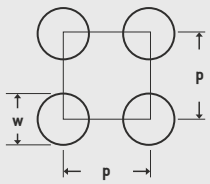

Material (desired formats also available in powder-coated finish)	Material thickness in mm	Desired format	Small format 1000 x 2000 mm	Medium format 1250 x 2500 mm	Large format 1500 x 3000 mm	Weight kg/m²
Steel						
	1.00	500864	153206	153378	153560	6.8
	1.50	501731	153207	153379	153561	10.2
	2.00	502490	157900	153380	156410	13.6
	2.99	502556	153208	153381	153562	20.3
Pre-galvanised						
DX51D	1.00	500766	153735	153854	153952	6.8
	1.50	501632	156747	153855	153953	10.2
	2.00	502403	153736	153856	153954	13.6
	3.00	502795	153737			20.4
Aluminium						
EN AW-1050A H24	1.00	500286	150098	150288	150475	2.3
	1.50	500973	150099	150289	150476	3.5
	2.00	501829	150100	150290	150477	4.7
	3.00	502616	150101	150291	150478	7.0
// PVC coated on one side	1.50	501067	150615	150722		3.5
	2.00 M	501922	100547	156796	150820	4.7
EN AW-5005 H24 EQ, PVC 1 side	1.50	501146	150895			3.5
	3.00	502676			151220	7.0
// PVC coated on both sides	2.00	501983	156510	156559	156608	4.7
// pre-anodised 2 sides E6/C0, PVC 1 side	2.00	502052	151344	151403	151462	4.7
EN AW-5754 H22	1.00	500372	151594	151732	151827	2.3
	1.50	501200	151595	151733	151828	3.5
	2.00	502104	151596	151734		4.7
Stainless steel						
X5CrNi18-10 2B AISI 304	1.00	500528	152193	152341	152483	6.8
	1.50	501368	152194	152342	152484	10.2
	2.00	502218	152195	152343	152485	13.6
	3.00	502711	152196			20.4
// polished 1 side grain 240, PVC 1 side	1.00	500603	156411			6.8
	1.50	501480	152646	152749	152841	10.2
	2.00	502284	152647	152750		13.6
// polished 2 sides grain 240, PVC 2 sides	1.50	501420	157907	152547	152560	10.2
X2CrNiMo17-12-2 2B AISI 316 L	1.00	500446	151940			6.8
	1.50	501278	151941		152078	10.2
	2.00	502154	151942			13.6
X6CrNiMoTi17-12 2B AISI 316 Ti	1.00	500674	152978	153077		6.8
	1.50	501537	152979	153078	153134	10.2
	2.00	502331	152980			13.6
	3.00	502745	152981			20.4

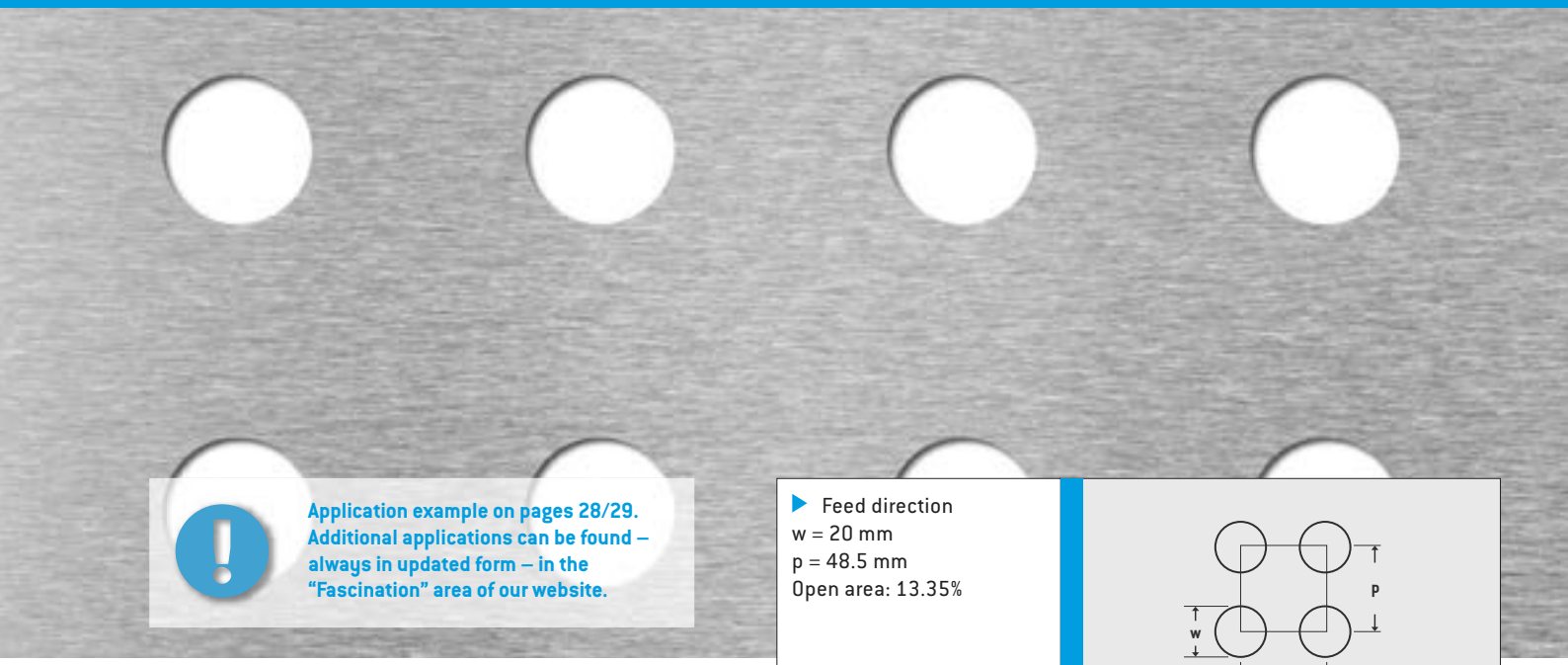

Application example on pages 28/29. Additional applications can be found – always in updated form – in the "Fascination" area of our website.

▶ Feed direction
w = 20 mm
p = 48.5 mm
Open area: 13.35%

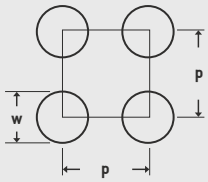

Material (desired formats also available in powder-coated finish)	Material thickness in mm	Desired format	Small format 1000 x 2000 mm	Medium format 1250 x 2500 mm	Large format 1500 x 3000 mm	Weight kg/m²
Steel						
	1.00	500865	153209	153382	153563	6.8
	1.50	501732	153210	153383	153564	10.2
	2.00	502491	157897	157901	153565	13.6
	2.99	502557	153211	153384	153566	20.3
Pre-galvanised						
DX51D	1.00	500767	153738	153857	153955	6.8
	1.50	501633	153739	153858	153859	10.2
	2.00	502404	153740	153860	153956	13.6
	3.00	502796	153741			20.4
Aluminium						
EN AW-1050A H24	1.00	500287	150102	150292	150479	2.3
	1.50	500974	150103	150293	150480	3.5
	2.00	501830	150104	150294	150481	4.7
	3.00	502617	150105	150295	150482	7.0
// PVC coated on one side	1.50	501068	150616	150723		3.5
	2.00 Ⓜ	501923	100555	100404	157928	4.7
EN AW-5005 H24 EQ, PVC 1 side	1.50	501147	150898			3.5
	3.00	502677			151223	7.0
// PVC coated on both sides	2.00	501984	156511	156560	156609	4.7
// pre-anodised 2 sides E6/C0, PVC 1 side	2.00	502053	151345	151404	151463	4.7
EN AW-5754 H22	1.00	500373	151598	151735		2.3
	1.50	501201	151599	151736	151829	3.5
	2.00	502105	151600	151737		4.7
Stainless steel						
X5CrNi18-10 2B AISI 304	1.00	500529	152197	152344	152486	6.8
	1.50	501369	152198	152345	152487	10.2
	2.00	502219	152199	152346	152488	13.6
// polished 1 side grain 240, PVC 1 side	1.00	500604	152648			6.8
	1.50	501481	152649	152751	152843	10.2
	2.00	502285	152650	152752		13.6
// polished 2 sides grain 240, PVC 2 sides	1.50	501421	101029	152548	152561	10.2
X2CrNiMo17-12-2 2B AISI 316 L	1.00	500447	151943			6.8
	1.50	501279	151944		152079	10.2
	2.00	502155	151945			13.6
X6CrNiMoTi17-12 2B AISI 316 Ti	1.00	500675	152982	153079		6.8
	1.50	501538	152983	153080	153135	10.2
	2.00	502332	152984			13.6
	3.00	502746	152985			20.4

SIMPLY CLICK TO EXPAND // ALL INFORMATION AT A GLANCE
You will find information on the following topics in the front expanded page: tables, desired format and powder coating!

Euro 5-15–12.5-25

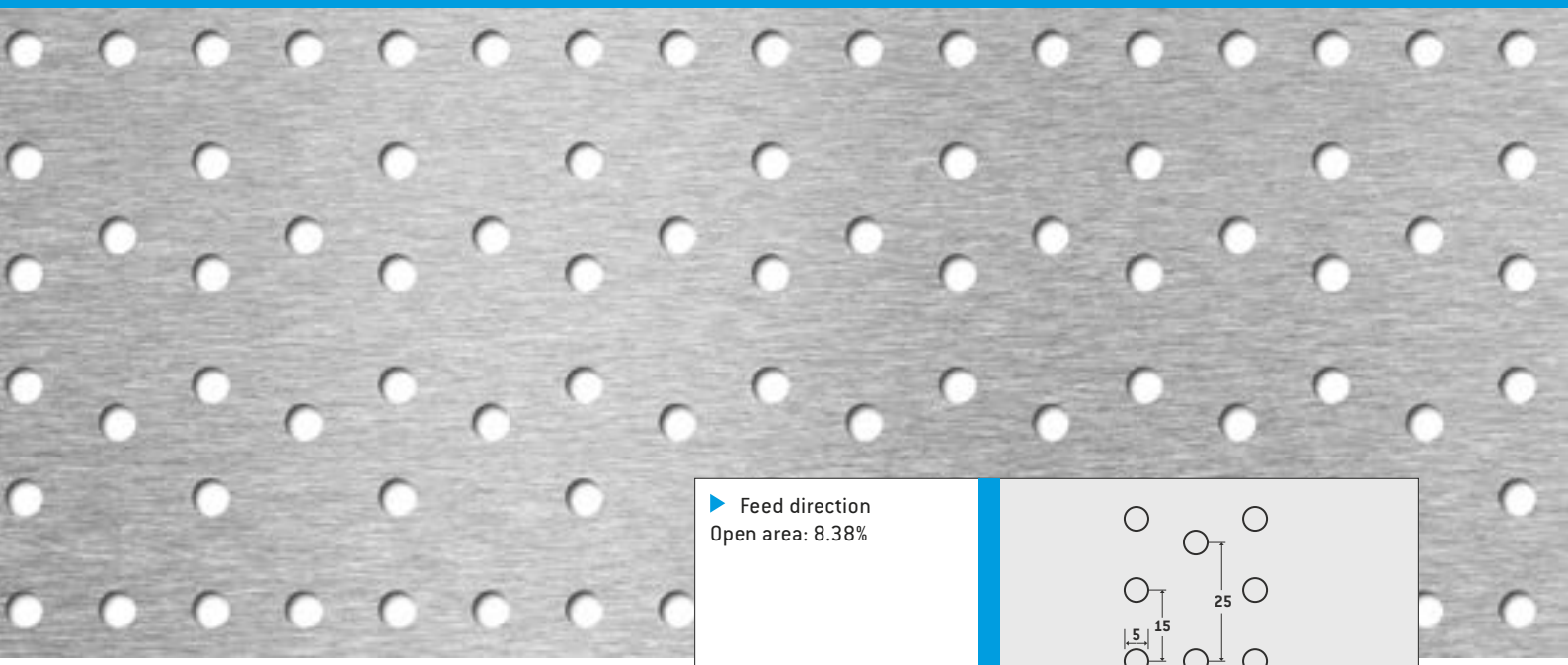

▶ Feed direction
Open area: 8.38%

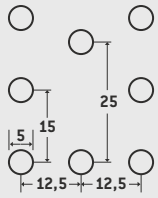

Material (desired formats also available in powder-coated finish)	Material thickness in mm	Desired format	Small format 1000 x 2000 mm	Medium format 1250 x 2500 mm	Large format 1500 x 3000 mm	Weight kg/m²
Steel						
	1.00	500807	157918	153385	153567	7.2
	1.50	501668	101030	100284	153568	10.8
Pre-galvanised						
DX51D	1.00	500709	153742	153861	153957	7.2
	1.50	501568	153743	153862	153958	10.8
Aluminium						
EN AW-1050A H24	1.00	500257	150106	150296	150483	2.5
	1.50	500908	150107	150297	150484	3.7
EN AW-5005 H24 EQ, PVC 1 side	1.50	501095	150901			3.7
EN AW-5754 H22	1.00	500323	151602	151738	151830	2.5
	1.50	501169	151603	151739	151831	3.7
Stainless steel						
X5CrNi18-10 2B AISI 304	1.00	500478	152200	152347	152489	7.2
	1.50	501314	152201	152348	152490	10.8
// polished 1 side grain 240, PVC 1 side	1.50	501431	152652	152753	152845	10.8
X2CrNiMo17-12-2 2B AISI 316 L	1.00	500411	151946			7.2
	1.50	501230	151947		152080	10.8
X6CrNiMoTi17-12 2B AISI 316 Ti	1.00	500627	152986	153081		7.2
	1.50	501503	152987	153082	153136	10.8

PERFORATED SHEETS

PERFORATED SHEETS

SQUARE HOLES

Staggered pitch (CT) 162–164

Diagonal pitch (CDM) 165–167

Square pitch (CU) 168–194

ALWAYS UP TO DATE:

You can also find all MEVACO products and our new products online at:
www.mevaco.com

▶ Feed direction/
Filter direction
w = 10 mm
p = 30 mm
c = 20 mm
Open area: 11.11%

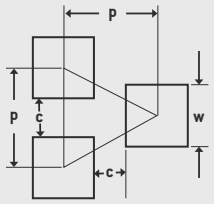

Material (desired formats also available in powder-coated finish)	Material thickness in mm	Desired format	Small format 1000 x 2000 mm	Medium format 1250 x 2500 mm	Large format 1500 x 3000 mm	Weight kg/m²
Steel						
	1.00	500854	153212	153386	153569	7.0
	1.50	501718	153213	153387	153570	10.5
	2.00	502477	153214	153388	153571	14.0
	2.99	502546	153215	153389	153572	20.9
Pre-galvanised						
DX51D	1.00	500756	153744	153863	153959	7.0
	1.50	501619	153745	153864	153960	10.5
	2.00	502390	153746	153865	153961	14.0
	3.00	502785	153747			20.9
Aluminium						
EN AW-1050A H24	1.00	500282	150108	150298	150485	2.4
	1.50	500960	150109	150299	150486	3.6
	2.00	501816	150110	150300	150487	4.8
	3.00	502605	150111	150301	150488	7.2
// PVC coated on one side	1.50	501054	150617	150724		3.6
	2.00 M	501909	100779	150725	150821	4.8
EN AW-5005 H24 EQ, PVC 1 side	1.50	501138	150902			3.6
	3.00	502668			151226	7.2
// PVC coated on both sides	2.00	501972	156506	156555	156604	4.8
// pre-anodised 2 sides E6/C0, PVC 1 side	2.00	502044	151346	151405	151464	4.8
EN AW-5754 H22	1.00	500367	151604	151740	151832	2.4
	1.50	501195	151605	151741	151833	3.6
	2.00	502099	151606	151742		4.8
Stainless steel						
X5CrNi18-10 2B AISI 304	1.00	500518	152202	152349	152491	7.0
	1.50	501355	152203	152350	152492	10.5
	2.00	502208	152204	152351	152493	14.0
	3.00	502706	152205			20.9
// polished 1 side grain 240, PVC 1 side	1.00	500593	152653			7.0
	1.50	501467	157908	152754	152846	10.5
	2.00	502274	152654	152755		14.0
// polished 2 sides grain 240, PVC 2 sides	1.50	501412	152538	152549	152562	10.5
X2CrNiMo17-12-2 2B AISI 316 L	1.00	500441	151948			7.0
	1.50	501270	151949		152081	10.5
X6CrNiMoTi17-12 2B AISI 316 Ti	1.00	500664	152988	153083		7.0
	1.50	501525	152989	153084	153137	10.5
	2.00	502321	152990			14.0
	3.00	502740	152991			20.9

SIMPLY CLICK TO EXPAND // ALL INFORMATION AT A GLANCE
You will find information on the following topics in the front expanded page: tables, desired format and powder coating!

C15 T40 90°

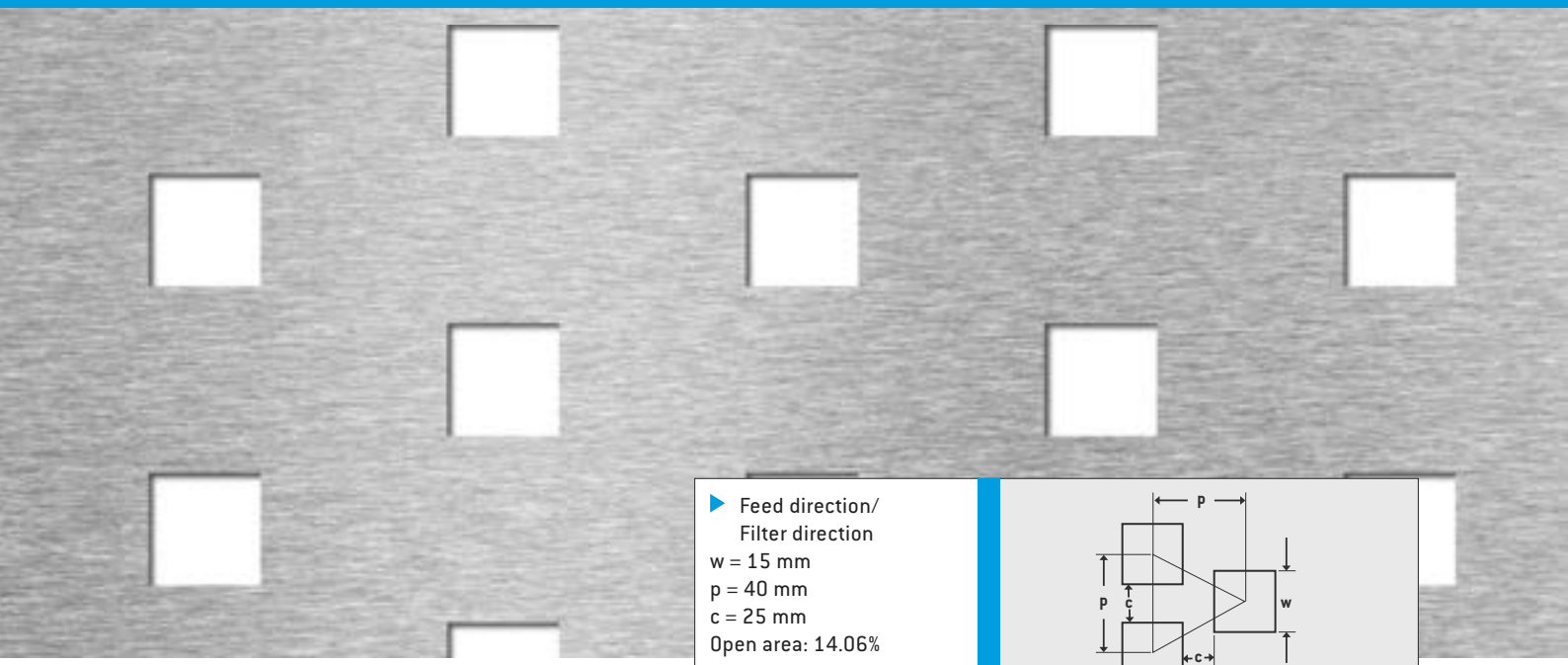

▶ Feed direction/
Filter direction
w = 15 mm
p = 40 mm
c = 25 mm
Open area: 14.06%

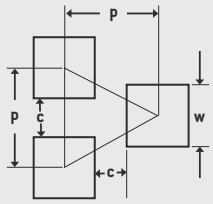

Material (desired formats also available in powder-coated finish)	Material thickness in mm	Desired format	Small format 1000 x 2000 mm	Medium format 1250 x 2500 mm	Large format 1500 x 3000 mm	Weight kg/m²
Steel						
	1.00	500855	156654			6.7
	1.50	501719	156773	156774	156775	10.1
	2.00	502478	156877	156878	156879	13.5
	2.99	502547	156892	156893	156894	20.2
Pre-galvanised						
DX51D	1.00	500757	156645	156646		6.7
	1.50	501620	156757	156758	156759	10.1
	2.00	502391	156861	156862	156863	13.5
	3.00	502786	156916			20.2
Aluminium						
EN AW-1050A H24	1.50	500961	156666	156667	156668	3.5
	2.00	501817	156790	156791	156792	4.6
	3.00	502606	156907	156908	156909	7.0
// PVC coated on one side	1.50	501055	156678	156679		3.5
	2.00	501910	156803	156804		4.6
// PVC coated on both sides	2.00	501973	156504	156553	156602	4.6
// pre-anodised 2 sides E6/C0, PVC 1 side	2.00	502813	156816	156817	156818	4.6
Stainless steel						
X5CrNi18-10 2B AISI 304	1.00	500519	156617	156618		6.7
	1.50	501356	156697	156698	156699	10.1
	2.00	502209	156831	156832	156833	13.5
// polished 1 side grain 240, PVC 1 side	1.00	500594	156626			6.7
	1.50	501468	156735	156736	156737	10.1
	2.00	502275	156843	156844		13.5
// polished 2 sides grain 240, PVC 2 sides	1.50	501413	156712	156713	156714	10.1
X6CrNiMoTi17-12 2B AISI 316 Ti	1.00	500665	156635	156636		6.7
	1.50	501526	156745			10.1
	2.00	502322	156850			13.5

▶ Feed direction/
Filter direction
w = 20 mm
p = 50 mm
c = 30 mm
Open area: 16.00%

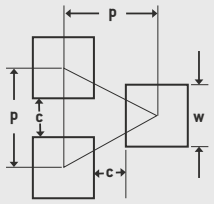

Material (desired formats also available in powder-coated finish)	Material thickness in mm	Desired format	Small format 1000 x 2000 mm	Medium format 1250 x 2500 mm	Large format 1500 x 3000 mm	Weight kg/m²
Steel						
	1.00	500856	156655			6.6
	1.50	501720	156776	156777	156778	9.9
	2.00	502479	156880	156881	156882	13.2
	2.99	502548	156895	156896	156897	19.7
Pre-galvanised						
DX51D	1.00	500758	156647	156648		6.6
	1.50	501621	156760	156761	156762	9.9
	2.00	502392	156864	156865	156866	13.2
	3.00	502787	156917			19.8
Aluminium						
EN AW-1050A H24	1.50	500962	156669	156670	156671	3.4
	2.00	501818	156793	156794	156795	4.5
	3.00	502607	156910	156911	156912	6.8
// PVC coated on one side	1.50	501056	156680	156681		3.4
	2.00	501911	156805	156806		4.5
// PVC coated on both sides	2.00	501974	156505	156554	156603	4.5
// pre-anodised 2 sides E6/C0, PVC 1 side	2.00	502814	156819	156820	156821	4.5
Stainless steel						
X5CrNi18-10 2B AISI 304	1.00	500520	156619	156620		6.6
	1.50	501357	156700	156701	156702	9.9
	2.00	502210	156834	156835	156836	13.2
// polished 1 side grain 240, PVC 1 side	1.00	500595	156627			6.6
	1.50	501469	156738	156739	156740	9.9
	2.00	502276	156845	156846		13.2
// polished 2 sides grain 240, PVC 2 sides	1.50	501414	156715	156716	156717	9.9
X6CrNiMoTi17-12 2B AISI 316 Ti	1.00	500666	156637	156638		6.6
	1.50	501527	156746			9.9
	2.00	502323	156851			13.2

SIMPLY CLICK TO EXPAND // ALL INFORMATION AT A GLANCE
You will find information on the following topics in the front expanded page: tables, desired format and powder coating!

CD10 M15

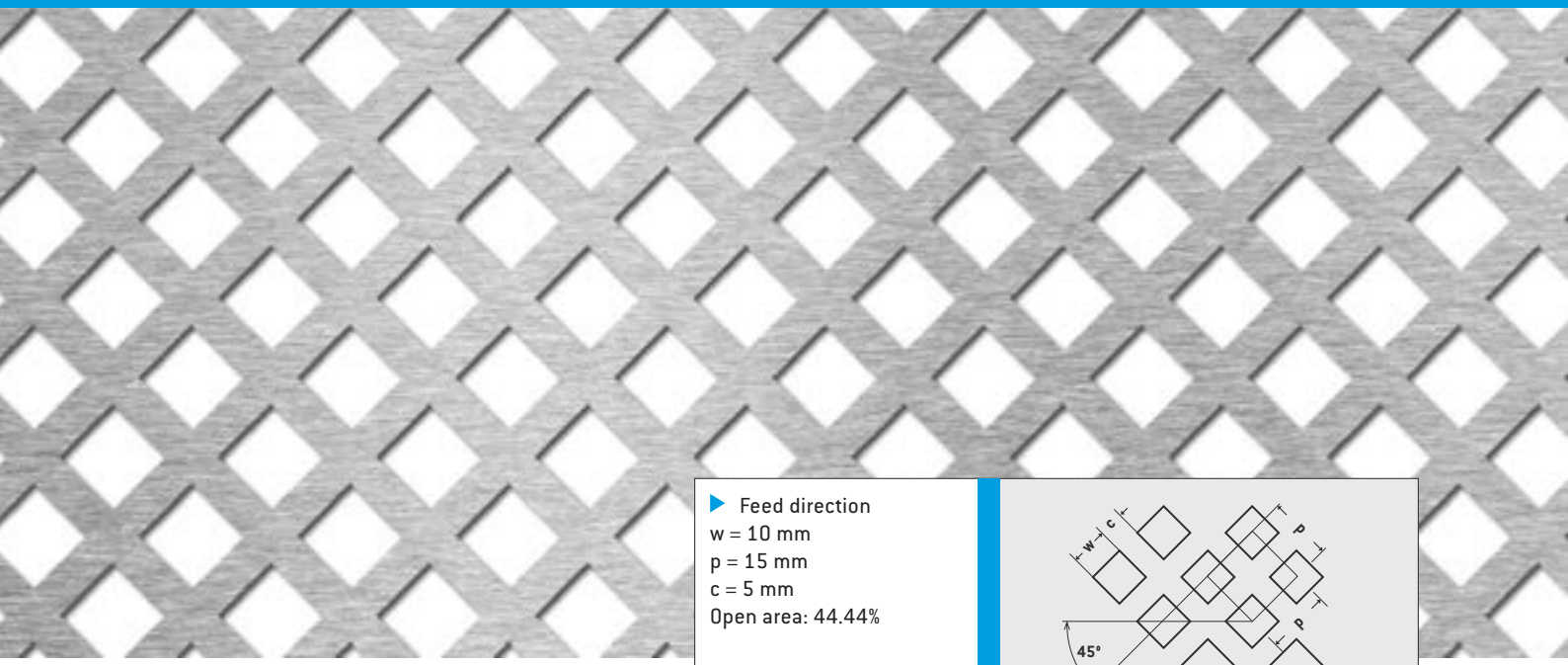

▶ Feed direction
w = 10 mm
p = 15 mm
c = 5 mm
Open area: 44.44%

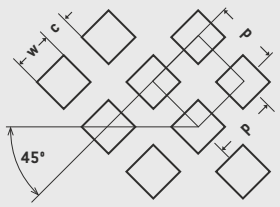

Material (desired formats also available in powder-coated finish)	Material thickness in mm	Desired format	Small format 1000 x 2000 mm	Medium format 1250 x 2500 mm	Large format 1500 x 3000 mm	Weight kg/m²
Steel						
	1.00	500825	153222			4.4
	1.50 Ⓜ	501690	157632	153396	153579	6.5
	2.00	502451	153223	153397	153580	8.7
	2.99	502528	153224	153398	153581	13.0
Pre-galvanised						
DX51D	1.00	500727	153754			4.4
	1.50	501591	157050	157051	157052	6.5
	2.00	502365	157053	157054	157055	8.7
	3.00	502767	153755			13.1
Aluminium						
EN AW-1050A H24	1.50	500931	154587	154588	154589	2.3
	2.00	501789	154590	154591	154592	3.0
	3.00	502585	154593	154594	154595	4.5
// PVC coated on one side	1.50	501032	154584	154585		2.3
	2.00	501886	157633	154586		3.0
EN AW-5005 H24 EQ, PVC 1 side	1.50	501116	154600			2.3
	3.00	502648			154608	4.5
// PVC coated on both sides	2.00	501953	156491	156540	156589	3.0
// pre-anodised 2 sides E6/C0, PVC 1 side	2.00	502021	154609	154610	154611	3.0
EN AW-5754 H22	1.00	500340	154596	154597	154598	1.5
Stainless steel						
X5CrNi18-10 2B AISI 304	1.00	500491	152210	152356		4.4
	1.50	501331	152211	152357	152497	6.5
	2.00	502184	152212	152358	152498	8.7
// polished 1 side grain 240, PVC 1 side	1.00	500575	152658			4.4
	1.50	501447	152659	152758	152850	6.5
	2.00	502256	152660	152759		8.7
X2CrNiMo17-12-2 2B AISI 316 L	1.50	501246	154571		154573	6.5
X6CrNiMoTi17-12 2B AISI 316 Ti	1.00	500639	154582	154583		4.4

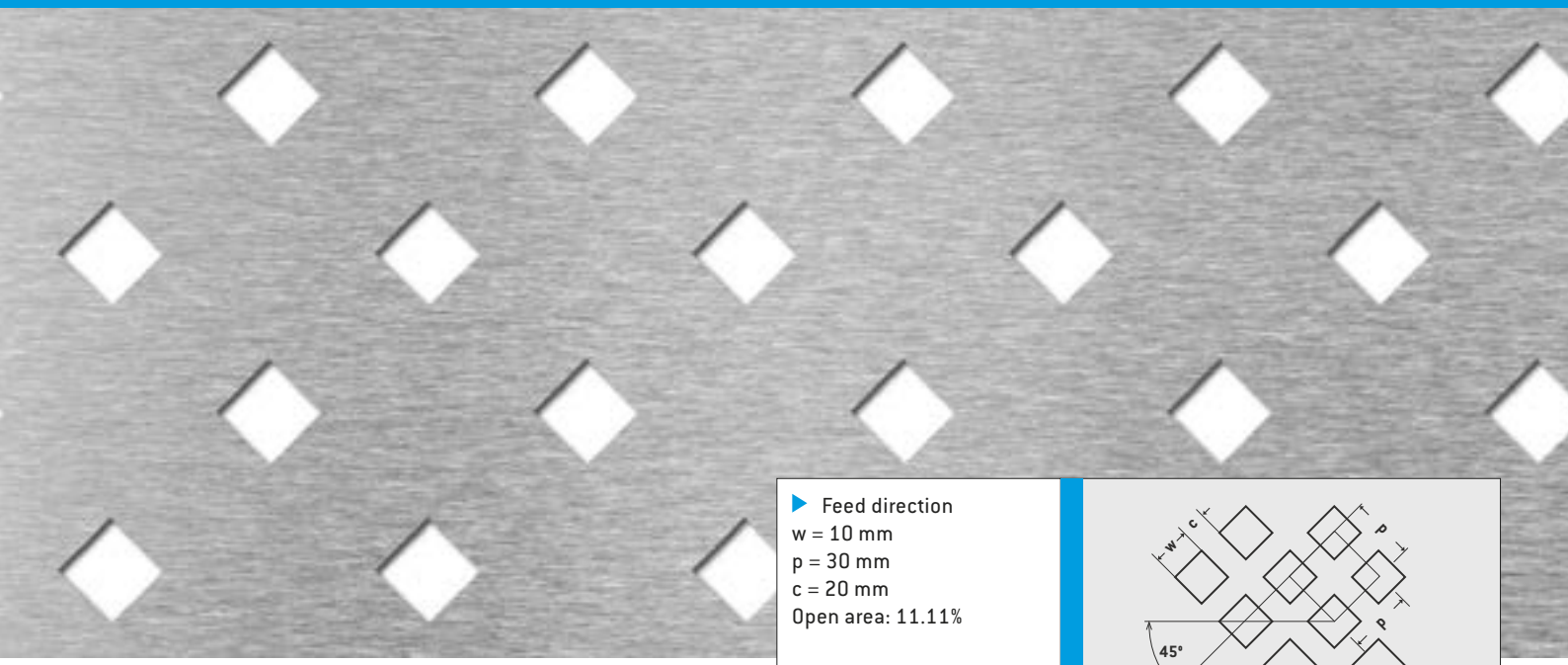

▶ Feed direction
w = 10 mm
p = 30 mm
c = 20 mm
Open area: 11.11%

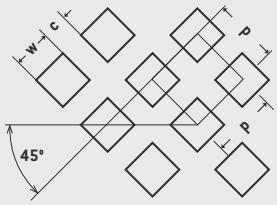

Material (desired formats also available in powder-coated finish)	Material thickness in mm	Desired format	Small format 1000 x 2000 mm	Medium format 1250 x 2500 mm	Large format 1500 x 3000 mm	Weight kg/m²
Steel						
	1.00	500826	154612			7.0
	1.50	501691	154613	154614	154615	10.5
	2.00	502452	154616	154617	154618	14.0
	2.99	502529	154619	154620	154621	20.9
Pre-galvanised						
DX51D	1.00	500728	154622			7.0
	1.50	501592	157056	157057	157058	10.5
	2.00	502366	157059	157060	157061	14.0
	3.00	502768	156425			20.9
Aluminium						
EN AW-1050A H24	1.50	500932	154650	154651	154652	3.6
	2.00	501790	154653	154654	154655	4.8
	3.00	502586	154656	154657	154658	7.2
// PVC coated on one side	1.50	501033	154648	154649		3.6
	2.00	501887	157937	154647		4.8
EN AW-5005 H24 EQ, PVC 1 side	1.50	501117	154663			3.6
	3.00	502649			154671	7.2
// PVC coated on both sides	2.00	501954	156492	156541	156590	4.8
// pre-anodised 2 sides E6/C0, PVC 1 side	2.00	502022	154672	154673	154674	4.8
EN AW-5754 H22	1.00	500341	154659	154660	154661	2.4
Stainless steel						
X5CrNi18-10 2B AISI 304	1.00	500492	154625	154626		7.0
	1.50	501332	154628	154629	154630	10.5
	2.00	502185	154634	154635	154636	14.0
	3.00	502695	154640			20.9
// polished 1 side grain 240, PVC 1 side	1.00	500576	154627			7.0
	1.50	501448	154631	154632	154633	10.5
	2.00	502257	154637	154638		14.0
// polished 2 sides grain 240, PVC 2 sides	1.50 M	501403	157631	154623	154624	10.5
X2CrNiMo17-12-2 2B AISI 316 L	1.00	500421	154641			7.0
	1.50	501247	154642		154644	10.5
X6CrNiMoTi17-12 2B AISI 316 Ti	1.00	500640	154645	154646		7.0

SIMPLY CLICK TO EXPAND // ALL INFORMATION AT A GLANCE
You will find information on the following topics in the front expanded page: tables, desired format and powder coating!

CD20 M50

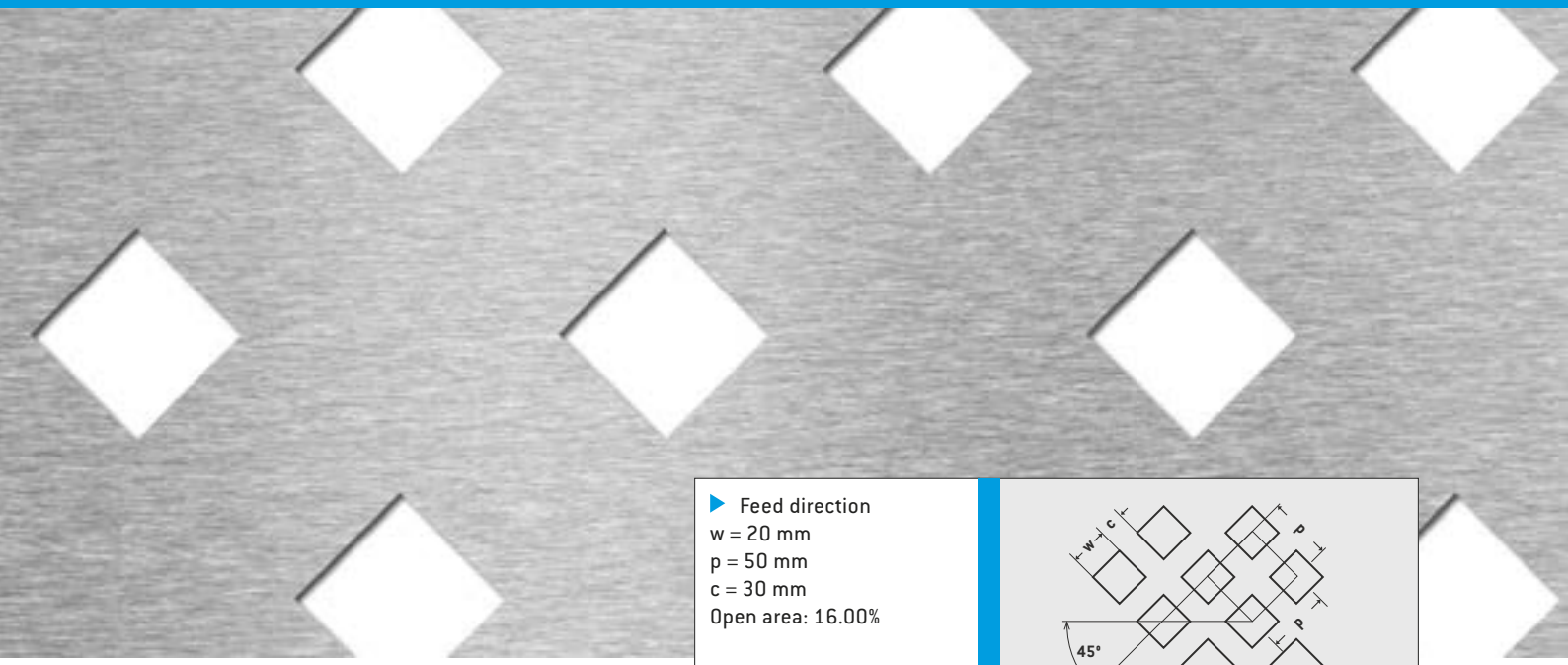

▶ Feed direction
w = 20 mm
p = 50 mm
c = 30 mm
Open area: 16.00%

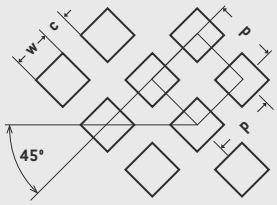

Material (desired formats also available in powder-coated finish)	Material thickness in mm	Desired format	Small format 1000 x 2000 mm	Medium format 1250 x 2500 mm	Large format 1500 x 3000 mm	Weight kg/m²
Steel						
	1.00	500827	154675			6.6
	1.50	501692	154676	154677	154678	9.9
	2.00	502453	154679	154680	154681	13.2
	2.99	502530	154682	154683	154684	19.7
Pre-galvanised						
DX51D	1.00	500729	154685			6.6
	1.50	501593	157062	157063	157064	9.9
	2.00	502367	157065	157066	157067	13.2
	3.00	502769	156426			19.8
Aluminium						
EN AW-1050A H24	1.50	500933	154713	154714	154715	3.4
	2.00	501791	154716	154717	154718	4.5
	3.00	502587	154719	154720	154721	6.8
// PVC coated on one side	1.50	501034	154711	154712		3.4
	2.00 M	501888	157939	154710		4.5
EN AW-5005 H24 EQ, PVC 1 side	1.50	501118	154726			3.4
	3.00	502650			154734	6.8
// PVC coated on both sides	2.00	501955	156490	156539	156588	4.5
// pre-anodised 2 sides E6/C0, PVC 1 side	2.00	502023	154735	154736	154737	4.5
EN AW-5754 H22	1.00	500342	154722	154723	154724	2.3
Stainless steel						
X5CrNi18-10 2B AISI 304	1.00	500493	154686	154687		6.6
	1.50	501333	154689	154690	154691	9.9
	2.00	502186	154697	154698	154699	13.2
	3.00	502696	154703			19.8
// polished 1 side grain 240, PVC 1 side	1.00	500577	154688			6.6
	1.50	501449	154692	154693	154694	9.9
	2.00	502258	154700	154701		13.2
// polished 2 sides grain 240, PVC 2 sides	1.50	501404	157938	154695	154696	9.9
X2CrNiMo17-12-2 2B AISI 316 L	1.00	500422	154704			6.6
	1.50	501248	154705		154707	9.9
X6CrNiMoTi17-12 2B AISI 316 Ti	1.00	500641	154708	154709		6.6
	3.00	502731	156427			19.8



▶ Feed direction
w = 3 mm
p = 5 mm
c = 2 mm
Open area: 36.00%

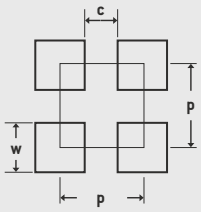

Material (desired formats also available in powder-coated finish)	Material thickness in mm	Desired format	Small format 1000 x 2000 mm	Medium format 1250 x 2500 mm	Large format 1500 x 3000 mm	Weight kg/m²
Steel						
	1.00		100421			5.0

SIMPLY CLICK TO EXPAND // ALL INFORMATION AT A GLANCE
You will find information on the following topics in the front expanded page: tables, desired format and powder coating!

C4 U7



▶ Feed direction
w = 4 mm
p = 7 mm
c = 3 mm
Open area: 32.65%

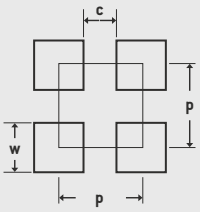

Material (desired formats also available in powder-coated finish)	Material thickness in mm	Desired format	Small format 1000 x 2000 mm	Medium format 1250 x 2500 mm	Large format 1500 x 3000 mm	Weight kg/m²
Steel						
	1.00	500842	154738	154739	154740	5.3
	1.50	501707	100346	154741	154742	7.9
Pre-galvanised						
DX51D	1.00	500744	154743	154744	154745	5.3
	1.50	501608	154746	154747	154748	7.9
Aluminium						
EN AW-1050A H24	1.00	500271	154756	154757	154758	1.8
	1.50	500948	100175	154754	154755	2.7
EN AW-5754 H22	1.00	500357	154761	154762	154763	1.8
	1.50	501187	154764	154765	154766	2.7
Stainless steel						
X5CrNi18-10 2B AISI 304	1.00	500508	154749	154750	156428	5.3
X2CrNiMo17-12-2 2B AISI 316 L	1.00	500432	154751			5.3
X6CrNiMoTi17-12 2B AISI 316 Ti	1.00	500655	154752	154753		5.3



▶ Feed direction
w = 5 mm
p = 7 mm
c = 2 mm
Open area: 51.02%

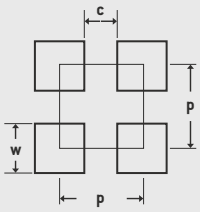

Material (desired formats also available in powder-coated finish)	Material thickness in mm	Desired format	Small format 1000 x 2000 mm	Medium format 1250 x 2500 mm	Large format 1500 x 3000 mm	Weight kg/m²
Steel						
	1.00	500845	154770	154771	154772	3.8
	1.50	501710	154773	154774	154775	5.8
	2.00	502469	154776	154777	154778	7.7
Pre-galvanised						
DX51D	0.70	500239	154779	154780		2.7
	1.00	500747	154781	154782	154783	3.8
	1.50	501611	154784	154785	154786	5.8
Aluminium						
EN AW-1050A H24	0.80	500248	154791	154792		1.1
	1.00	500273	154794	154795	154796	1.3
	1.50	500951	154797	154798	154799	2.0
	2.00	501808	154800	154801	154802	2.6
EN AW-5754 H22	1.00	500360	154803	154804	154805	1.3
	1.50	501189	154806	154807	154808	2.0
	2.00	502093	154809	154810		2.6
Stainless steel						
X5CrNi18-10 2B AISI 304	1.00	500510	154787	154788	154789	3.8
X2CrNiMo17-12-2 2B AISI 316 L	1.00	500435	154790			3.8

SIMPLY CLICK TO EXPAND // ALL INFORMATION AT A GLANCE
You will find information on the following topics in the front expanded page: tables, desired format and powder coating!

C5 U8



▶ Feed direction
w = 5 mm
p = 8 mm
c = 3 mm
Open area: 39.06%

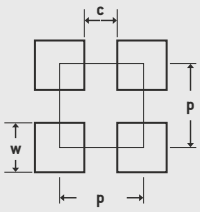

Material (desired formats also available in powder-coated finish)	Material thickness in mm	Desired format	Small format 1000 x 2000 mm	Medium format 1250 x 2500 mm	Large format 1500 x 3000 mm	Weight kg/m²
Steel						
	1.00	500846	100056	100142	154814	4.8
	1.50	501711	100057	100143	100272	7.2
	2.00	502470	100344	101031	154815	9.6
Pre-galvanised						
DX51D	1.00	500748	100221	100393	154816	4.8
	1.50	501612	100222	100251	154829	7.2
	2.00	502383	101310	154830	154831	9.6
Aluminium						
EN AW-1050A H24	1.00 M	500274	100282	101032	154839	1.6
	1.50	500952	100319	101033	154818	2.5
	2.00	501809	100539	101034	154842	3.3
	3.00	502603	154846	154847	154848	4.9
// PVC coated on one side	1.50	501050	154840	154841		2.5
	2.00	501904	154843	154844	154845	3.3
EN AW-5005 H24 EQ, PVC 1 side	1.50	501133	154858			2.5
// pre-anodised 2 sides E6/C0, PVC 1 side	2.00	502039	154867	154868	154869	3.3
EN AW-5754 H22	1.00	500361	154849	154850	154851	1.6
	1.50	501190	154852	154853	154854	2.5
	2.00	502094	154855	154856		3.3
Stainless steel						
X5CrNi18-10 2B AISI 304	1.00	500511	100001	101035	154819	4.8
	1.50	501349	100002	100469	154820	7.2
	2.00	502202	100302	154823	154824	9.6
// polished 1 side grain 240, PVC 1 side	1.00	500589	154817			4.8
	1.50 M	501464	100501	154821	154822	7.2
X2CrNiMo17-12-2 2B AISI 316 L	1.00	500436	154825			4.8
	1.50	501264	154826		154828	7.2
	2.00	502144	154832			9.6
X6CrNiMoTi17-12 2B AISI 316 Ti	1.00	500657	154833	154834		4.8
	1.50	501519	101602	154836	154837	7.2
	2.00	502316	101603			9.6

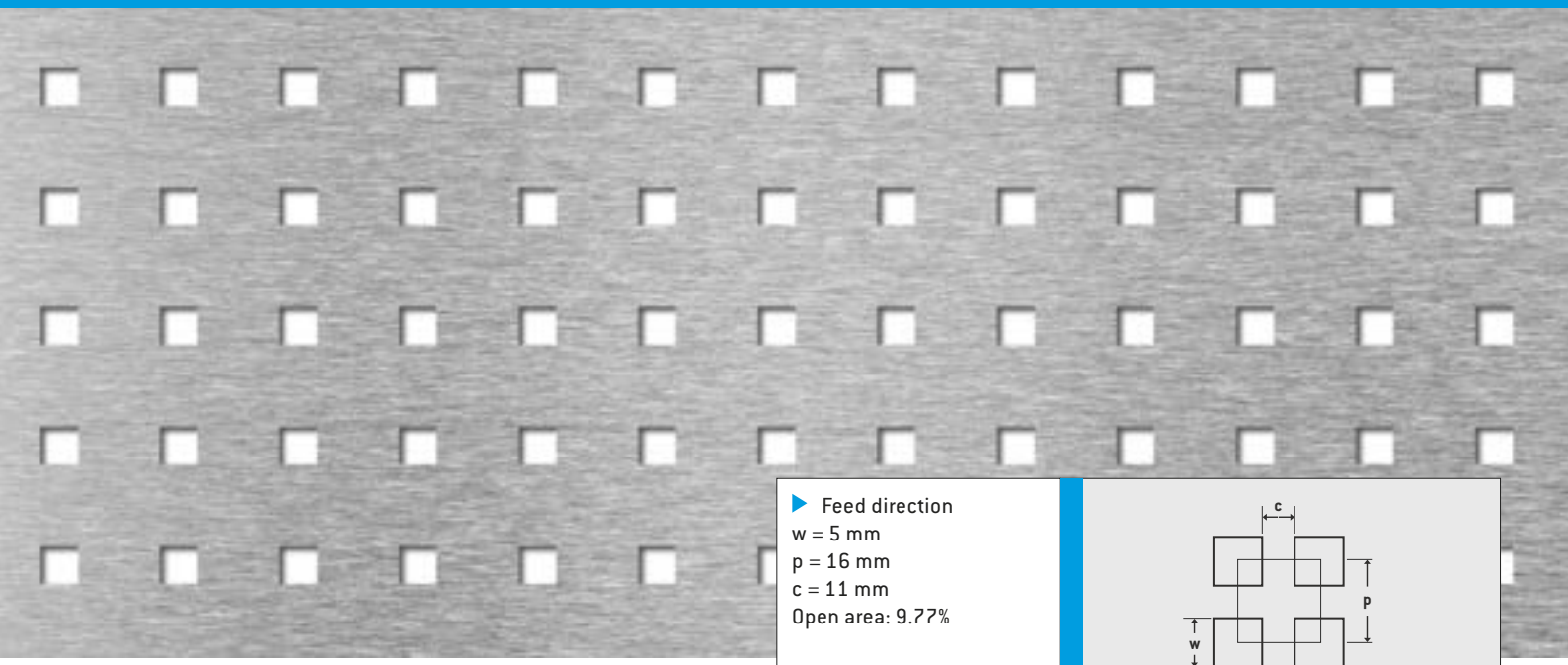

▶ Feed direction
w = 5 mm
p = 16 mm
c = 11 mm
Open area: 9.77%

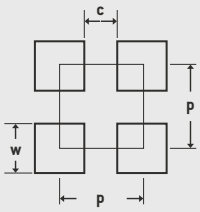

Material (desired formats also available in powder-coated finish)	Material thickness in mm	Desired format	Small format 1000 x 2000 mm	Medium format 1250 x 2500 mm	Large format 1500 x 3000 mm	Weight kg/m²
Steel						
	1.00	500844	101044	154870	154871	7.1
	1.50	501709	100798	100505	154872	10.6
	2.00	502468	154873	154874	154875	14.2
	2.99	502544	154876	154877	154878	21.2
Pre-galvanised						
DX51D	1.00	500746	154879	154880	154881	7.1
	1.50	501610	154882	154883	154884	10.6
	2.00	502382	154885	154886	154887	14.2
	3.00	502783	154888			21.3
Aluminium						
EN AW-1050A H24	1.00	500272	154912	154913	154914	2.4
	1.50	500950	154915	154916	154917	3.7
	2.00	501807	154920	154921	154922	4.9
	3.00	502602	154923	154924	154925	7.3
// PVC coated on one side	1.50	501049	154918	154919		3.7
	2.00	501903	100803	101036	157929	4.9
EN AW-5005 H24 EQ, PVC 1 side	1.50	501132	154935			3.7
	3.00	502665			154943	7.3
// pre-anodised 2 sides E6/C0, PVC 1 side	2.00	502038	154944	154945	154946	4.9
EN AW-5754 H22	1.00	500359	154926	154927	154928	2.4
	1.50	501188	154929	154930	154931	3.7
	2.00	502092	154932	154933		4.9
Stainless steel						
X5CrNi18-10 2B AISI 304	1.00	500509	154891	154892	154893	7.1
	1.50	501348	154575	154889	154890	10.6
	2.00	502201	154895	154896	154897	14.2
// PVC coated on one side	1.00	500562	156621			7.1
// polished 1 side grain 240, PVC 1 side	1.50 M	501463	100502	157922	154894	10.6
	2.00	502271	154898	154899		14.2
// polished 2 sides grain 240, PVC 2 sides	1.50	503204	100575	101037		10.6
	2.00		101611			14.2
X2CrNiMo17-12-2 2B AISI 316 L	1.00	500434	154901			7.1
	1.50	501263	154902		154904	10.6
	2.00	502143	154905			14.2
X6CrNiMoTi17-12 2B AISI 316 Ti	1.00	500656	154906	154907		7.1
	1.50	501518	154908	154909	154910	10.6
	2.00	502315	154911			14.2

SIMPLY CLICK TO EXPAND // ALL INFORMATION AT A GLANCE
You will find information on the following topics in the front expanded page: tables, desired format and powder coating!

C6 U9



▶ Feed direction
w = 6 mm
p = 9 mm
c = 3 mm
Open area: 44.44%

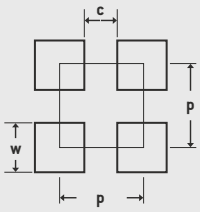

Material (desired formats also available in powder-coated finish)	Material thickness in mm	Desired format	Small format 1000 x 2000 mm	Medium format 1250 x 2500 mm	Large format 1500 x 3000 mm	Weight kg/m²
Steel						
	1.00	500847	100058	154947	154948	4.4
	1.50	501712	100059	154949	154950	6.5
	2.00	502471	100060	154951	154952	8.7
Pre-galvanised						
DX51D	1.00	500749	154953	154954	154955	4.4
	1.50	501613	154956	154957	154958	6.5
	2.00	502384	154959	154960	154961	8.7
Aluminium						
EN AW-1050A H24	1.00	500275	154988	154989	154990	1.5
	1.50	500953	100176	154986	154987	2.3
	2.00	501810	154991	154992	154993	3.0
// PVC coated on one side	2.00	501905	154994	154995	154996	3.0
EN AW-5005 H24 EQ, PVC 1 side	1.50	501134	155005			2.3
// pre-anodised 2 sides E6/C0, PVC 1 side	2.00	502040	155011	155012	155013	3.0
EN AW-5754 H22	1.00	500362	154997	154998	154999	1.5
	1.50	501191	155000	155001	155002	2.3
	2.00	502095	155003	155004		3.0
Stainless steel						
X5CrNi18-10 2B AISI 304	1.00	500512	154962	154963	154964	4.4
	1.50	501350	154966	154967	154968	6.5
	2.00	502203	154972	154973		8.7
X2CrNiMo17-12-2 2B AISI 316 L	1.00	500437	154975			4.4
	1.50	501265	154976		154978	6.5
	2.00	502145	154979			8.7
X6CrNiMoTi17-12 2B AISI 316 Ti	1.00	500658	154980	154981		4.4
	1.50	501520	154982	154983	154984	6.5
	2.00	502317	154985			8.7

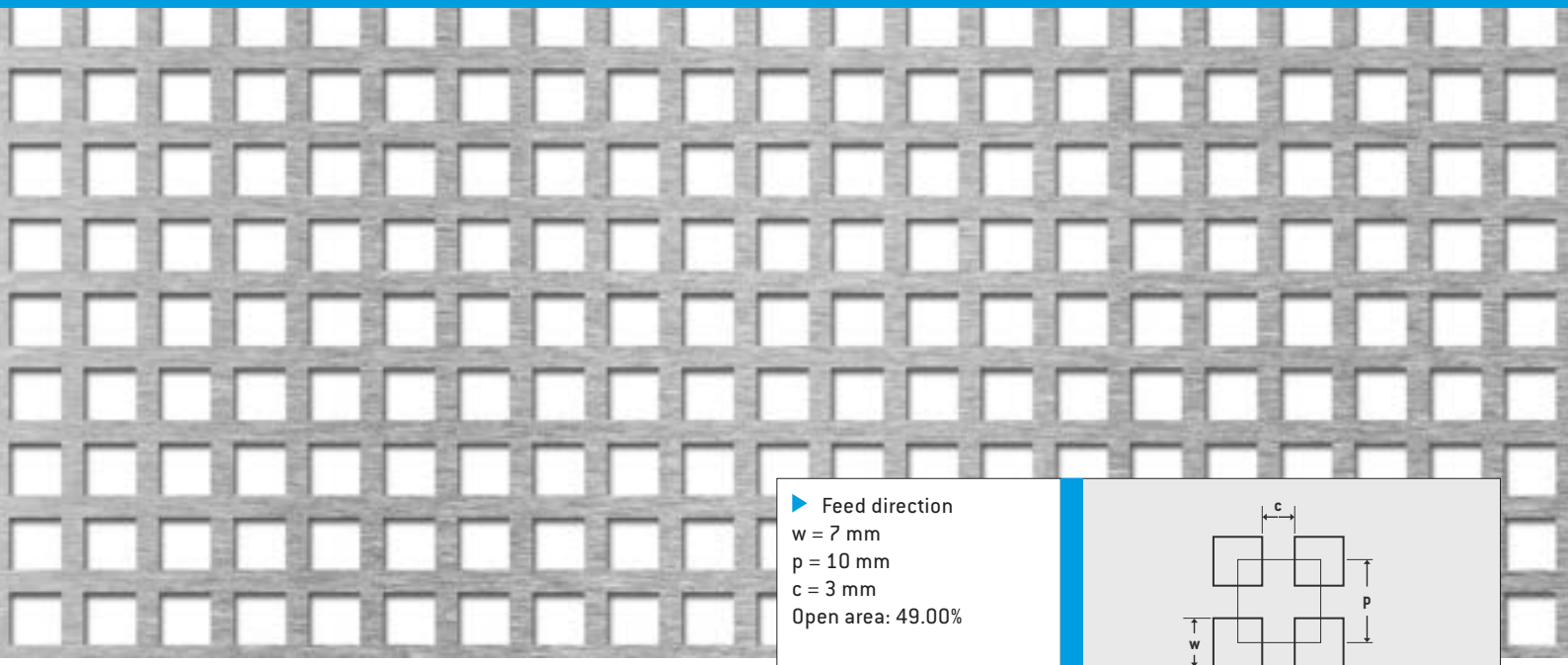

▶ Feed direction
w = 7 mm
p = 10 mm
c = 3 mm
Open area: 49.00%

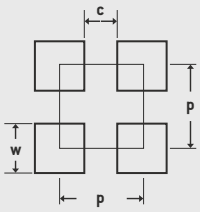

Material (desired formats also available in powder-coated finish)	Material thickness in mm	Desired format	Small format 1000 x 2000 mm	Medium format 1250 x 2500 mm	Large format 1500 x 3000 mm	Weight kg/m²
Steel						
	1.00	500848	155014			4.0
Pre-galvanised						
DX51D	0.70	500240	155016			2.8
	1.00	500750	155017			4.0
Aluminium						
EN AW-1050A H24	0.80	500249	155019			1.1
	1.00	500276	100312			1.4
	1.50	500954	155020			2.1

SIMPLY CLICK TO EXPAND // ALL INFORMATION AT A GLANCE
You will find information on the following topics in the front expanded page: tables, desired format and powder coating!

C8 U10

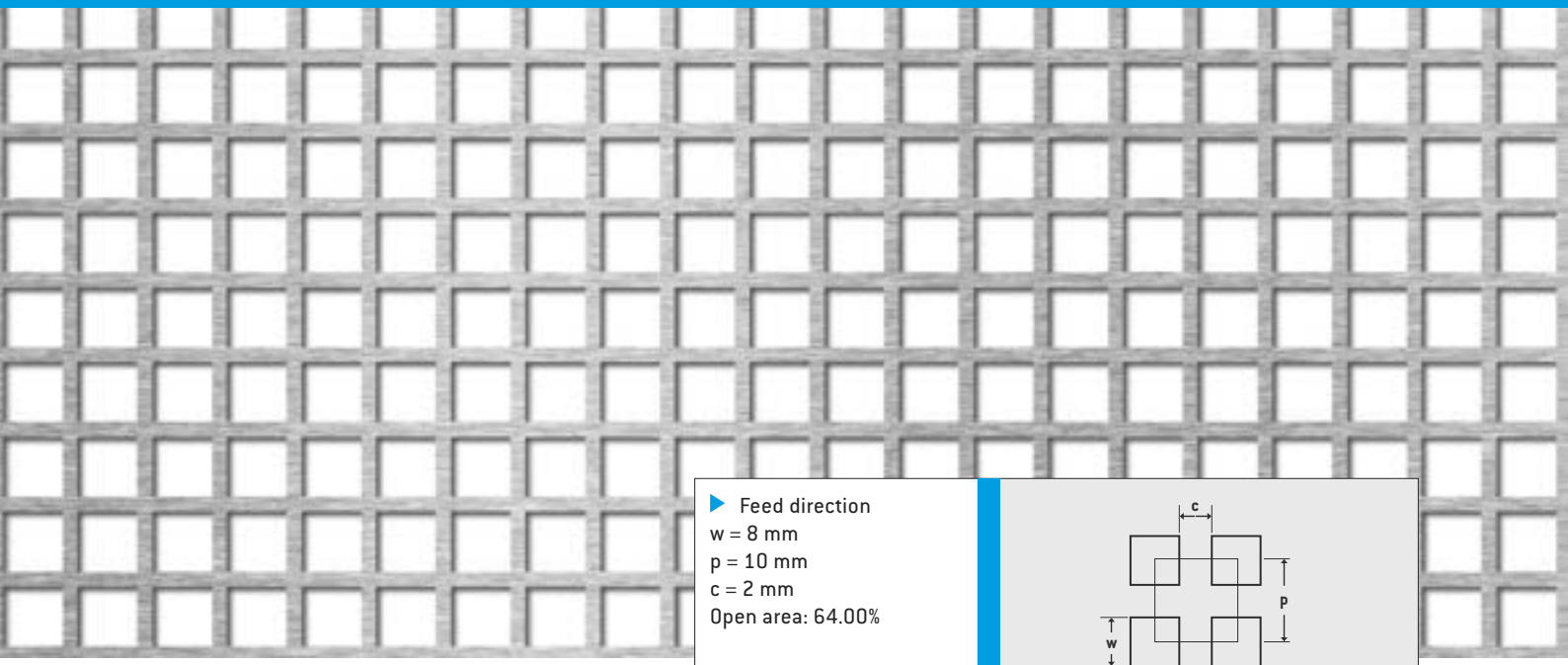

▶ Feed direction
w = 8 mm
p = 10 mm
c = 2 mm
Open area: 64.00%

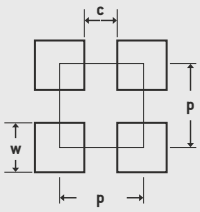

Material (desired formats also available in powder-coated finish)	Material thickness in mm	Desired format	Small format 1000 x 2000 mm	Medium format 1250 x 2500 mm	Large format 1500 x 3000 mm	Weight kg/m²
Steel						
	1.00	500849	100061	155021	155022	2.8
	1.50	501713	100062	100296	155023	4.2
	2.00	502472	100063	155024	155025	5.7
Pre-galvanised						
DX51D	1.00	500751	100223	101387	155026	2.8
	1.50	501614	100422	101388	155027	4.2
	2.00	502385	101676	155029	155030	5.7
Aluminium						
EN AW-1050A H24	1.00	500277	155048	155049	155050	1.0
	1.50	500955	155051	155052	155053	1.5
	2.00	501811	155054	155055	155056	1.9
Stainless steel						
X5CrNi18-10 2B AISI 304	1.00	500513	100003	155031	155032	2.8
	1.50	501351	100359	156686	155034	4.2
	2.00	502204	101677			5.7
X2CrNiMo17-12-2 2B AISI 316 L	1.00	500438	155037			2.8
	1.50	501266	155038		155040	4.2
X6CrNiMoTi17-12 2B AISI 316 Ti	1.00	500659	155042	155043		2.8
	1.50	501521	155044	155045	155046	4.2

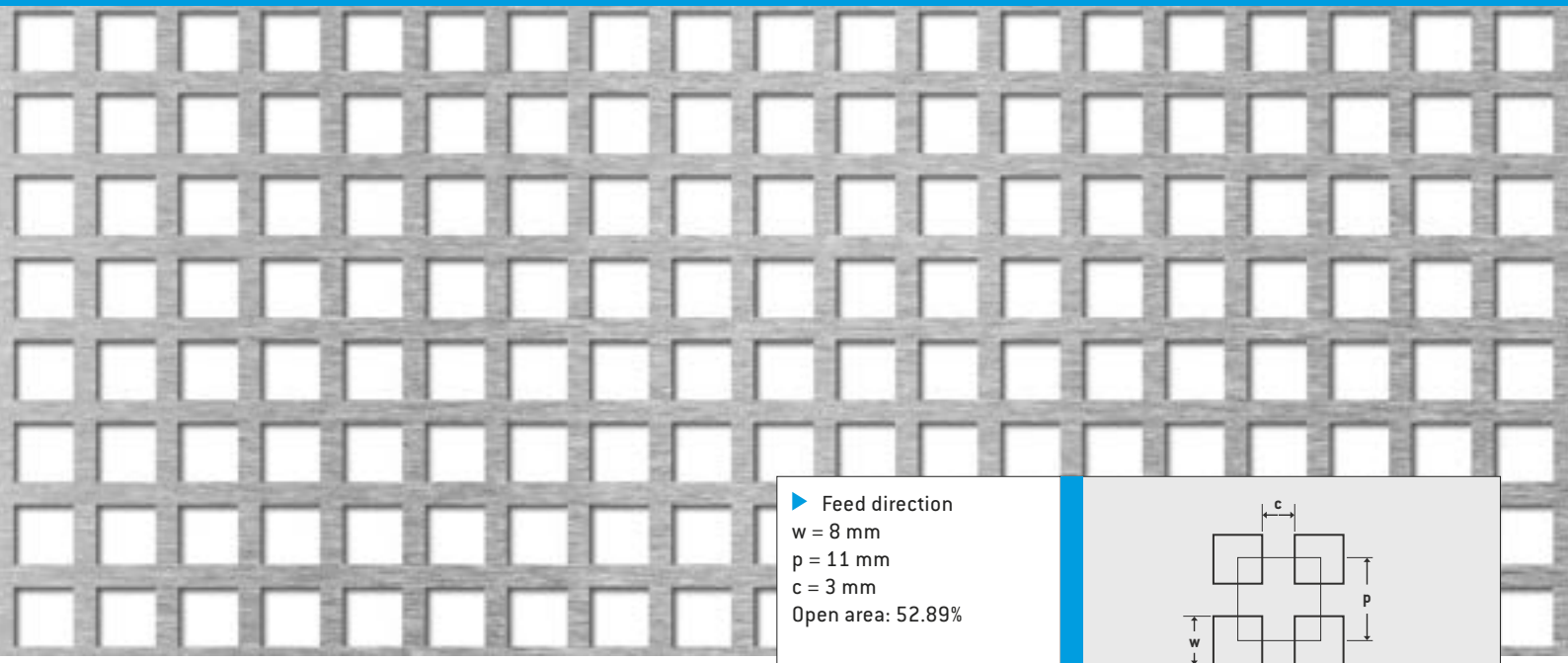

▶ Feed direction
w = 8 mm
p = 11 mm
c = 3 mm
Open area: 52.89%

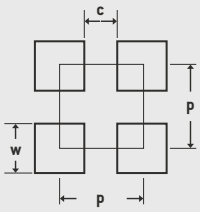

Material (desired formats also available in powder-coated finish)	Material thickness in mm	Desired format	Small format 1000 x 2000 mm	Medium format 1250 x 2500 mm	Large format 1500 x 3000 mm	Weight kg/m²
Steel						
	1.00	500850	154580	155061	155062	3.7
	1.50	501714	101047	155063	155064	5.5
	2.00	502473	155065	155066	155067	7.4
Pre-galvanised						
DX51D	1.00	500752	155068	155069	155070	3.7
	1.50	501615	155071	155072	155073	5.5
	2.00	502386	155074	155075	155076	7.4
Aluminium						
EN AW-1050A H24	1.00	500278	155101	155102	155103	1.3
	1.50	500956	155104	155105	155106	1.9
	2.00	501812	155107	155108	155109	2.5
EN AW-5754 H22	1.00	500363	155113	155114	155115	1.3
Stainless steel						
X5CrNi18-10 2B AISI 304	1.00	500514	155077	155078	155079	3.7
	1.50	501352	155083	155084	155085	5.5
	2.00	502205	155081			7.4
X2CrNiMo17-12-2 2B AISI 316 L	1.00	500439	155090			3.7
	1.50	501267	155091		155093	5.5
	2.00	502147	155094			7.4
X6CrNiMoTi17-12 2B AISI 316 Ti	1.00	500660	155095	155096		3.7
	1.50	501522	155097	155098	155099	5.5
	2.00	502318	155100			7.4

SIMPLY CLICK TO EXPAND // ALL INFORMATION AT A GLANCE
You will find information on the following topics in the front expanded page: tables, desired format and powder coating!

C8 U12

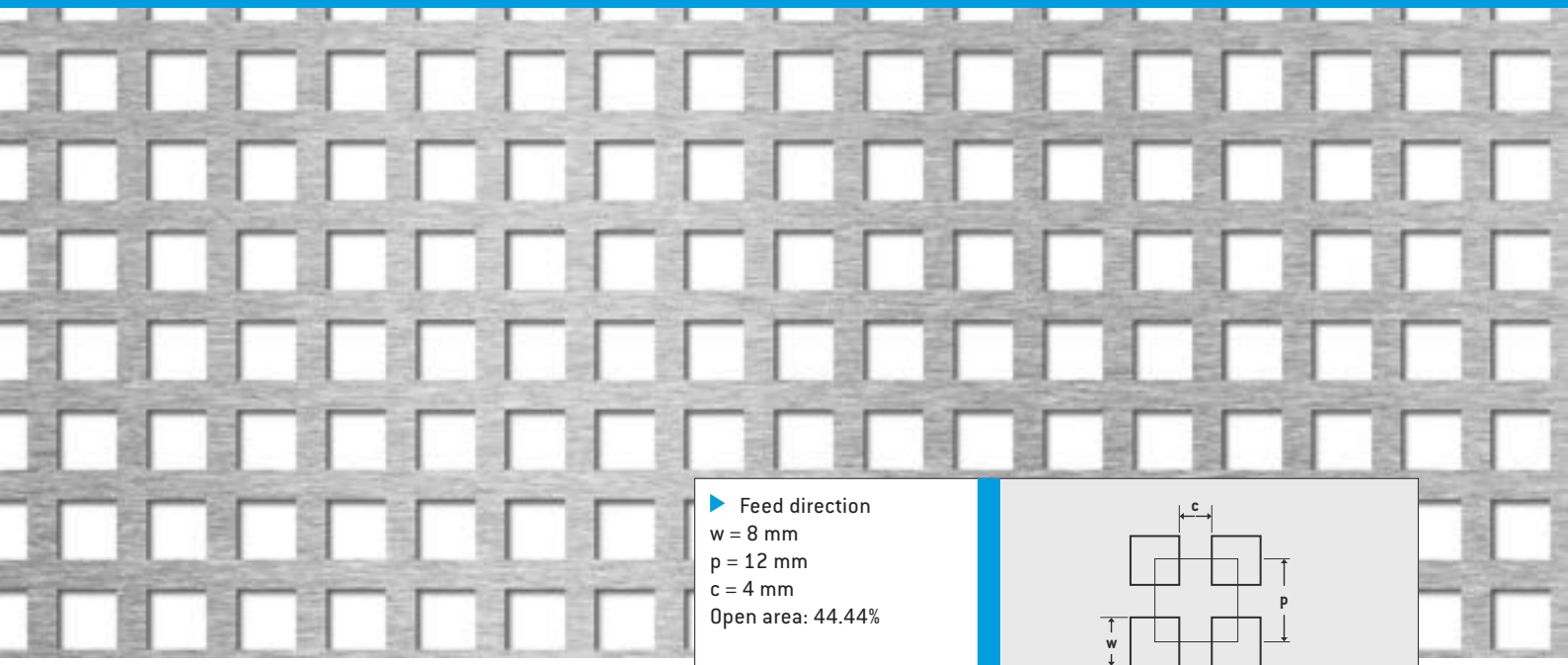

▶ Feed direction
w = 8 mm
p = 12 mm
c = 4 mm
Open area: 44.44%

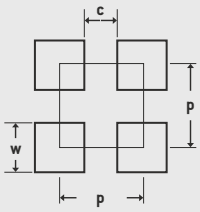

Material (desired formats also available in powder-coated finish)	Material thickness in mm	Desired format	Small format 1000 x 2000 mm	Medium format 1250 x 2500 mm	Large format 1500 x 3000 mm	Weight kg/m²
Steel						
	1.00	500851	100064	100144	155119	4.4
	1.50	501715	100065	100145	100163	6.5
	2.00	502474	100066	100146	100164	8.7
Pre-galvanised						
DX51D	1.00	500753	100224	155120	155121	4.4
	1.50	501616	100390	100432	155122	6.5
	2.00	502387	100347	101604	155124	8.7
Aluminium						
EN AW-1050A H24	1.00	500279	155147	155148	155149	1.5
	1.50 M	500957	100177	155150	155151	2.3
	2.00	501813	100178	100358	101313	3.0
// PVC coated on one side	1.50	501051	155152	155153		2.3
	2.00	501906	155154	155155	155156	3.0
EN AW-5005 H24 EQ, PVC 1 side	1.50	501135	155165			2.3
// PVC coated on both sides	2.00	501970	156489			3.0
// pre-anodised 2 sides E6/C0, PVC 1 side	2.00	502041	155174	155175	155176	3.0
EN AW-5754 H22	1.00	500364	155157	155158	155159	1.5
	1.50	501192	155160	155161		2.3
	2.00	502096	155163	155164		3.0
Stainless steel						
X5CrNi18-10 2B AISI 304	1.00	500515	100372	155125	155126	4.4
	1.50	501353	100004	100337	154576	6.5
	2.00	502206	101431	155131	155132	8.7
// polished 1 side grain 240, PVC 1 side	1.00	500590	155127			4.4
	1.50	501465	155128	155129	155130	6.5
	2.00	502272	155133			8.7
X2CrNiMo17-12-2 2B AISI 316 L	1.00	500440	155136			4.4
	1.50	501268	155137		155139	6.5
	2.00	502148	155140			8.7
X6CrNiMoTi17-12 2B AISI 316 Ti	1.00	500661	155141	155142		4.4
	1.50	501523	155143	155144	155145	6.5
	2.00	502319	155146			8.7



▶ Feed direction
w = 8 mm
p = 24 mm
c = 16 mm
Open area: 11.11%

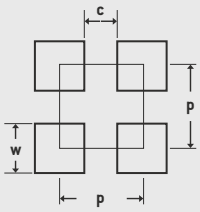

Material (desired formats also available in powder-coated finish)	Material thickness in mm	Desired format	Small format 1000 x 2000 mm	Medium format 1250 x 2500 mm	Large format 1500 x 3000 mm	Weight kg/m²
Steel						
	1.00	500852	155179	155180	155181	7.0
	1.50	501716	100562	155177	155178	10.5
	2.00	502475	155182	155183	155184	14.0
	2.99	502545	155185	155186	155187	20.9
Pre-galvanised						
DX51D	1.00	500754	155188	155189	155190	7.0
	1.50	501617	101448	155191	155192	10.5
	2.00	502388	155193	155194	155195	14.0
	3.00	502784	155196			20.9
Aluminium						
EN AW-1050A H24	1.00	500280	155226	155227	155228	2.4
	1.50	500958	155229	155230	155231	3.6
	2.00	501814	155234	155235	155236	4.8
	3.00	502604	155238	155239	155240	7.2
// PVC coated on one side	1.50	501052	155232	155233		3.6
	2.00	501907	100544	101166	155237	4.8
EN AW-5005 H24 EQ, PVC 1 side	1.50	501136	155250			3.6
	3.00	502666			155258	7.2
// PVC coated on both sides	2.00	501971	156485	156534	156583	4.8
// pre-anodised 2 sides E6/C0, PVC 1 side	2.00	502042	155259	155260	155261	4.8
EN AW-5754 H22	1.00	500365	155241	155242	155243	2.4
	1.50	501193	155244	155245	155246	3.6
	2.00	502097	155247	155248		4.8
Stainless steel						
X5CrNi18-10 2B AISI 304	1.00	500516	155197	155198	155199	7.0
	1.50	501354	154574	155201	155202	10.5
	2.00	502207	155208	155209	155210	14.0
	3.00	502705	155214			20.9
// polished 1 side grain 240, PVC 1 side	1.00	500591	155200			7.0
	1.50	501466	155203	155204	155205	10.5
	2.00	502273	155211	155212		14.0
// polished 2 sides grain 240, PVC 2 sides	1.50 M	501411	101167	155206	155207	10.5
X2CrNiMo17-12-2 2B AISI 316 L	1.50	501269	155215		155217	10.5
	2.00	502149	155218			14.0
X6CrNiMoTi17-12 2B AISI 316 Ti	1.00	500662	155219	155220		7.0
	1.50	501524	155221	155222	155223	10.5
	2.00	502320	155224			14.0
	3.00	502739	155225			20.9

SIMPLY CLICK TO EXPAND // ALL INFORMATION AT A GLANCE
You will find information on the following topics in the front expanded page: tables, desired format and powder coating!

C9.2 U34

▶ Feed direction
w = 9.2 mm
p = 34 mm
c = 24.8 mm
Open area: 7.32%

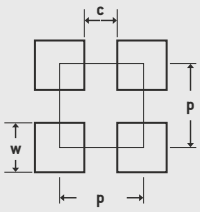

Material (desired formats also available in powder-coated finish)	Material thickness in mm	Desired format	Small format 1000 x 2000 mm	Medium format 1250 x 2500 mm	Large format 1500 x 3000 mm	Weight kg/m²
Steel						
	1.00	500853	155262	155263	155264	7.3
	1.50	501717	154581	155265	155266	10.9
	2.00	502476	155267	155268	155269	14.6
Pre-galvanised						
DX51D	1.00	500755	155270	155271	155272	7.3
	1.50	501618	155273	155274	155275	10.9
	2.00	502389	155276	155277	155278	14.6
Aluminium						
EN AW-1050A H24	1.00	500281	155284	155285	155286	2.5
	1.50	500959	155287	155288	155289	3.8
	2.00	501815	155292	155293	155294	5.0
// PVC coated on one side	1.50	501053	155290	155291		3.8
	2.00	501908	155295	155296	155297	5.0
EN AW-5005 H24 EQ, PVC 1 side	1.50	501137	155306			3.8
	3.00	502667				7.5
// pre-anodised 2 sides E6/C0, PVC 1 side	2.00	502043	155314	155315	155316	5.0
EN AW-5754 H22	1.00	500366	155298	155299	155300	2.5
	1.50	501194	155301	155302	155303	3.8
	2.00	502098	155304	155305		5.0
Stainless steel						
X5CrNi18-10 2B AISI 304	1.00	500517	155279	155280		7.3
// polished 1 side grain 240, PVC 1 side	1.00	500592	155281			7.3
X6CrNiMoTi17-12 2B AISI 316 Ti	1.00	500663	155282	155283		7.3

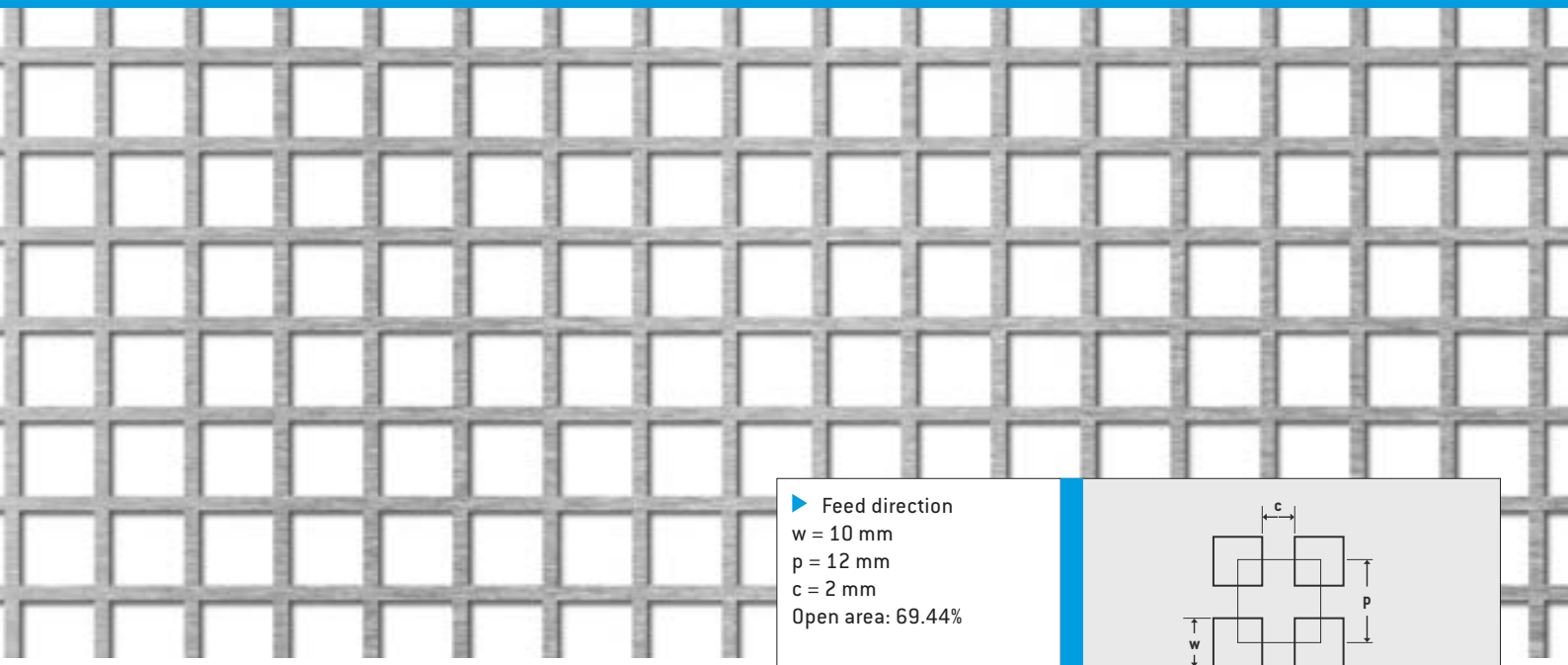

▶ Feed direction
w = 10 mm
p = 12 mm
c = 2 mm
Open area: 69.44%

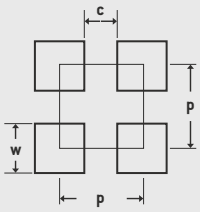

Material (desired formats also available in powder-coated finish)	Material thickness in mm	Desired format	Small format 1000 x 2000 mm	Medium format 1250 x 2500 mm	Large format 1500 x 3000 mm	Weight kg/m²
Steel						
	1.00	500828	100067	155317	155318	2.4
	1.50	501693	100068	100147	101316	3.6
	2.00	502454	100069	155319	155320	4.8
Pre-galvanised						
DX51D	1.00 M	500730	100225	101426	155321	2.4
	1.50	501594	100783	100286	101234	3.6
	2.00	502368	101605	155323	155324	4.8
Aluminium						
EN AW-1050A H24	1.00	500260	155341	155342	155343	0.8
	1.50	500934	155344	101434	155345	1.2
	2.00	501792	155348	101607	155350	1.7
EN AW-5754 H22	1.00	500343	155354	155355		0.8
	1.50	501173	155356	155357	155358	1.2
	2.00	502078	155359	155360		1.7
Stainless steel						
X5CrNi18-10 2B AISI 304	1.00	500494	100309	155325	155326	2.4
	1.50	501334	100005	100030	101391	3.6
	2.00	502187	101606			4.8
X2CrNiMo17-12-2 2B AISI 316 L	1.50	501249	155331			3.6
X6CrNiMoTi17-12 2B AISI 316 Ti	1.00	500642	155335	155336		2.4
	1.50	501506	155337	155338		3.6

SIMPLY CLICK TO EXPAND // ALL INFORMATION AT A GLANCE
You will find information on the following topics in the front expanded page: tables, desired format and powder coating!

C10 U14

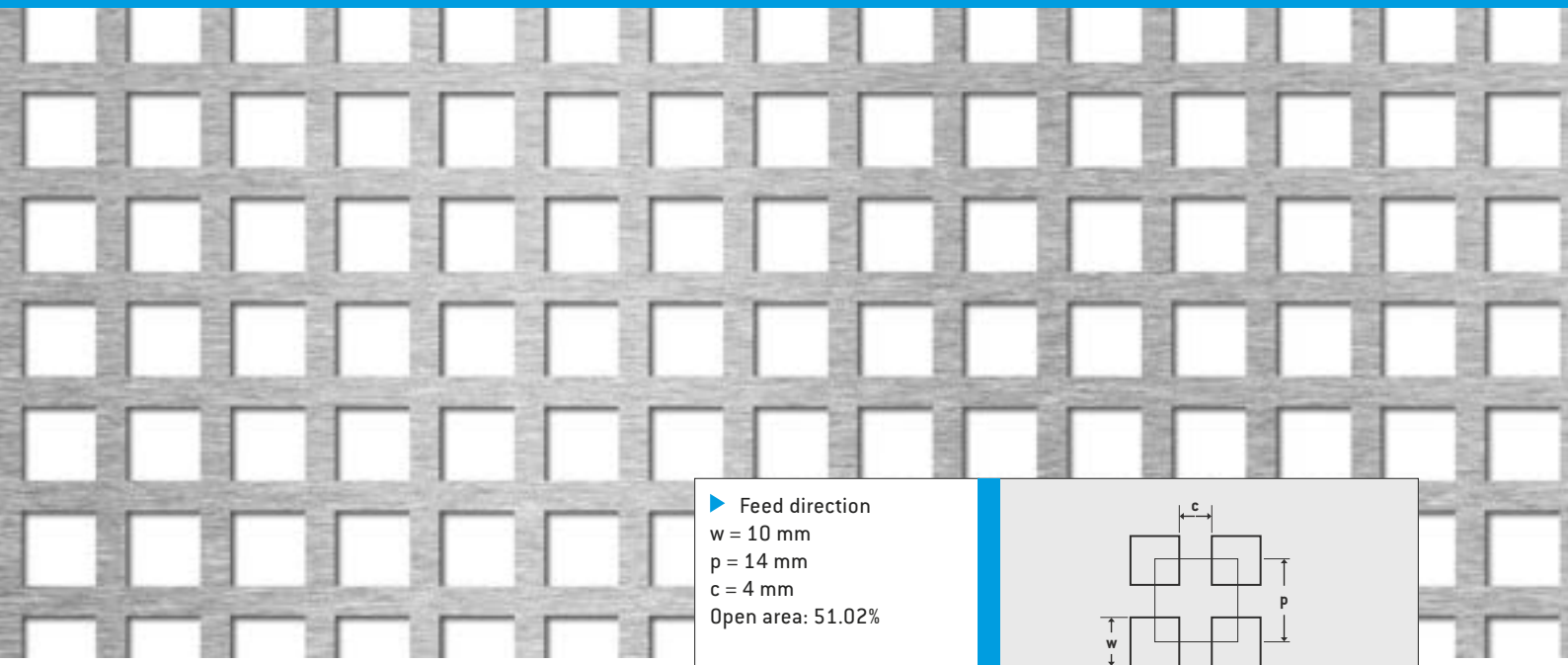

▶ Feed direction
w = 10 mm
p = 14 mm
c = 4 mm
Open area: 51.02%

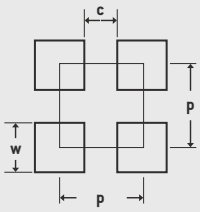

Material (desired formats also available in powder-coated finish)	Material thickness in mm	Desired format	Small format 1000 x 2000 mm	Medium format 1250 x 2500 mm	Large format 1500 x 3000 mm	Weight kg/m²
Steel						
	1.00 Ⓜ	500829	100070	155367	155368	3.8
	1.50	501694	100071	100269	155369	5.8
	2.00	502455	100072	100332	155370	7.7
	2.99	502531	155371	155372		11.5
Pre-galvanised						
DX51D	1.00	500731	100226	100433	155373	3.8
	1.50	501595	100297	100331	155374	5.8
	2.00	502369	100510	155375	155376	7.7
	3.00	502770	155377			11.5
Aluminium						
EN AW-1050A H24	1.00	500261	155403	155404	155405	1.3
	1.50	500935	155406	155407	155408	2.0
	2.00	501793	155411	155412	155413	2.6
	3.00	502588	155417	155418	155419	4.0
// PVC coated on one side	1.50	501035	155409	155410		2.0
	2.00	501889	155414	155415	155416	2.6
EN AW-5005 H24 EQ, PVC 1 side	1.50	501119	155420			2.0
	3.00	502651			155425	4.0
// PVC coated on both sides	2.00	501956	156486			2.6
// pre-anodised 2 sides E6/C0, PVC 1 side	2.00	502024	155426	155427	155428	2.6
EN AW-5754 H22	1.00	500344	155399	155400	155401	1.3
	1.50	501174	100451	157898	155402	2.0
	2.00	502079	100518	157899		2.6
Stainless steel						
X5CrNi18-10 2B AISI 304	1.00	500495	100006	155378	155379	3.8
	1.50	501335	100417	155380	155381	5.8
	2.00	502188	100273	155385		7.7
// polished 1 side grain 240, PVC 1 side	1.50	501450	155382	155383	155384	5.8
	2.00	502259	155386			7.7
X2CrNiMo17-12-2 2B AISI 316 L	1.00	500423	155388			3.8
	1.50	501250	155389		155391	5.8
	2.00	502131	155392			7.7
X6CrNiMoTi17-12 2B AISI 316 Ti	1.00	500643	155393	155394		3.8
	1.50	501507	155395	155396	155397	5.8
	2.00	502304	155398			7.7

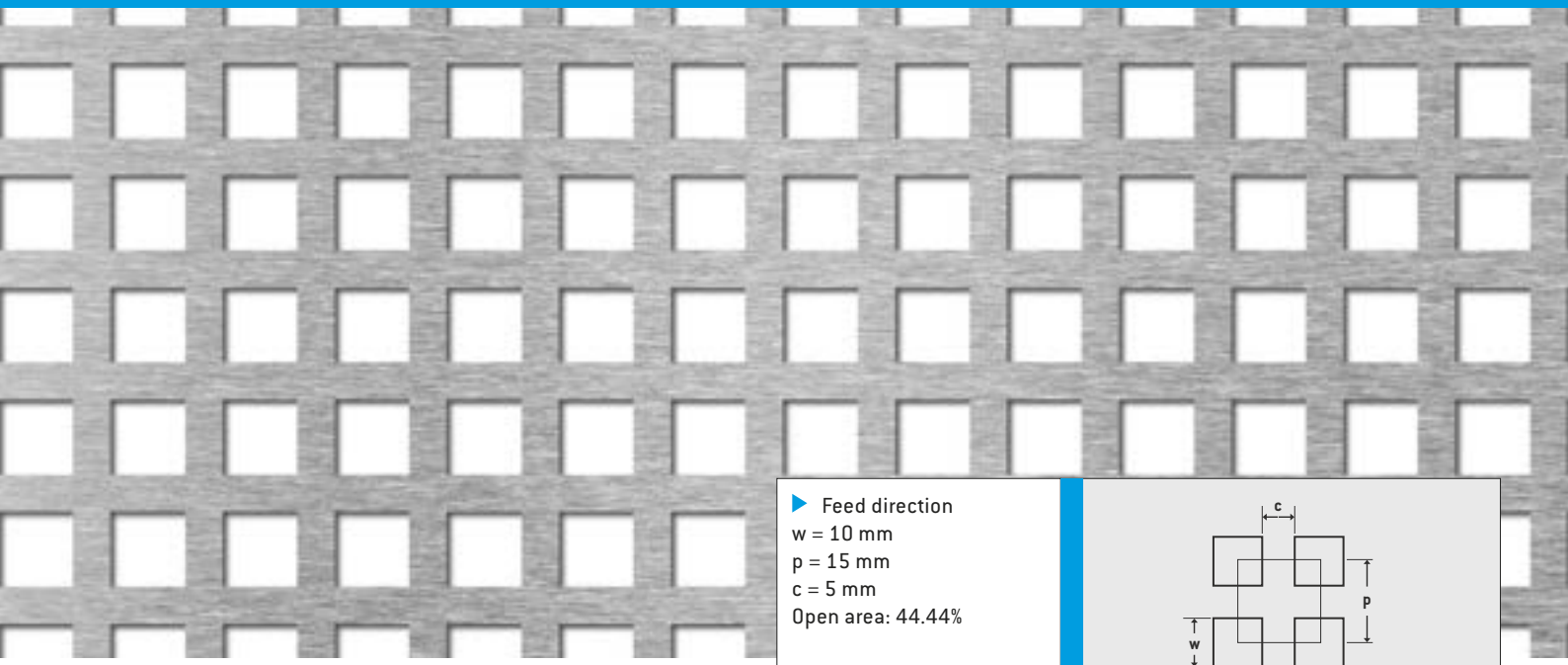

▶ Feed direction
w = 10 mm
p = 15 mm
c = 5 mm
Open area: 44.44%

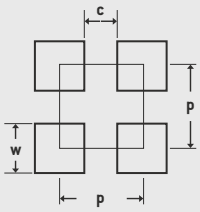

Material (desired formats also available in powder-coated finish)	Material thickness in mm	Desired format	Small format 1000 x 2000 mm	Medium format 1250 x 2500 mm	Large format 1500 x 3000 mm	Weight kg/m²
Steel						
	1.00	500830	100073	100148	100165	4.4
	1.50	501695	100074	100149	100166	6.5
	2.00	502456	100075	100150	100167	8.7
	2.99	502532	100076	100369	155429	13.0
Post-production hot-dip galvanised steel	2.00		100455	101230		8.7
Pre-galvanised						
DX51D	1.00	500732	100227	100252	101392	4.4
	1.50	501596	100228	100253	100303	6.5
	2.00	502370	100229	100379	100381	8.7
	3.00	502771	155430			13.1
Aluminium						
EN AW-1050A H24	1.00	500262	100179	155442	155443	1.5
	1.50	500936	100180	100446	156656	2.3
	2.00	501794	100181	100389	100395	3.0
	3.00	502589	100182	100402	101608	4.5
// PVC coated on one side	1.50	501036	155444	155445		2.3
	2.00	501890	155446	155447	155448	3.0
EN AW-5005 H24 EQ, PVC 1 side	1.50	501120	155461			2.3
	3.00	502652			155469	4.5
// PVC coated on both sides	2.00	501957	156487			3.0
// pre-anodised 2 sides E6/C0, PVC 1 side	2.00	502025	101287	155459	155460	3.0
EN AW-5754 H22	1.00	500345	155450	155451	155452	1.5
	1.50	501175	155453	155454	155455	2.3
	2.00	502080	155456	155457		3.0
Stainless steel						
X5CrNi18-10 2B AISI 304	1.00	500496	100007	100388	155431	4.4
	1.50	501336	100008	100281	101168	6.5
	2.00	502189	100009	100294	100349	8.7
// polished 1 side grain 240, PVC 1 side	1.50 M	501451	100503	157909	155432	6.5
// polished 2 sides grain 240, PVC 2 sides	1.50		101169			6.5
	2.00		101612			8.7
X2CrNiMo17-12-2 2B AISI 316 L	1.00	500424	155433			4.4
	1.50	501251	155434		155436	6.5
	2.00	502132	155437			8.7
X6CrNiMoTi17-12 2B AISI 316 Ti	1.00	500644	155438	155439		4.4
	1.50	501508	100038	155440	155441	6.5
	2.00	502305	100368			8.7

SIMPLY CLICK TO EXPAND // ALL INFORMATION AT A GLANCE
You will find information on the following topics in the front expanded page: tables, desired format and powder coating!

C10 U30

▶ Feed direction
w = 10 mm
p = 30 mm
c = 20 mm
Open area: 11.11%

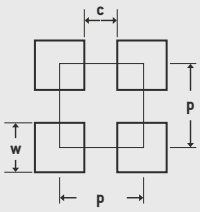

Material (desired formats also available in powder-coated finish)	Material thickness in mm	Desired format	Small format 1000 x 2000 mm	Medium format 1250 x 2500 mm	Large format 1500 x 3000 mm	Weight kg/m²
Steel						
	1.00	500831	101196	155470	155471	7.0
	1.50	501696	101197	155472	155473	10.5
	2.00	502457	100454	101320	101321	14.0
	2.99	502533	155474	155475	155476	20.9
Post-production hot-dip galvanised steel	2.00		101400			14.0
Pre-galvanised						
DX51D	1.00	500733	155477	155478	155479	7.0
	1.50	501597	101449	155480	155481	10.5
	2.00	502371	155482	155483	155484	14.0
	3.00	502772	155485			20.9
Aluminium						
EN AW-1050A H24	1.00	500263	155508	155509	155510	2.4
	1.50	500937	155511	155512	155513	3.6
	2.00	501795	101352	101404	155516	4.8
	3.00	502590	155517	155518	155519	7.2
// PVC coated on one side	1.50	501037	155514	155515		3.6
	2.00 M	501891	100492	101039	100566	4.8
EN AW-5005 H24 EQ, PVC 1 side	1.50	501121	155529			3.6
	3.00	502653			155567	7.2
// PVC coated on both sides	2.00	501958	156488	156537	156586	4.8
// pre-anodised 2 sides E6/C0, PVC 1 side	2.00	502026	155538	155539	155540	4.8
EN AW-5754 H22	1.00	500346	155520	155521	155522	2.4
	1.50	501176	155523	155524	155525	3.6
	2.00	502081	155526	155527		4.8
Stainless steel						
X5CrNi18-10 2B AISI 304	1.00	500497	155487	155488	155489	7.0
	1.50	501337	157923	154578	155490	10.5
	2.00	502190	155491	155492	155493	14.0
// PVC coated on one side	1.00	500561	156622			7.0
// polished 1 side grain 240, PVC 1 side	1.00	500578	101151			7.0
	1.50 M	501452	100504	100542	156724	10.5
	2.00	502260	155494	155495		14.0
// polished 2 sides grain 240, PVC 2 sides	1.50	501405	100574	100586	101171	10.5
	2.00		101613			14.0
X2CrNiMo17-12-2 2B AISI 316 L	1.00	500425	155497			7.0
	1.50	501252	155498		155500	10.5
	2.00	502133	155501			14.0
X6CrNiMoTi17-12 2B AISI 316 Ti	1.00	500645	155502	155503		7.0
	1.50	501509	155504	155505	155506	10.5
	2.00	502306	155507			14.0



▶ Feed direction
w = 15 mm
p = 20 mm
c = 5 mm
Open area: 56.25%

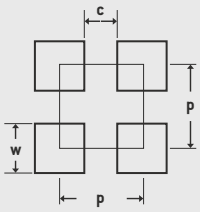

Material (desired formats also available in powder-coated finish)	Material thickness in mm	Desired format	Small format 1000 x 2000 mm	Medium format 1250 x 2500 mm	Large format 1500 x 3000 mm	Weight kg/m²
Steel						
	1.00	500832	155541	155542	155543	3.4
	1.50 Ⓜ	501697	100078	100288	155544	5.2
	2.00	502458	100079	100364	100391	6.9
	2.99	502534	100080	155545	155546	10.3
Pre-galvanised						
DX51D	1.00	500734	155547	155548	155549	3.4
	1.50	501598	155550	155551	155552	5.2
	2.00	502372	101609	155554	155555	6.9
	3.00	502773	155556			10.3
Aluminium						
EN AW-1050A H24	1.00	500264	155585	155586	155587	1.2
	1.50	500938	155588	155589	155590	1.8
	2.00	501796	155593	155594	155595	2.4
	3.00	502591	155599	155600	155601	3.5
// PVC coated on one side	1.50	501038	155591	155592		1.8
	2.00	501892	155596	155597	155598	2.4
EN AW-5005 H24 EQ, PVC 1 side	1.50	501122	155611			1.8
	3.00	502654			155619	3.5
// PVC coated on both sides	2.00	501959	156481			2.4
// pre-anodised 2 sides E6/C0, PVC 1 side	2.00	502027	155620	155621	155622	2.4
EN AW-5754 H22	1.00	500347	155602	155603	155604	1.2
	1.50	501177	155605	155606	155607	1.8
	2.00	502082	155608	155609		2.4
Stainless steel						
X5CrNi18-10 2B AISI 304	1.00	500498	155557	155558	155559	3.4
	1.50	501338	155561	155562	155563	5.2
	2.00	502191	156463	155568	155569	6.9
	3.00	502697	155572			10.3
// polished 1 side grain 240, PVC 1 side	1.00	500579	155560			3.4
	1.50	501453	155564	155565	155566	5.2
	2.00	502261	155570			6.9
X2CrNiMo17-12-2 2B AISI 316 L	1.00	500426	155573			3.4
	1.50	501253	155574		155576	5.2
	2.00	502134	155577			6.9
X6CrNiMoTi17-12 2B AISI 316 Ti	1.00	500646	155578	155579		3.4
	1.50	501510	155580	155581	155582	5.2
	2.00	502307	155583			6.9
	3.00	502732	155584			10.3

SIMPLY CLICK TO EXPAND // ALL INFORMATION AT A GLANCE
You will find information on the following topics in the front expanded page: tables, desired format and powder coating!

C15 U40

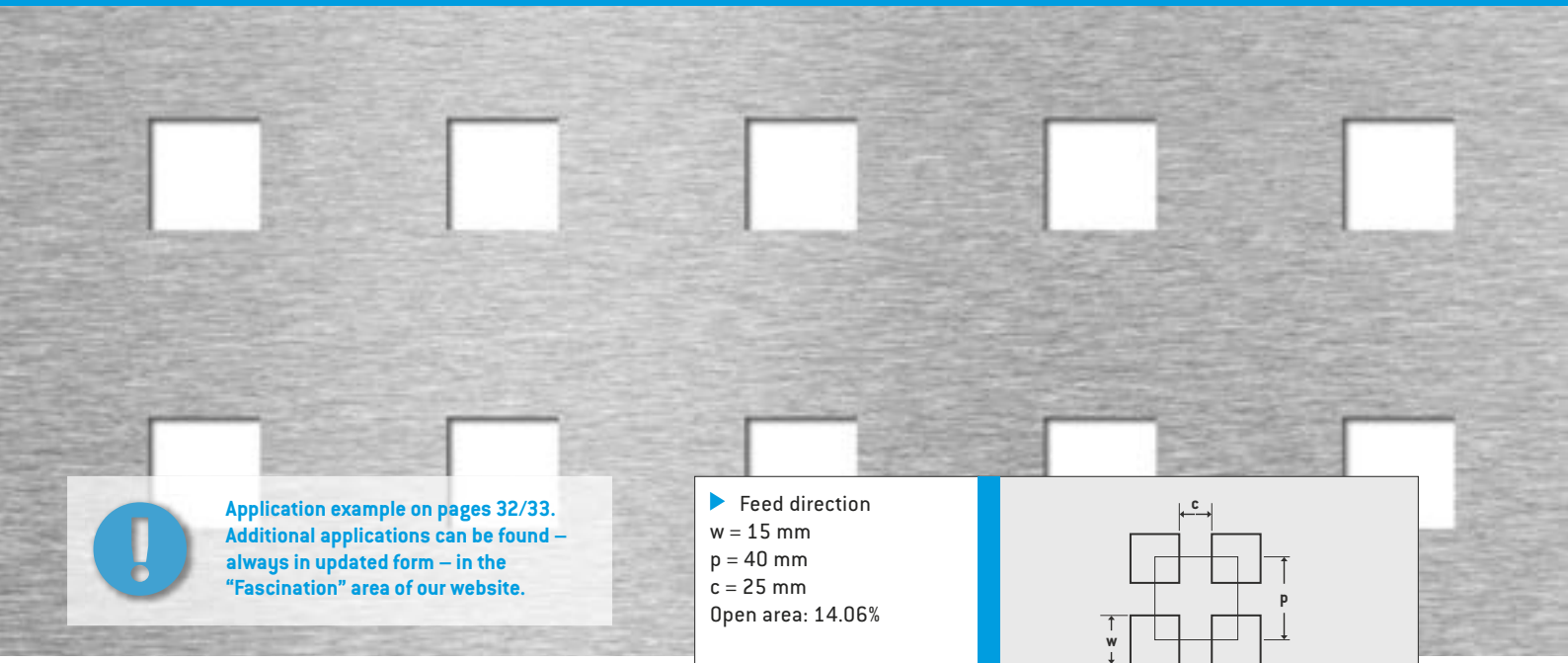

Application example on pages 32/33. Additional applications can be found – always in updated form – in the "Fascination" area of our website.

▶ Feed direction
w = 15 mm
p = 40 mm
c = 25 mm
Open area: 14.06%

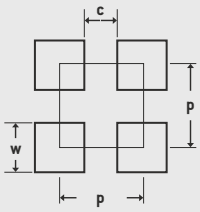

Material (desired formats also available in powder-coated finish)	Material thickness in mm	Desired format	Small format 1000 x 2000 mm	Medium format 1250 x 2500 mm	Large format 1500 x 3000 mm	Weight kg/m²
Steel						
	1.00	500833	155623	155624	155625	6.7
	1.50	501698	155626	155627	155628	10.1
	2.00	502459	155629	155630	155631	13.5
	2.99	502535	155632	155633	155634	20.2
Pre-galvanised						
DX51D	1.00	500735	155635	155636	155637	6.7
	1.50	501599	101450	155638	155639	10.1
	2.00	502373	155640	155641	155642	13.5
	3.00	502774	155643			20.2
Aluminium						
EN AW-1050A H24	1.00	500265	155671	155672	155673	2.3
	1.50	500939	155674	155675	155676	3.5
	2.00	501797	101460	101461	155679	4.6
	3.00	502592	155680	155681	155682	7.0
// PVC coated on one side	1.50	501039	155677	155678		3.5
	2.00 M	501893	101172	101173	101445	4.6
EN AW-5005 H24 EQ, PVC 1 side	1.50	501123	155692			3.5
	3.00	502655			155700	7.0
// PVC coated on both sides	2.00	501960	156482	156531	156580	4.6
// pre-anodised 2 sides E6/C0, PVC 1 side	2.00	502028	155701	155702	155703	4.6
EN AW-5754 H22	1.00	500348	155683	155684	155685	2.3
	1.50	501178	155686	155687	155688	3.5
	2.00	502083	155689	155690		4.6
Stainless steel						
X5CrNi18-10 2B AISI 304	1.00	500499	155644	155645	155646	6.7
	1.50	501339	156687	155648	155649	10.1
	2.00	502192	155653	155654	155655	13.5
	3.00	502698	156431			20.2
// polished 1 side grain 240, PVC 1 side	1.00	500580	155647			6.7
	1.50	501454	155650	155651	155652	10.1
	2.00	502262	155656	155657		13.5
// polished 2 sides grain 240, PVC 2 sides	1.50 M	501406	100606	101040	157927	10.1
	2.00		101614			13.5
X2CrNiMo17-12-2 2B AISI 316 L	1.50	501254	155660		155662	10.1
	2.00	502135	155663			13.5
X6CrNiMoTi17-12 2B AISI 316 Ti	1.00	500647	155664	155665		6.7
	1.50	501511	155666	155667	155668	10.1
	2.00	502308	155669			13.5
	3.00	502733				20.2

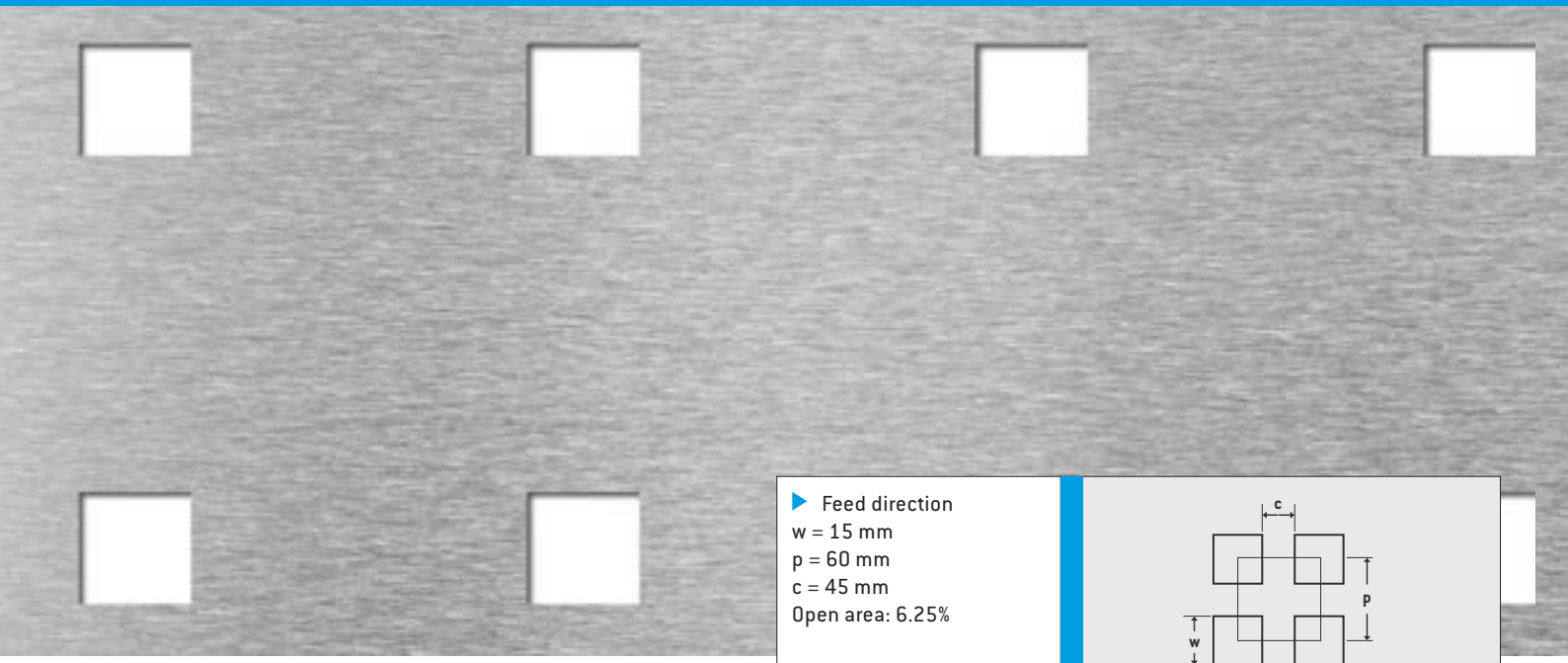

▶ Feed direction
w = 15 mm
p = 60 mm
c = 45 mm
Open area: 6.25%

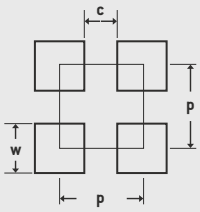

Material (desired formats also available in powder-coated finish)	Material thickness in mm	Desired format	Small format 1000 x 2000 mm	Medium format 1250 x 2500 mm	Large format 1500 x 3000 mm	Weight kg/m²
Steel						
	1.00	500834	155704	155705	155706	7.4
	1.50	501699	155707	155708	155709	11.0
	2.00	502460	157910	157902	155710	14.7
	2.99	502536	155711	155712	155713	22.0
Pre-galvanised						
DX51D	1.00	500736	155714	155715	155716	7.4
	1.50	501600	101451	155717	155718	11.0
	2.00	502374	155719	155720	155721	14.7
	3.00	502775	155722			22.1
Aluminium						
EN AW-1050A H24	1.00	500266	155752	155753	155754	2.5
	1.50	500940	155755	155756	155757	3.8
	2.00	501798	101462	101463	155760	5.1
	3.00	502593	155761	155762	155763	7.6
// PVC coated on one side	1.50	501040	155758	155759		3.8
	2.00 M	501894	100784	100534	101041	5.1
EN AW-5005 H24 EQ, PVC 1 side	1.50	501124	155773			3.8
	3.00	502656			155781	7.6
// PVC coated on both sides	2.00	501961	156483	156532	156581	5.1
// pre-anodised 2 sides E6/C0, PVC 1 side	2.00	502029	155782	155783	155784	5.1
EN AW-5754 H22	1.00	500349	155764	155765	155766	2.5
	1.50	501179	155767	155768	155769	3.8
	2.00	502084	155770	155771		5.1
Stainless steel						
X5CrNi18-10 2B AISI 304	1.00	500500	155723	155724	155725	7.4
	1.50	501340	155727	155728	155729	11.0
	2.00	502193	155734	155735	155736	14.7
	3.00	502699	155739			22.1
// polished 1 side grain 240, PVC 1 side	1.00	500581	155726			7.4
	1.50	501455	155730	155731	155732	11.0
	2.00	502263	155737	155738		14.7
// polished 2 sides grain 240, PVC 2 sides	1.50	501407	101326	101327	155733	11.0
	2.00		101615			14.7
X2CrNiMo17-12-2 2B AISI 316 L	1.00	500427	155740			7.4
	1.50	501255	155741		155743	11.0
	2.00	502136	155744			14.7
X6CrNiMoTi17-12 2B AISI 316 Ti	1.00	500648	155745	155746		7.4
	1.50	501512	155747	155748	155749	11.0
	2.00	502309	155750			14.7
	3.00	502734	155751			22.1

SIMPLY CLICK TO EXPAND // ALL INFORMATION AT A GLANCE
You will find information on the following topics in the front expanded page: tables, desired format and powder coating!

C20 U25

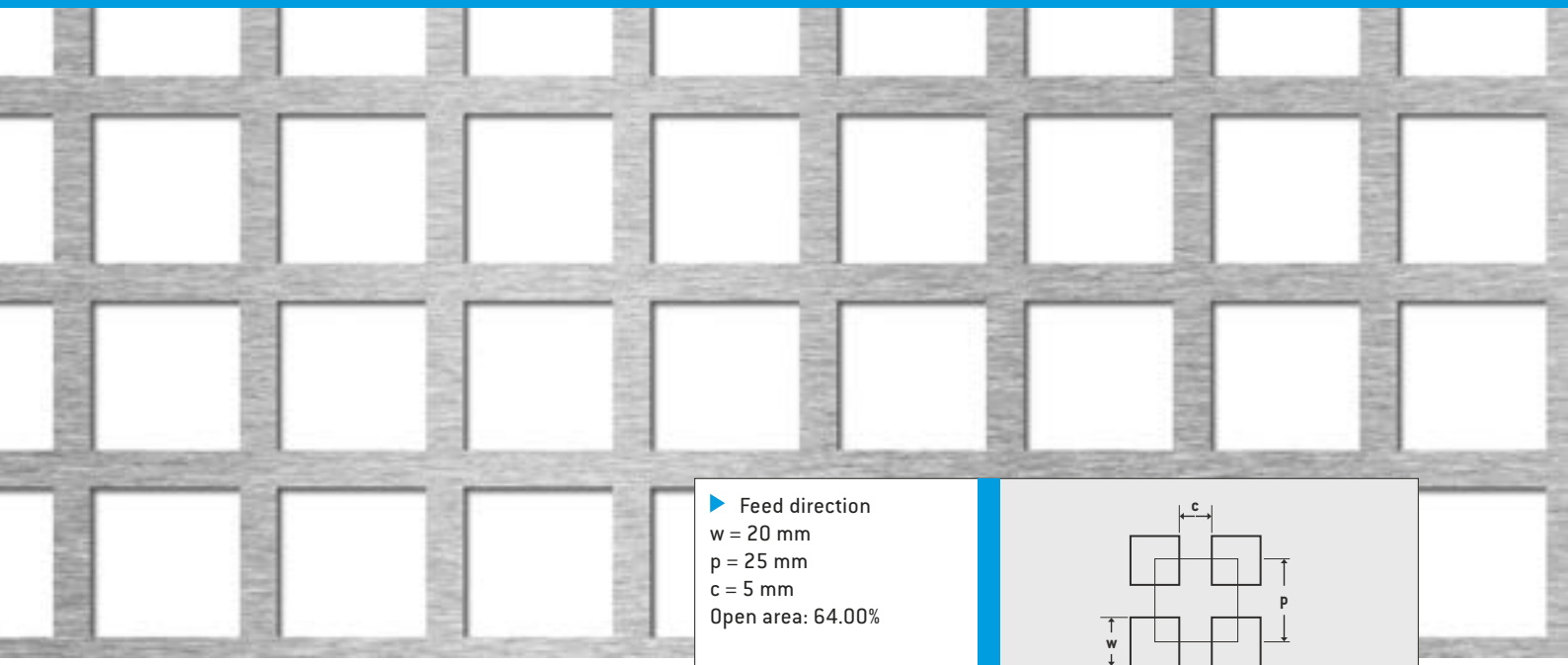

▶ Feed direction
w = 20 mm
p = 25 mm
c = 5 mm
Open area: 64.00%

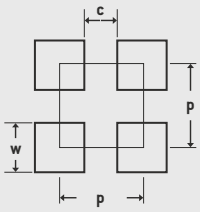

Material (desired formats also available in powder-coated finish)	Material thickness in mm	Desired format	Small format 1000 x 2000 mm	Medium format 1250 x 2500 mm	Large format 1500 x 3000 mm	Weight kg/m²
Steel						
	1.00	500835	155794	155795	155796	2.8
	1.50	501700	155797	155798	155799	4.2
	2.00 M	502461	101394	100291	155800	5.7
	2.99	502537	155801	155802	155803	8.4
Pre-galvanised						
DX51D	1.00	500737	155804	155805	155806	2.8
	1.50	501601	155807	155808	155809	4.2
	2.00	502375	155810	155811	155812	5.7
	3.00	502776	155813			8.5
Aluminium						
EN AW-1050A H24	1.00	500267	155842	155843	155844	1.0
	1.50	500941	155848	155846	155847	1.5
	2.00	501799	155850	155851	155852	1.9
	3.00	502594	155856	155857	155858	2.9
// PVC coated on one side	1.50	501041	155845	155849		1.5
	2.00	501895	155853	155854	155855	1.9
EN AW-5005 H24 EQ, PVC 1 side	1.50	501125	155869			1.5
	3.00	502657			155877	2.9
// PVC coated on both sides	2.00	501962	156484			1.9
// pre-anodised 2 sides E6/C0, PVC 1 side	2.00	502030	155878	155879	155880	1.9
EN AW-5754 H22	1.00	500350	155859	155860	155861	1.0
	1.50	501180	155862	155863	155864	1.5
	2.00	502085	155865	155866		1.9
Stainless steel						
X5CrNi18-10 2B AISI 304	1.00	500501	155814	155815	155816	2.8
	1.50	501341	155818	155819	155820	4.2
	2.00	502194	101610	155825	155826	5.7
	3.00	502700	155830			8.5
// polished 1 side grain 240, PVC 1 side	1.00	500582	155817			2.8
	1.50	501456	155821	155822	155823	4.2
	2.00	502264	155827			5.7
X2CrNiMo17-12-2 2B AISI 316 L	1.00	500428	155831			2.8
	1.50	501256	155832		155834	4.2
	2.00	502137	155835			5.7
X6CrNiMoTi17-12 2B AISI 316 Ti	1.00	500649	155836	155837		2.8
	1.50	501513	155838	155839	155840	4.2
	2.00	502310	155841			5.7

▶ Feed direction
w = 20 mm
p = 50 mm
c = 30 mm
Open area: 16.00%

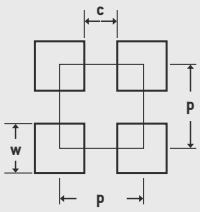

Material (desired formats also available in powder-coated finish)	Material thickness in mm	Desired format	Small format 1000 x 2000 mm	Medium format 1250 x 2500 mm	Large format 1500 x 3000 mm	Weight kg/m²
Steel						
	1.00	500836	155785	155786	155787	6.6
	1.50	501701	155788	155789	155790	9.9
	2.00	502462	100801	100532	101328	13.2
	2.99	502538	155791	155792	155793	19.7
Post-production hot-dip galvanised steel	2.00		101401			13.2
Pre-galvanised						
DX51D	1.00	500738	155881	155882	155883	6.6
	1.50	501602	101231	101232	155884	9.9
	2.00	502376	155885	155886	155887	13.2
	3.00	502777	155888			19.8
Aluminium						
EN AW-1050A H24	1.00	500268	155914	155915	155916	2.3
	1.50	500942	155917	155918	155919	3.4
	2.00	501800	101351	101403	101446	4.5
	3.00	502595	155922	155923	155924	6.8
// PVC coated on one side	1.50	501042	155920	155921		3.4
	2.00 M	501896	100607	100535	100785	4.5
EN AW-5005 H24 EQ, PVC 1 side	1.50	501126	155934			3.4
	3.00	502658			155941	6.8
// PVC coated on both sides	2.00	501963	156477	156526	156575	4.5
// pre-anodised 2 sides E6/C0, PVC 1 side	2.00 M	502031	101288	155937	155938	4.5
EN AW-5754 H22	1.00	500351	155925	155926	155927	2.3
	1.50	501181	155928	155929	155930	3.4
	2.00	502086	155931	155932		4.5
Stainless steel						
X5CrNi18-10 2B AISI 304	1.00	500502	155889	155890	155891	6.6
	1.50	501342	100545	154579	155893	9.9
	2.00	502195	155896	155897	155898	13.2
	3.00	502701	155902			19.8
// polished 1 side grain 240, PVC 1 side	1.00	500583	155892			6.6
	1.50	501457	101459	155894	155895	9.9
	2.00	502265	155899	155900		13.2
// polished 2 sides grain 240, PVC 2 sides	1.50 M	501408	100540	101042	101174	9.9
	2.00		101616			13.2
X2CrNiMo17-12-2 2B AISI 316 L	1.00	500429	156432			6.6
	1.50	501257	155903		155905	9.9
	2.00	502138	155906			13.2
X6CrNiMoTi17-12 2B AISI 316 Ti	1.00	500650	155907	155908		6.6
	1.50	501514	155909	155910	155911	9.9
	2.00	502311	155912			13.2
	3.00	502735	155913			19.8

SIMPLY CLICK TO EXPAND // ALL INFORMATION AT A GLANCE
You will find information on the following topics in the front expanded page: tables, desired format and powder coating!

C25 U30

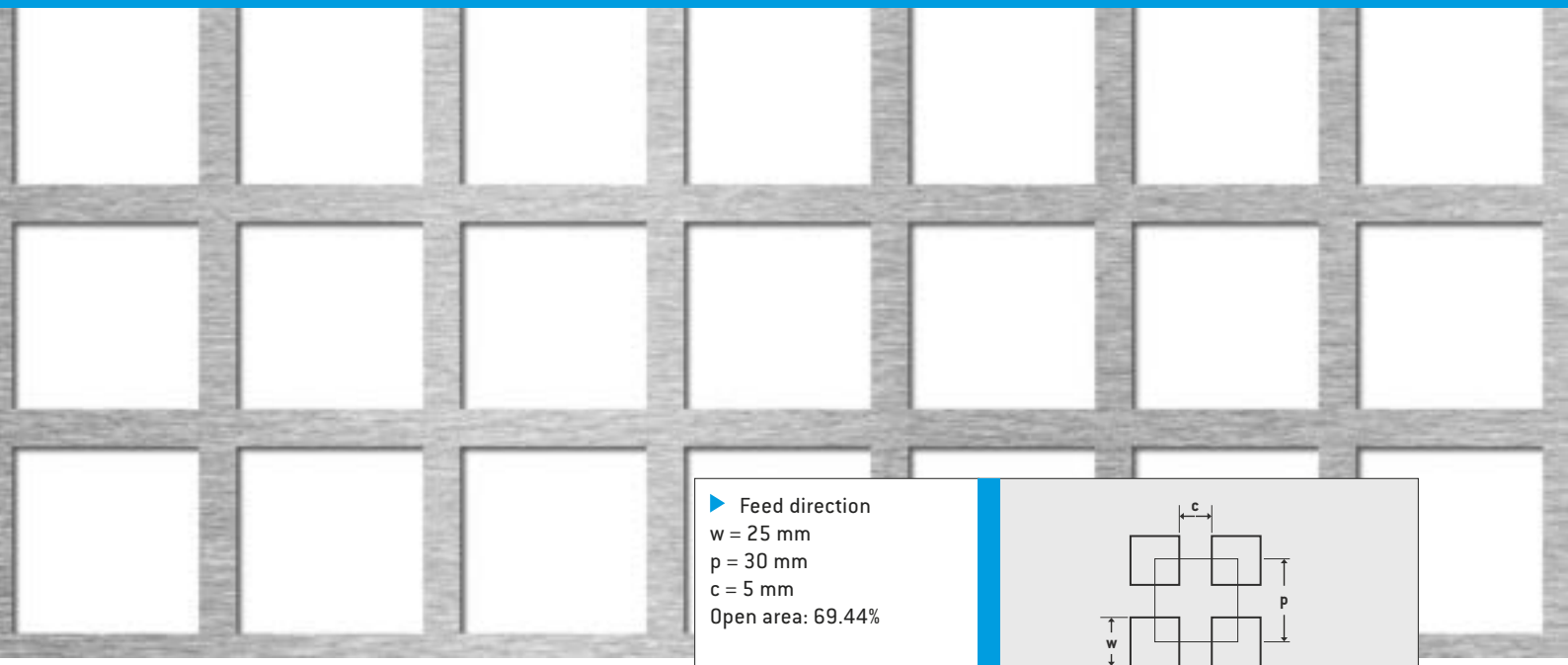

▶ Feed direction
w = 25 mm
p = 30 mm
c = 5 mm
Open area: 69.44%

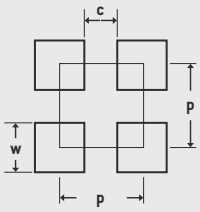

Material (desired formats also available in powder-coated finish)	Material thickness in mm	Desired format	Small format 1000 x 2000 mm	Medium format 1250 x 2500 mm	Large format 1500 x 3000 mm	Weight kg/m²
Steel						
	1.00	500837	155945	155946		2.4
	1.50	501702	155948	155949	155950	3.6
	2.00	502463	157930	100263	155951	4.8
	2.99	502539	155952	155953	155954	7.2
Pre-galvanised						
DX51D	1.00	500739	155955	155956		2.4
	1.50	501603	155958	155959	155960	3.6
	2.00	502377	155961	101380	155962	4.8
	3.00	502778	155963			7.2
Aluminium						
EN AW-1050A H24	1.50	500943	155989	155990	155991	1.2
	2.00	501801	157945	100435	155995	1.7
	3.00	502596	155999	156000	156001	2.5
// PVC coated on one side	1.50	501043	155992	155993		1.2
	2.00 M	501897	155996	155997	155998	1.7
EN AW-5005 H24 EQ, PVC 1 side	1.50	501127	156011			1.2
	3.00	502659			156019	2.5
// PVC coated on both sides	2.00	501964	156478			1.7
// pre-anodised 2 sides E6/C0, PVC 1 side	2.00	502032	156020	156021	156022	1.7
EN AW-5754 H22	1.00	500352	156002	156003	156004	0.8
	1.50	501182	156005	156006	156007	1.2
	2.00	502087	156008	156009		1.7
Stainless steel						
X5CrNi18-10 2B AISI 304	1.00	500503	155964	155965		2.4
	1.50	501343	155967	155968	155969	3.6
	2.00	502196	155973	155974	155975	4.8
	3.00	502702	155979			7.2
// polished 1 side grain 240, PVC 1 side	1.00	500584	155966			2.4
	1.50	501458	155970	155971	155972	3.6
	2.00	502266	155976			4.8
X2CrNiMo17-12-2 2B AISI 316 L	1.50	501258	155980		155982	3.6
	2.00	502139	155983			4.8
X6CrNiMoTi17-12 2B AISI 316 Ti	1.00	500651	155984	155985		2.4
	1.50	501515	156433			3.6
	2.00	502312	155987			4.8
	3.00	502736	155988			7.2

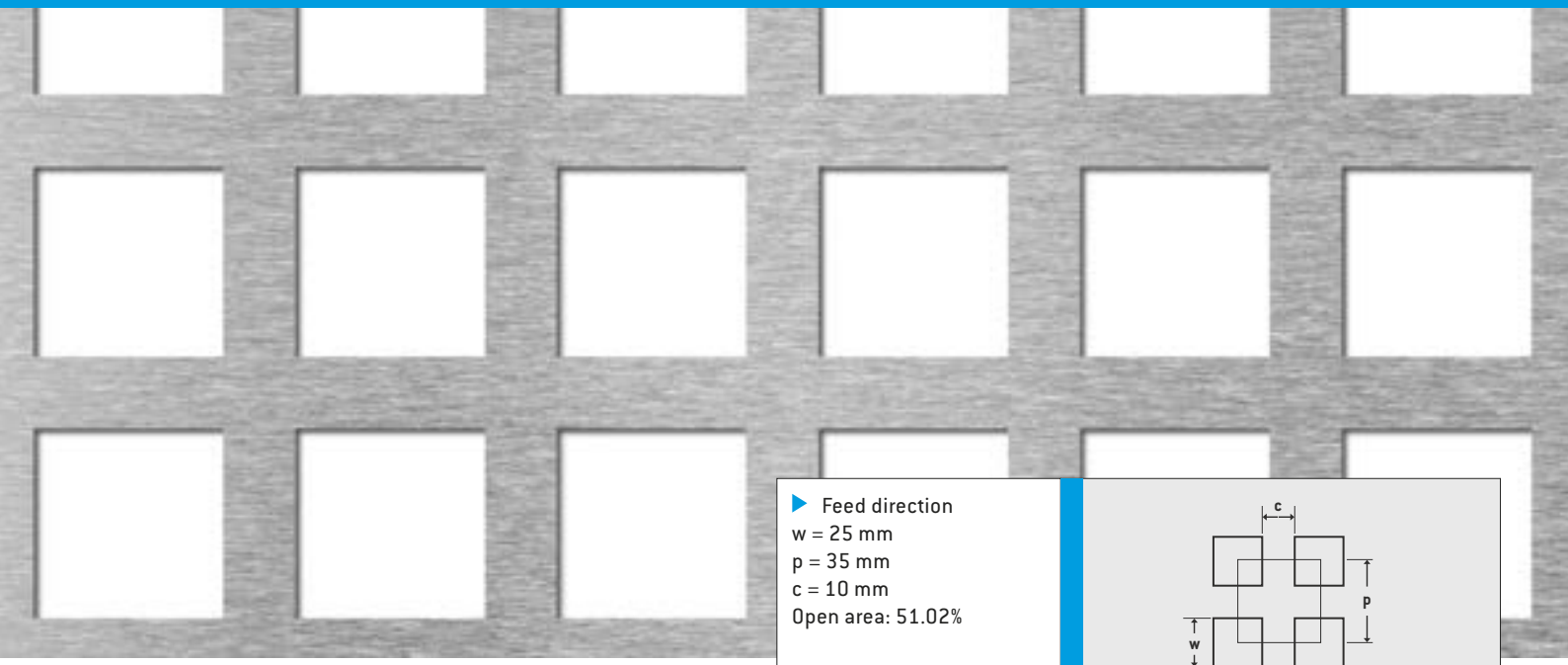

▶ Feed direction
w = 25 mm
p = 35 mm
c = 10 mm
Open area: 51.02%

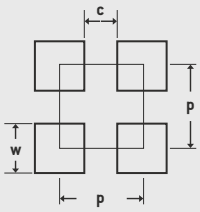

Material (desired formats also available in powder-coated finish)	Material thickness in mm	Desired format	Small format 1000 x 2000 mm	Medium format 1250 x 2500 mm	Large format 1500 x 3000 mm	Weight kg/m²
Steel						
	1.00	500838	156023	156024		3.8
	1.50	501703	156026	156027	156028	5.8
	2.00 M	502464	101237	100431	156029	7.7
	2.99	502540	156030	156031	156032	11.5
Pre-galvanised						
DX51D	1.00	500740	156033	156034		3.8
	1.50	501604	156036	156037	156038	5.8
	2.00	502378	156039	156040	156041	7.7
	3.00	502779	156042			11.5
Aluminium						
EN AW-1050A H24	1.50	500944	156071	156072	156073	2.0
	2.00	501802	156076	156077	156078	2.6
	3.00	502597	156082	156083	156084	4.0
// PVC coated on one side	1.50	501044	156074	156075		2.0
	2.00	501898	156079	156080	156081	2.6
EN AW-5005 H24 EQ, PVC 1 side	1.50	501128	156094			2.0
	3.00	502660			156102	4.0
// PVC coated on both sides	2.00	501965	156479	156528	156577	2.6
// pre-anodised 2 sides E6/C0, PVC 1 side	2.00	502033	156103	156104	156105	2.6
EN AW-5754 H22	1.00	500353	156085	156086	156087	1.3
	1.50	501183	156088	156089	156090	2.0
	2.00	502088	156091	156092		2.6
Stainless steel						
X5CrNi18-10 2B AISI 304	1.00	500504	156043	156044		3.8
	1.50	501344	156047	156048	156049	5.8
	2.00	502197	156053	156054	156055	7.7
	3.00	502703	156059			11.5
// polished 1 side grain 240, PVC 1 side	1.00	500585	156046			3.8
	1.50	501459	156050	156051	156052	5.8
	2.00	502267	156056	156057		7.7
X2CrNiMo17-12-2 2B AISI 316 L	1.50	501259	156060		156062	5.8
	2.00	502140	156063			7.7
X6CrNiMoTi17-12 2B AISI 316 Ti	1.00	500652	156064	156065		3.8
	1.50	501516	156066			5.8
	2.00	502313	156069			7.7
	3.00	502737	156070			11.5

SIMPLY CLICK TO EXPAND // ALL INFORMATION AT A GLANCE
You will find information on the following topics in the front expanded page: tables, desired format and powder coating!

C25 U70

▶ Feed direction
w = 25 mm
p = 70 mm
c = 45 mm
Open area: 12.76%

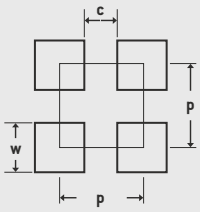

Material (desired formats also available in powder-coated finish)	Material thickness in mm	Desired format	Small format 1000 x 2000 mm	Medium format 1250 x 2500 mm	Large format 1500 x 3000 mm	Weight kg/m²
Steel						
	1.00	500839	156106	156107		6.8
	1.50	501704	156109	156110	156111	10.3
	2.00	502465	156112	157903	156113	13.7
	2.99	502541	156114	156115	156116	20.5
Pre-galvanised						
DX51D	1.00	500741	156117	156118		6.8
	1.50	501605	156436	156120	156121	10.3
	2.00	502379	156122	156123	156124	13.7
	3.00	502780	156125			20.5
Aluminium						
EN AW-1050A H24	1.50	500945	156155	156156	156157	3.5
	2.00	501803	101464	101465	156160	4.7
	3.00	502598	156162	156163	156164	7.1
// PVC coated on one side	1.50	501045	156158	156159		3.5
	2.00 M	501899	100802	100536	156161	4.7
EN AW-5005 H24 EQ, PVC 1 side	1.50	501129	156174			3.5
	3.00	502661			156182	7.1
// PVC coated on both sides	2.00	501966	156480	156529	156578	4.7
// pre-anodised 2 sides E6/C0, PVC 1 side	2.00	502034	156183	156184	156185	4.7
EN AW-5754 H22	1.00	500354	156165	156166	156167	2.4
	1.50	501184	156168	156169	156170	3.5
	2.00	502089	156171	156172		4.7
Stainless steel						
X5CrNi18-10 2B AISI 304	1.00	500505	156126	156127		6.8
	1.50	501345	156129	156130	156131	10.3
	2.00	502198	156137	156138	156139	13.7
	3.00	502704	156143			20.5
// polished 1 side grain 240, PVC 1 side	1.00	500586	156128			6.8
	1.50	501460	156132	156133	156134	10.3
	2.00	502268	156140	156141		13.7
// polished 2 sides grain 240, PVC 2 sides	1.50 M	501409	101175	156135	156136	10.3
X2CrNiMo17-12-2 2B AISI 316 L	1.50	501260	156144		156146	10.3
	2.00	502141	156147			13.7
X6CrNiMoTi17-12 2B AISI 316 Ti	1.00	500653	156148	156149		6.8
	1.50	501517	156150	156151	156152	10.3
	2.00	502314	156153			13.7
	3.00	502738	156154			20.5

▶ Feed direction
w = 30 mm
p = 70 mm
c = 40 mm
Open area: 18.37%

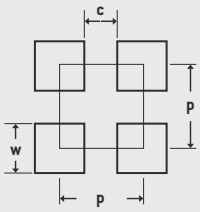

Material (desired formats also available in powder-coated finish)	Material thickness in mm	Desired format	Small format 1000 x 2000 mm	Medium format 1250 x 2500 mm	Large format 1500 x 3000 mm	Weight kg/m²
Steel						
	1.00	500840	156186	156187	156188	6.4
	1.50	501705	156189	156190	156191	9.6
Pre-galvanised						
DX51D	1.00	500742	156192	156193	156194	6.4
	1.50	501606	156195	156196	156197	9.6
Aluminium						
EN AW-1050A H24	1.00	500269	156203	156204	156205	2.2
	1.50	500946	156206	156207	156208	3.3
	2.00	501804	156211	156212	156213	4.4
	3.00	502599	156217	156218	156219	6.6
// PVC coated on one side	1.50	501046	156209	156210		3.3
	2.00	501900	156214	156215	156216	4.4
EN AW-5005 H24 EQ, PVC 1 side	1.50	501130	156228			3.3
	3.00	502662			156234	6.6
// PVC coated on both sides	2.00	501967	156512	156561	156610	4.4
// pre-anodised 2 sides E6/C0, PVC 1 side	2.00	502035	156235	156236	156237	4.4
EN AW-5754 H22	1.00	500355	156220	156221	156222	2.2
	1.50	501185	156223	156224		3.3
	2.00	502090	156225	156226		4.4
Stainless steel						
X5CrNi18-10 2B AISI 304	1.00	500506	156198	156199	156200	6.4
// polished 1 side grain 240, PVC 1 side	1.00	500587	156201			6.4
X2CrNiMo17-12-2 2B AISI 316 L	1.00	500430	156202			6.4

SIMPLY CLICK TO EXPAND // ALL INFORMATION AT A GLANCE
You will find information on the following topics in the front expanded page: tables, desired format and powder coating!

C40 U60

▶ Feed direction
w = 40 mm
p = 60 mm
c = 20 mm
Open area: 44.44%

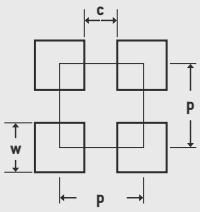

Material (desired formats also available in powder-coated finish)	Material thickness in mm	Desired format	Small format 1000 x 2000 mm	Medium format 1250 x 2500 mm	Large format 1500 x 3000 mm	Weight kg/m²
Steel						
	1.00	500841	156238			4.4
	1.50	501706	156241	156242	156243	6.5
	2.00	502466	156244	156245	156246	8.7
	2.99	502542	156247	156248	156249	13.0
Pre-galvanised						
DX51D	1.00	500743	156250	156251		4.4
	1.50	501607	156252	156253	156254	6.5
	2.00	502380	156255	156256	156257	8.7
	3.00	502781	156258			13.1
Aluminium						
EN AW-1050A H24	1.00	500270	156281	156282		1.5
	1.50	500947	156284	156285	156286	2.3
	2.00	501805	156289	156290	156291	3.0
	3.00	502600	156295	156296	156297	4.5
// PVC coated on one side	1.50	501047	156287	156288		2.3
	2.00	501901	156292	156293	156294	3.0
EN AW-5005 H24 EQ, PVC 1 side	3.00	502663			156311	4.5
// PVC coated on both sides	2.00	501968	156475	156524	156573	3.0
// pre-anodised 2 sides E6/C0, PVC 1 side	2.00	502036	156312	156313	156314	3.0
EN AW-5754 H22	1.00	500356	156298	156299	156300	1.5
	1.50	501186	156301	156302		2.3
	2.00	502091	156303	156304		3.0
Stainless steel						
X5CrNi18-10 2B AISI 304	1.00	500507	156259	156260		4.4
	1.50	501346	156263	156264	156265	6.5
	2.00	502199	156269	156270	156271	8.7
// polished 1 side grain 240, PVC 1 side	1.00	500588	156262			4.4
	1.50	501461	156266	156267	156268	6.5
	2.00	502269	156272	156273		8.7
X2CrNiMo17-12-2 2B AISI 316 L	1.00	500431	156275			4.4
	1.50	501261	156276		156442	6.5
	2.00	502142	156277			8.7
X6CrNiMoTi17-12 2B AISI 316 Ti	1.00	500654	156278	156279		4.4



▶ Feed direction
w = 50 mm
p = 100 mm
c = 50 mm
Open area: 25.00%

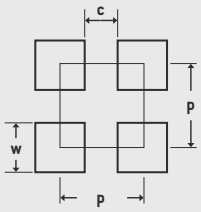

Material (desired formats also available in powder-coated finish)	Material thickness in mm	Desired format	Small format 1000 x 2000 mm	Medium format 1250 x 2500 mm	Large format 1500 x 3000 mm	Weight kg/m²
Steel						
	1.00	500843	156315			5.9
	1.50	501708	156316	156317	156318	8.8
	2.00	502467	156319	156320	156321	11.8
	2.99	502543	156322	156323	156324	17.6
Pre-galvanised						
DX51D	1.00	500745	156325			5.9
	1.50	501609	157068	157069	157070	8.8
	2.00	502381	157071	157072	157073	11.8
	3.00	502782	156443			17.7
Aluminium						
EN AW-1050A H24	1.50	500949	156343	156344	156345	3.0
	2.00	501806	156348	156349	156350	4.1
	3.00	502601	156353	156354	156355	6.1
// PVC coated on one side	1.50	501048	156346	156347		3.0
	2.00	501902	156351	156352		4.1
EN AW-5005 H24 EQ, PVC 1 side	1.50	501131	156360			3.0
	3.00	502664			156368	6.1
// PVC coated on both sides	2.00	501969	156476	156525	156574	4.1
// pre-anodised 2 sides E6/C0, PVC 1 side	2.00	502037	156369	156370	156371	4.1
EN AW-5754 H22	1.00	500358	156356	156357	156358	2.0
Stainless steel						
X5CrNi18-10 2B AISI 304	1.50	501347	156326	156327	156328	8.8
	2.00	502200	156335	156336	156337	11.8
// polished 1 side grain 240, PVC 1 side	1.50	501462	156329	156330	156331	8.8
	2.00	502270	156338	156339		11.8
// polished 2 sides grain 240, PVC 2 sides	1.50	501410	156332	156333	156334	8.8
X2CrNiMo17-12-2 2B AISI 316 L	1.00	500433	156341			5.9
	1.50	501262	156342		156445	8.8

SIMPLY CLICK TO EXPAND // ALL INFORMATION AT A GLANCE
You will find information on the following topics in the front expanded page: tables, desired format and powder coating!

PERFORATED SHEETS

PERFORATED SHEETS

HEXAGONAL HOLES

Perforated sheets hexagonal perforation

ALWAYS UP TO DATE:

You can also find all MEVACO products and our new products online at:
www.mevaco.com

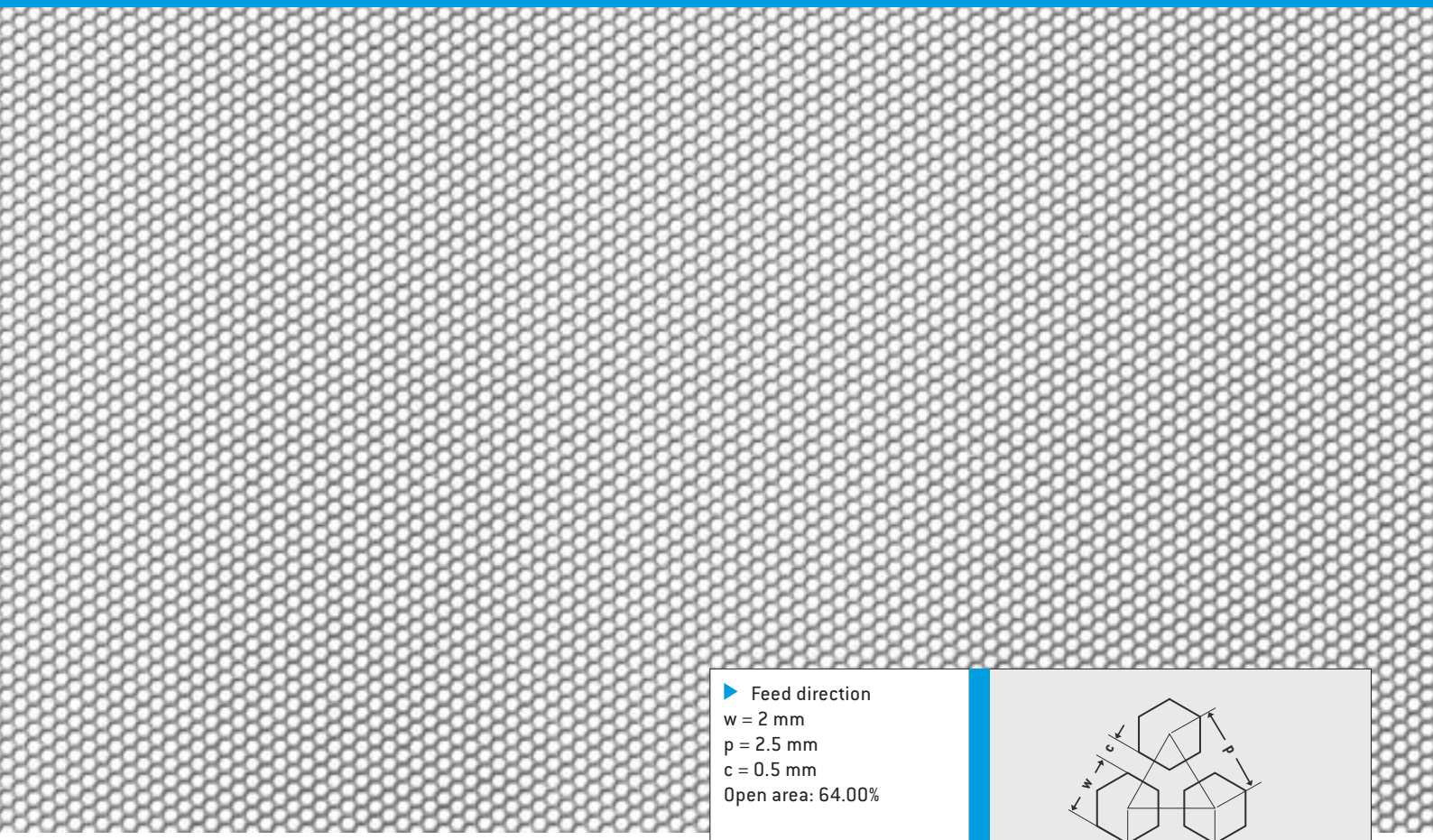

▶ Feed direction
w = 2 mm
p = 2.5 mm
c = 0.5 mm
Open area: 64.00%

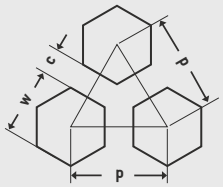

Material (desired formats also available in powder-coated finish)	Material thickness in mm	Desired format	Small format 1000 x 2000 mm	Medium format 1250 x 2500 mm	Large format 1500 x 3000 mm	Weight kg/m²
Steel						
	1.00 M		101470			2.8

SIMPLY CLICK TO EXPAND // ALL INFORMATION AT A GLANCE
You will find information on the following topics in the front expanded page: tables, desired format and powder coating!

H4.5 T5

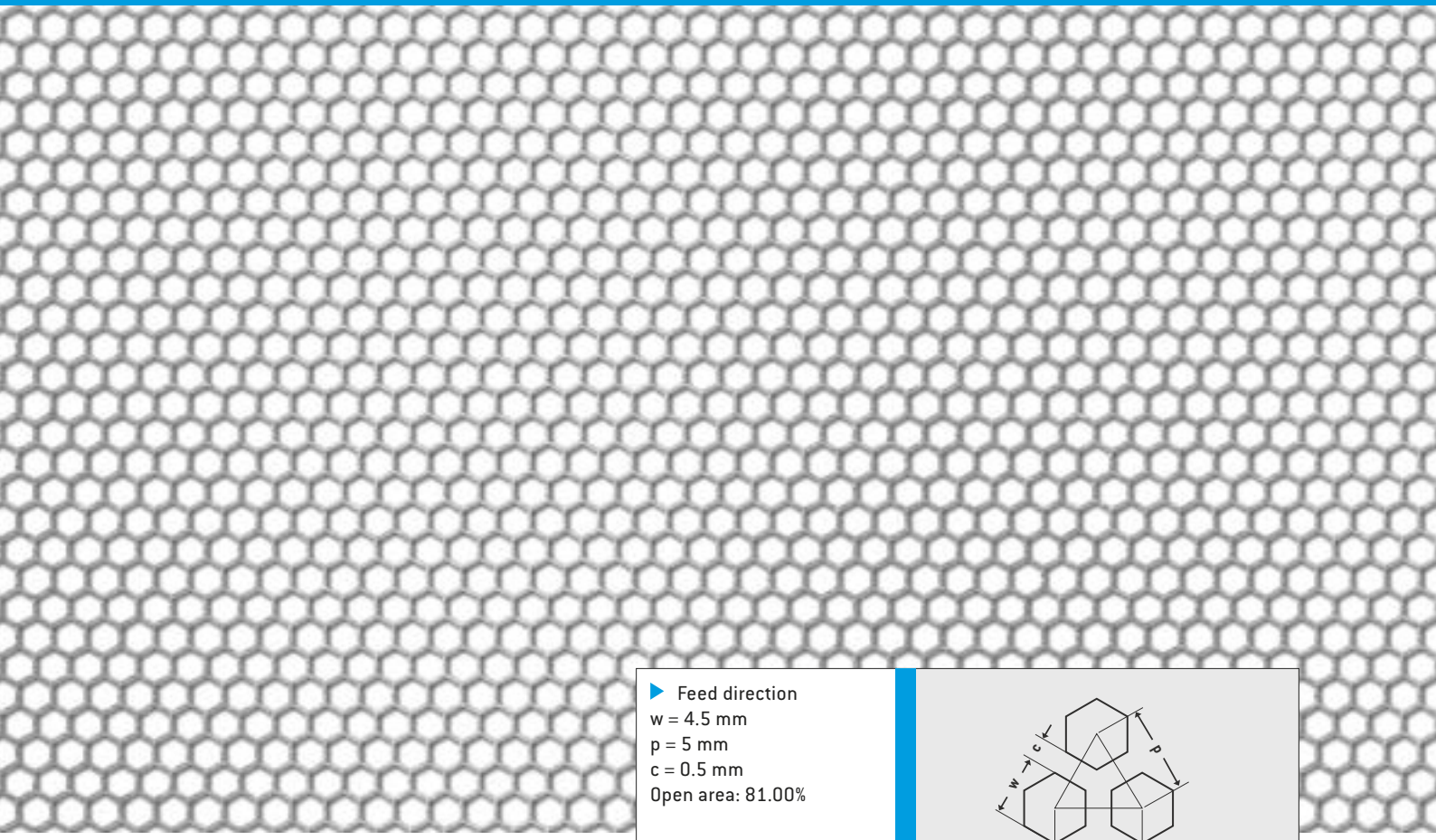

▶ Feed direction
w = 4.5 mm
p = 5 mm
c = 0.5 mm
Open area: 81.00%

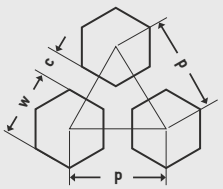

Material (desired formats also available in powder-coated finish)	Material thickness in mm	Desired format	Small format 1000 x 2000 mm	Medium format 1250 x 2500 mm	Large format 1500 x 3000 mm	Weight kg/m²
Steel						
	1.00 M		101472			1.5



▶ Feed direction
w = 6 mm
p = 6.7 mm
c = 0.7 mm
Open area: 80.20%

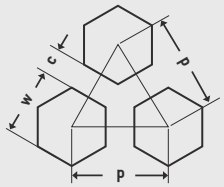

Material (desired formats also available in powder-coated finish)	Material thickness in mm	Desired format	Small format 1000 x 2000 mm	Medium format 1250 x 2500 mm	Large format 1500 x 3000 mm	Weight kg/m²
Steel						
	1.00 M		101466			1.6
	1.50			101469		2.3

SIMPLY CLICK TO EXPAND // ALL INFORMATION AT A GLANCE
You will find information on the following topics in the front expanded page: tables, desired format and powder coating!

PERFORATED SHEETS

PERFORATED SHEETS

SLOTTED HOLES

Staggered pitch (LRZ) 204–211

Square pitch (LRU) 212–215

Square pitch (LCU) 216–218

ALWAYS UP TO DATE:

You can also find all MEVACO products and our new products online at:
www.mevaco.com

LR1x20 Z3.25x24



▶ Feed direction
▲ Filter direction
w = 1 mm, l = 20 mm
c_1 = 2.25 mm, c_2 = 4 mm
p_1 = 3.25 mm, p_2 = 24 mm
Open area: 25.37%

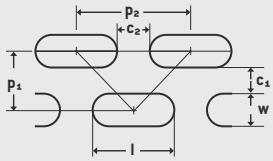

Material (desired formats also available in powder-coated finish)	Material thickness in mm	Desired format	Small format 1000 x 2000 mm	Medium format 1250 x 2500 mm	Large format 1500 x 3000 mm	Weight kg/m²
Steel						
	1.00 M		157912			5.9

SIMPLY CLICK TO EXPAND // ALL INFORMATION AT A GLANCE
You will find information on the following topics in the front expanded page: tables, desired format and powder coating!

LR1.5x20 Z3.75x24



▶ Feed direction
▲ Filter direction
w = 1.5 mm, l = 20 mm
c_1 = 2.25 mm, c_2 = 4 mm
p_1 = 3.75 mm, p_2 = 24 mm
Open area: 32.80%

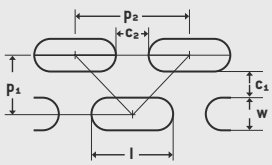

Material (desired formats also available in powder-coated finish)	Material thickness in mm	Desired format	Small format 1000 x 2000 mm	Medium format 1250 x 2500 mm	Large format 1500 x 3000 mm	Weight kg/m²
Steel						
	1.00 M		157913			5.3

LR2x20 Z5x24

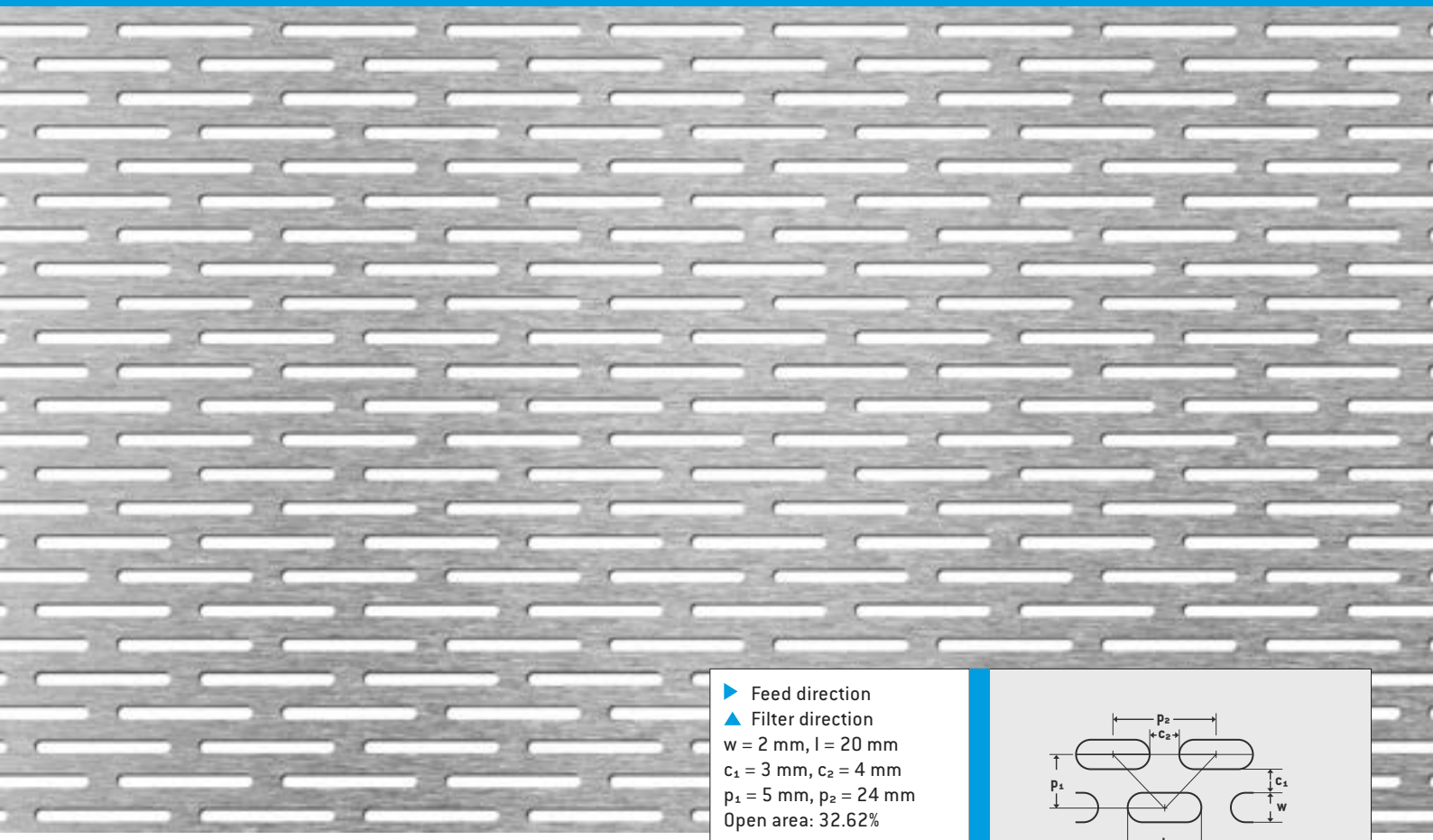

▶ Feed direction
▲ Filter direction
w = 2 mm, l = 20 mm
c_1 = 3 mm, c_2 = 4 mm
p_1 = 5 mm, p_2 = 24 mm
Open area: 32.62%

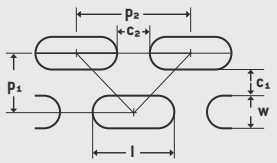

Material (desired formats also available in powder-coated finish)	Material thickness in mm	Desired format	Small format 1000 x 2000 mm	Medium format 1250 x 2500 mm	Large format 1500 x 3000 mm	Weight kg/m²
Steel						
	1.00	500819	153225			5.3
	1.50	501682	153226	153401	153584	7.9
	2.00	502445	100048	153402	153585	10.6
Pre-galvanised						
DX51D	1.00	500721	153758			5.3
	1.50	501583	157015	157016	157017	7.9
	2.00	502359	157018	157019	157020	10.6
Aluminium						
EN AW-1050A H24	1.50	500923	150118	150308	150495	2.7
	2.00	501782	150119	150309	150496	3.6
// PVC coated on one side	1.50	501025	150622	150730		2.7
	2.00	501879	150623	150731		3.6
EN AW-5005 H24 EQ, PVC 1 side	1.50	501110	150910			2.7
// pre-anodised 2 sides E6/C0, PVC 1 side	2.00	502014	151349	151408	151467	3.6
EN AW-5754 H22	1.00	500334	151615	151749	151838	1.8
	1.50	501170	151616	151750		2.7
Stainless steel						
X5CrNi18-10 2B AISI 304	1.00	500487	152215	152361		5.3
	1.50	501325	101646	152362	152499	7.9
X2CrNiMo17-12-2 2B AISI 316 L	1.00	500417	151955			5.3
	1.50	501240	151956		152083	7.9
X6CrNiMoTi17-12 2B AISI 316 Ti	1.00	500635	152999	153091		5.3
	1.50	501504	153000			7.9

SIMPLY CLICK TO EXPAND // ALL INFORMATION AT A GLANCE
You will find information on the following topics in the front expanded page: tables, desired format and powder coating!

LR3x20 Z6x24

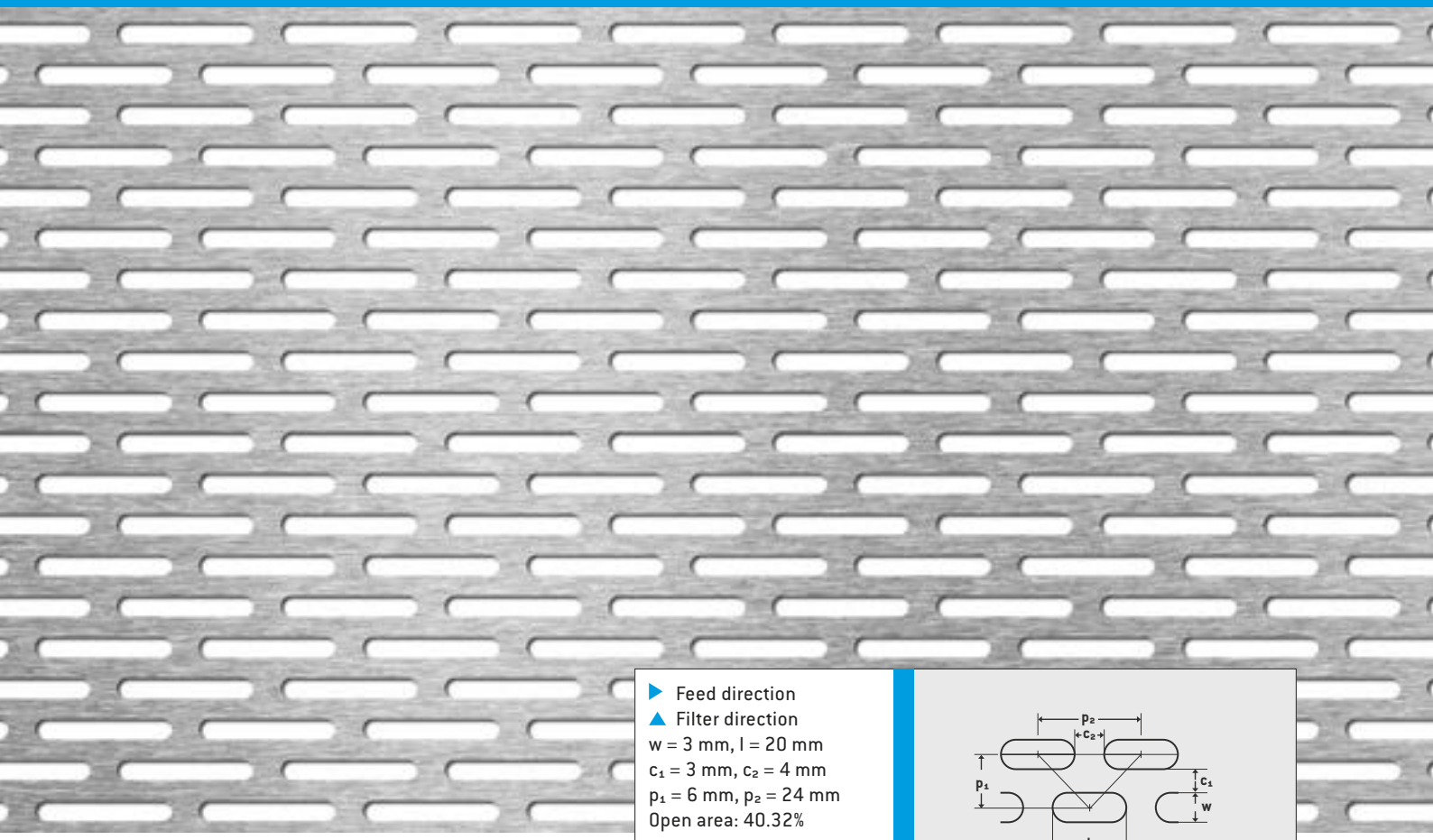

▶ Feed direction
▲ Filter direction
w = 3 mm, l = 20 mm
c_1 = 3 mm, c_2 = 4 mm
p_1 = 6 mm, p_2 = 24 mm
Open area: 40.32%

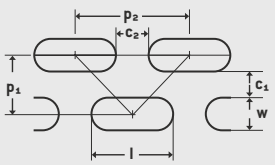

Material (desired formats also available in powder-coated finish)	Material thickness in mm	Desired format	Small format 1000 x 2000 mm	Medium format 1250 x 2500 mm	Large format 1500 x 3000 mm	Weight kg/m²
Steel						
	1.00	500820	153227			4.7
	1.50	501683	153228	153403	153586	7.0
	2.00	502446	153229	153404	153587	9.4
Pre-galvanised						
DX51D	1.00	500722	153759			4.7
	1.50	501584	157022	157023	157024	7.0
	2.00	502360	157025	157026	157027	9.4
Aluminium						
EN AW-1050A H24	1.50	500924	150120	150310	150497	2.4
	2.00 M	501783	100471	150311	150498	3.2
// PVC coated on one side	1.50	501026	150624	150732		2.4
	2.00	501880	150625	150733		3.2
// pre-anodised 2 sides E6/C0, PVC 1 side	2.00	502015	151350	151409	151468	3.2
EN AW-5754 H22	1.00	500335	151618	151752	151839	1.6
Stainless steel						
X5CrNi18-10 2B AISI 304	1.00	500488	152217	152363		4.7
	1.50	501326	152218	152364	152500	7.0
// polished 1 side grain 240, PVC 1 side	1.00	500573	152665			4.7
	1.50	501442	152666	152761	152853	7.0
X2CrNiMo17-12-2 2B AISI 316 L	1.00	500418	151957			4.7
	1.50	501241	151958		152084	7.0
X6CrNiMoTi17-12 2B AISI 316 Ti	1.00	500636	153001	153092		4.7

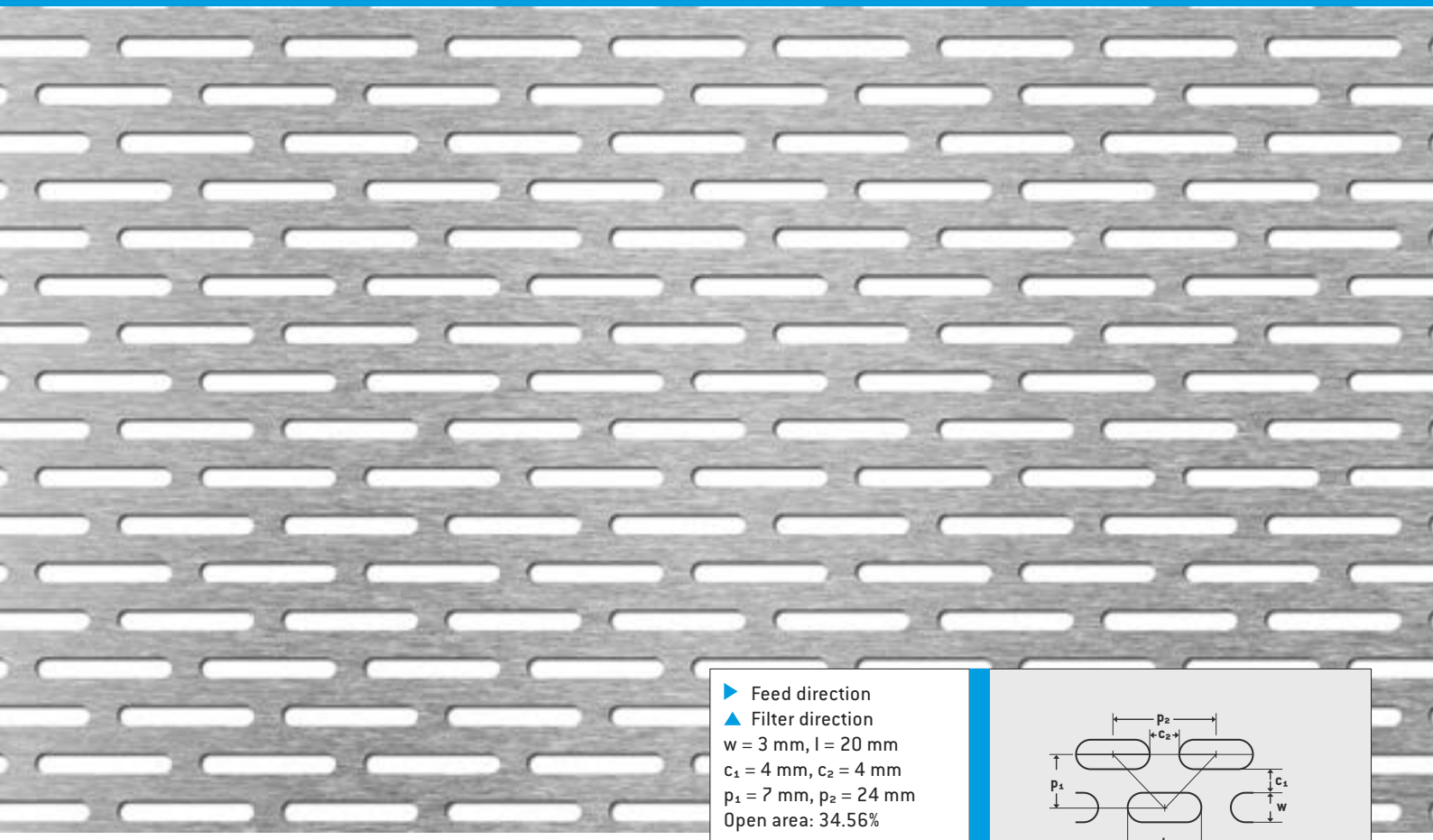

▶ Feed direction
▲ Filter direction
w = 3 mm, l = 20 mm
c_1 = 4 mm, c_2 = 4 mm
p_1 = 7 mm, p_2 = 24 mm
Open area: 34.56%

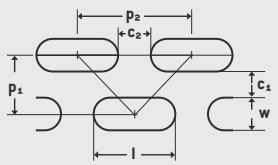

Material (desired formats also available in powder-coated finish)	Material thickness in mm	Desired format	Small format 1000 x 2000 mm	Medium format 1250 x 2500 mm	Large format 1500 x 3000 mm	Weight kg/m²
Steel						
	1.50 M	501684	157627	153405	153588	7.7
	2.00	502447	153230	153406	153589	10.3
Pre-galvanised						
DX51D	1.50	501585	157028	157029	157030	7.7
	2.00	502361	157031	157032	157033	10.3
Aluminium						
EN AW-1050A H24	1.50	500925	150121	150312	150499	2.7
	2.00	501784	150122	150313	150500	3.5
// PVC coated on one side	1.50	501027	150626	150734		2.7
	2.00	501881	150627	150735		3.5
EN AW-5005 H24 EQ, PVC 1 side	1.50	501111	150915			2.7
// pre-anodised 2 sides E6/C0, PVC 1 side	2.00	502016	151351	151410	151469	3.5
Stainless steel						
X5CrNi18-10 2B AISI 304	1.50	501327	152220	152365	152501	7.7
// polished 1 side grain 240, PVC 1 side	1.50	501443	152667	152762	152854	7.7
X2CrNiMo17-12-2 2B AISI 316 L	1.50	501242	151959		152085	7.7

SIMPLY CLICK TO EXPAND // ALL INFORMATION AT A GLANCE
You will find information on the following topics in the front expanded page: tables, desired format and powder coating!

LR4x20 Z8x24

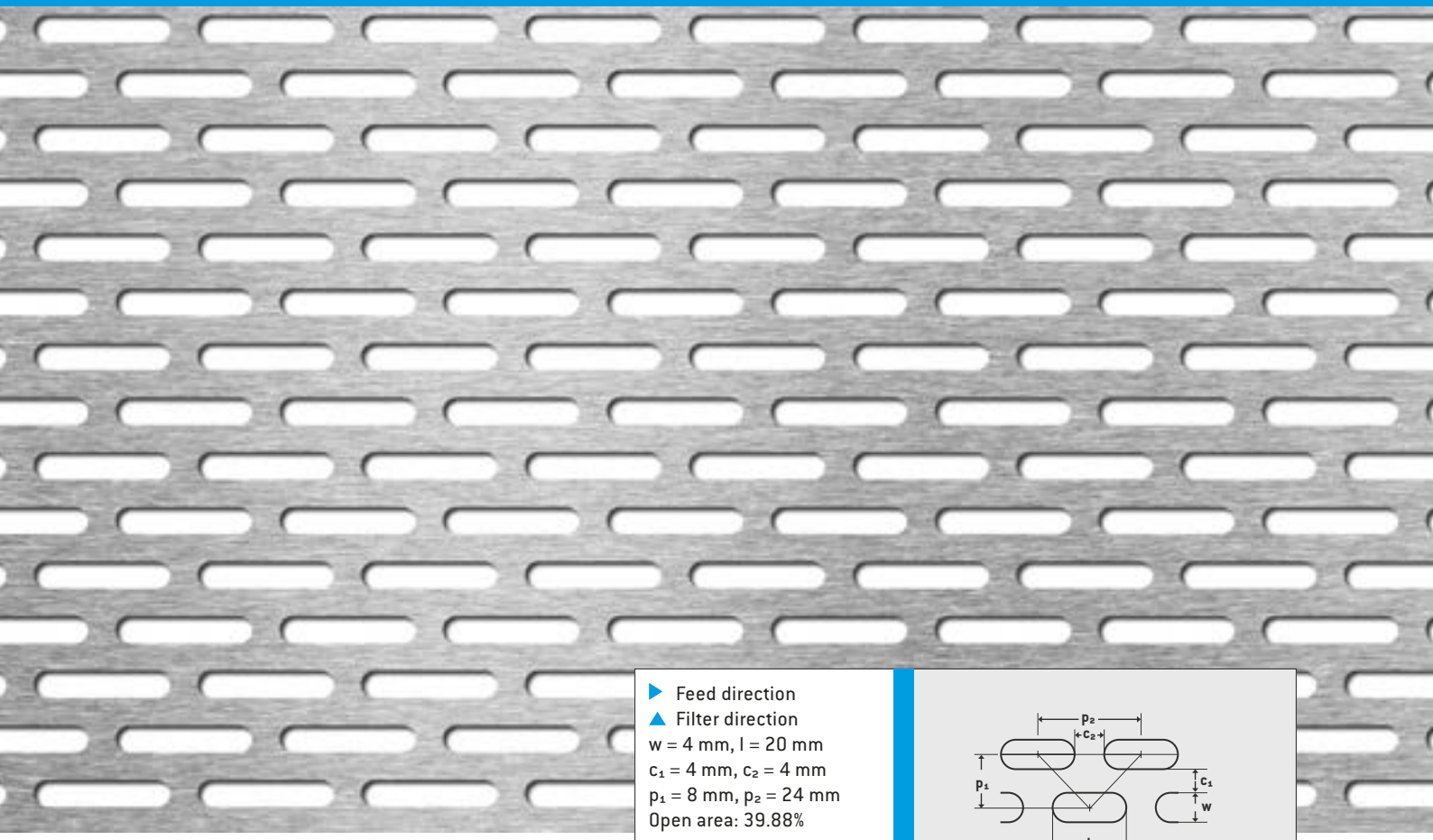

▶ Feed direction
▲ Filter direction
w = 4 mm, l = 20 mm
c_1 = 4 mm, c_2 = 4 mm
p_1 = 8 mm, p_2 = 24 mm
Open area: 39.88%

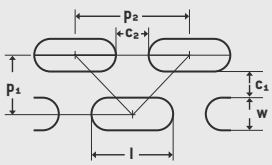

Material (desired formats also available in powder-coated finish)	Material thickness in mm	Desired format	Small format 1000 x 2000 mm	Medium format 1250 x 2500 mm	Large format 1500 x 3000 mm	Weight kg/m²
Steel						
	1.00	500821	153231			4.7
	1.50 M	501685	101519	153407	153590	7.1
	2.00	502448	153232	153408	153591	9.4
Pre-galvanised						
DX51D	1.00	500723	153760			4.7
	1.50	501586	157034	157035	157036	7.1
	2.00	502362	157037	157038	157039	9.4
Aluminium						
EN AW-1050A H24	1.50	500926	150123	150314	150501	2.4
	2.00	501785	150124	150315	150502	3.2
// PVC coated on one side	1.50	501028	150628	150736		2.4
	2.00	501882	150629	150737		3.2
EN AW-5005 H24 EQ, PVC 1 side	1.50	501112	150917			2.4
// pre-anodised 2 sides E6/C0, PVC 1 side	2.00	502017	151352	151411	151470	3.2
EN AW-5754 H22	1.00	500336	151619	151753	151840	1.6
Stainless steel						
X5CrNi18-10 2B AISI 304	1.00	500489	152221	152366		4.7
	1.50	501328	152222	152367	152502	7.1
	2.00	502182	152223	152368	152503	9.4
// polished 1 side grain 240, PVC 1 side	1.00	500574	152668			4.7
	1.50	501444	152669	152763	152855	7.1
	2.00	502254	152670			9.4
X2CrNiMo17-12-2 2B AISI 316 L	1.00	500419	151960			4.7
	1.50	501243	151961		152086	7.1
X6CrNiMoTi17-12 2B AISI 316 Ti	1.00	500637	153002	153093		4.7

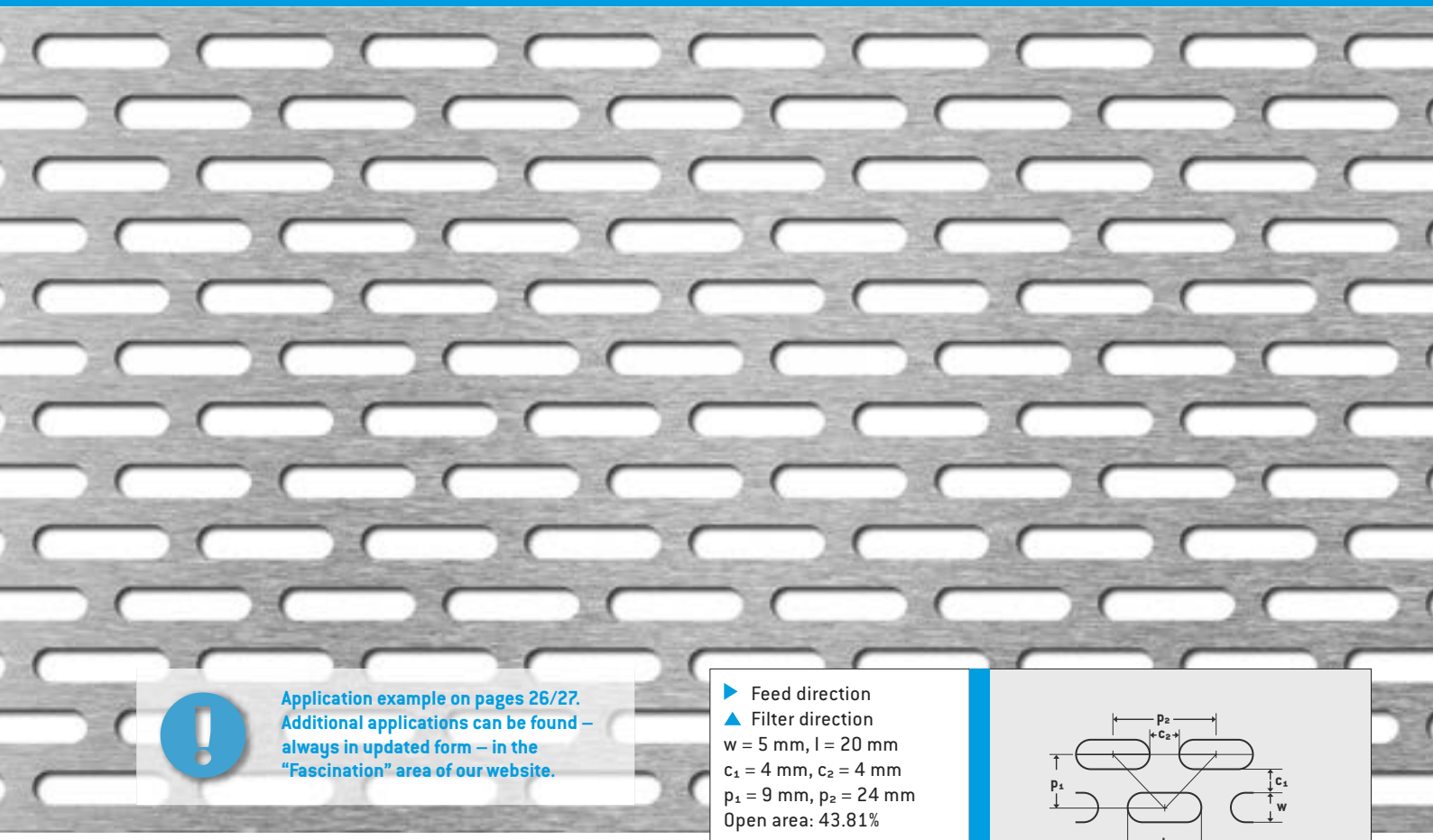

Application example on pages 26/27. Additional applications can be found – always in updated form – in the "Fascination" area of our website.

▶ Feed direction
▲ Filter direction
w = 5 mm, l = 20 mm
c_1 = 4 mm, c_2 = 4 mm
p_1 = 9 mm, p_2 = 24 mm
Open area: 43.81%

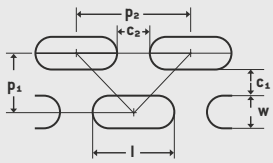

Material (desired formats also available in powder-coated finish)	Material thickness in mm	Desired format	Small format 1000 x 2000 mm	Medium format 1250 x 2500 mm	Large format 1500 x 3000 mm	Weight kg/m²
Steel						
	1.00	500822	100050	153409		4.4
	1.50	501686	100051	153410	153593	6.6
	2.00	502449	100052	153411	153594	8.8
Pre-galvanised						
DX51D	1.00	500724	153761	153874		4.4
	1.50	501587	153762	153875	153967	6.6
	2.00	502363	153763	153876	153968	8.8
Aluminium						
EN AW-1050A H24	1.00	500258				1.5
	1.50	500927	150126	150317	150503	2.3
	2.00 M	501786	100473	150318	150504	3.0
// PVC coated on one side	1.50	501029	150630	150738		2.3
	2.00	501883	150631	150739		3.0
EN AW-5005 H24 EQ, PVC 1 side	1.50	501113	150919			2.3
// pre-anodised 2 sides E6/C0, PVC 1 side	2.00	502018	151353	151412	151471	3.0
EN AW-5754 H22	1.00	500337	151621	151754		1.5
	1.50	501171	151622	151755		2.3
	2.00	502077	151623	151756		3.0
Stainless steel						
X5CrNi18-10 2B AISI 304	1.00	500490	152224	152369		4.4
	1.50	501329	100474	152370	152504	6.6
	2.00	502183	152225	152371	152505	8.8
// polished 1 side grain 240, PVC 1 side	1.50	501445	152671	152765	152857	6.6
	2.00	502255	156413			8.8
X2CrNiMo17-12-2 2B AISI 316 L	1.00	500420	151962			4.4
	1.50	501244	151963		152087	6.6
	2.00	502129	151964			8.8
X6CrNiMoTi17-12 2B AISI 316 Ti	1.00	500638	153004	153094		4.4
	1.50	501505	153005			6.6

SIMPLY CLICK TO EXPAND // ALL INFORMATION AT A GLANCE
You will find information on the following topics in the front expanded page: tables, desired format and powder coating!

LR10x50 Z19x60

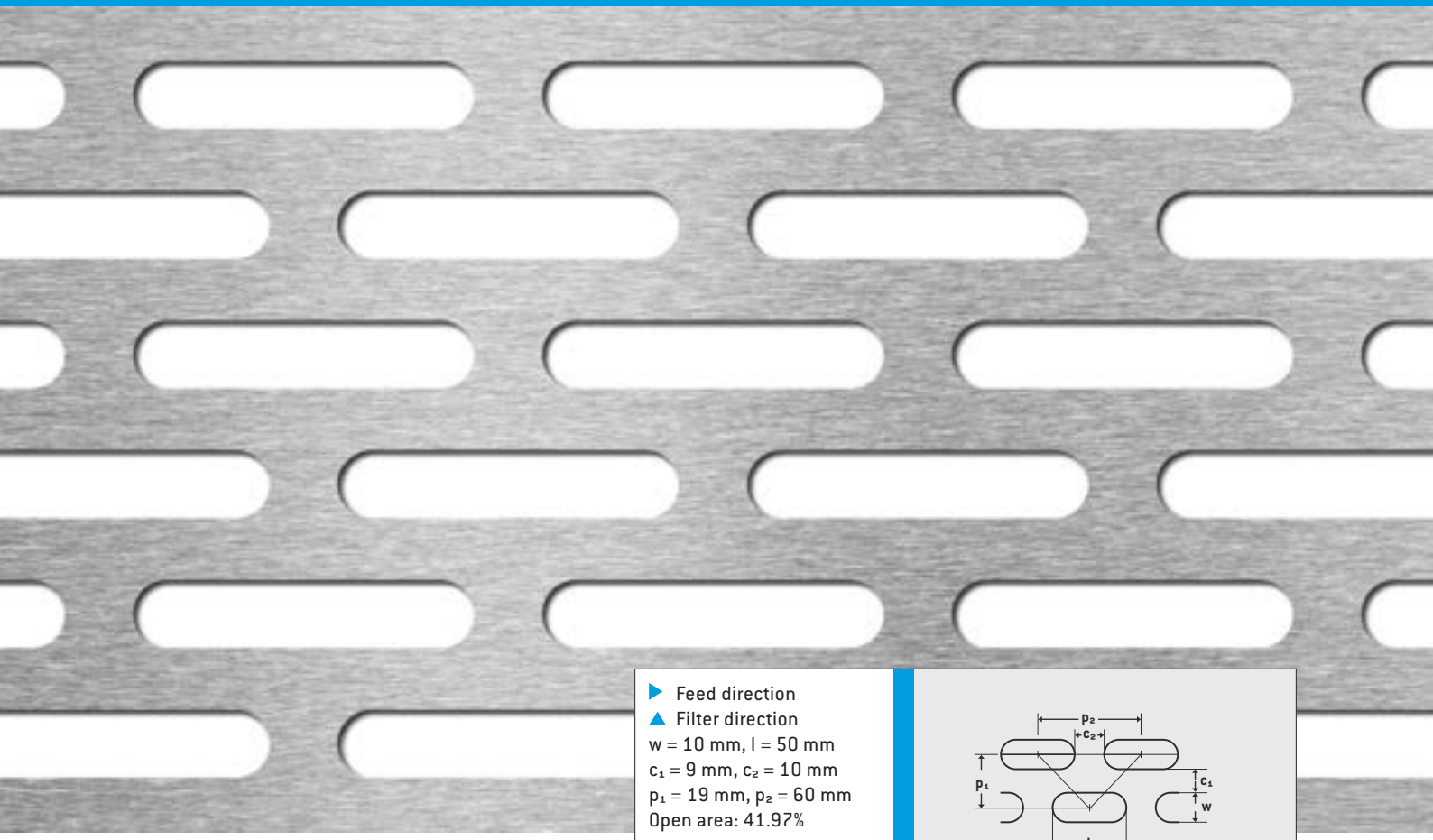

▶ Feed direction
▲ Filter direction
w = 10 mm, l = 50 mm
c_1 = 9 mm, c_2 = 10 mm
p_1 = 19 mm, p_2 = 60 mm
Open area: 41.97%

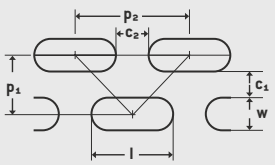

Material (desired formats also available in powder-coated finish)	Material thickness in mm	Desired format	Small format 1000 x 2000 mm	Medium format 1250 x 2500 mm	Large format 1500 x 3000 mm	Weight kg/m²
Steel						
	1.00	500818	153233			4.6
	1.50	501681	157941	153413	153596	6.8
	2.00	502444	153234	153414	153597	9.1
Pre-galvanised						
DX51D	1.00	500720	153764			4.6
	1.50	501582	157009	157010	157011	6.8
	2.00	502358	157012	157013	157014	9.1
Aluminium						
EN AW-1050A H24	1.50	500922	150127	150319	150505	2.4
	2.00	501781	150128	150320	150506	3.1
	3.00	502584	150129	150321	150507	4.7
// PVC coated on one side	1.50	501024	150632	150740		2.4
	2.00 M	501878	157942	150741		3.1
EN AW-5005 H24 EQ, PVC 1 side	1.50	501109	150922			2.4
	3.00	502646			151246	4.7
// PVC coated on both sides	2.00	501952	156503	156552	156601	3.1
// pre-anodised 2 sides E6/C0, PVC 1 side	2.00	502013	151354	151413	151472	3.1
EN AW-5754 H22	1.00	502817			151841	1.6
Stainless steel						
X5CrNi18-10 2B AISI 304	1.00	500486	152226	152372		4.6
	1.50	501324	152227	152373	152506	6.8
	2.00	502181	152228	152374	152507	9.1
// polished 1 side grain 240, PVC 1 side	1.00	500572	156414			4.6
	1.50	501441	152672	152767	152859	6.8
	2.00	502253	152673	152768		9.1
X2CrNiMo17-12-2 2B AISI 316 L	1.50	501239	151965		152088	6.8
X6CrNiMoTi17-12 2B AISI 316 Ti	1.00	500634	153006	153095		4.6



▶ Feed direction
w = 5 mm, l = 50 mm
c_1 = 10 mm, c_2 = 10 mm
p_1 = 15 mm, p_2 = 60 mm
Open area: 27.18%

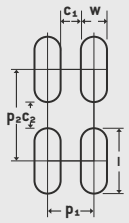

Material (desired formats also available in powder-coated finish)	Material thickness in mm	Desired format	Small format 1000 x 2000 mm	Medium format 1250 x 2500 mm	Large format 1500 x 3000 mm	Weight kg/m²
Steel						
	1.00	500813	153235			5.7
	1.50	501677	153236	153415	153598	8.6
	2.00	502443	153237	153416	153599	11.4
	2.99	502527	153238	153239	153600	17.1
Pre-galvanised						
DX51D	1.00	500715	153765			5.7
	1.50	501577	156985	156986	156987	8.6
	2.00	502355	156988	156989	156990	11.4
	3.00	502766	156415			17.1
Aluminium						
EN AW-1050A H24	1.50	500917	150130	150322	150508	2.9
	2.00	501776	150131	150323	150509	3.9
	3.00	502583	150132	150324	150510	5.9
// PVC coated on one side	1.50	501019	150633	150742		2.9
	2.00	501873	157635	150743		3.9
EN AW-5005 H24 EQ, PVC 1 side	1.50	501104	150925			2.9
	3.00	502645			151249	5.9
// pre-anodised 2 sides E6/C0, PVC 1 side	2.00	502008	151355	151414	151473	3.9
EN AW-5754 H22	1.00	500329	151626	151758	151842	2.0
Stainless steel						
X5CrNi18-10 2B AISI 304	1.00	500483	152229	152375		5.7
	1.50	501321	152230	152376	152508	8.6
	2.00	502179	152231	152377	152509	11.4
	3.00	502693	152232			17.1
// polished 1 side grain 240, PVC 1 side	1.50 M	501438	157634	152769	152860	8.6
	2.00	502252	152674	152770		11.4
X2CrNiMo17-12-2 2B AISI 316 L	1.50	501236	151966		152089	8.6
X6CrNiMoTi17-12 2B AISI 316 Ti	1.00	500631	153007	153096		5.7
	3.00	502729	153008			17.1

SIMPLY CLICK TO EXPAND // ALL INFORMATION AT A GLANCE
You will find information on the following topics in the front expanded page: tables, desired format and powder coating!

LR6x20 U12x24

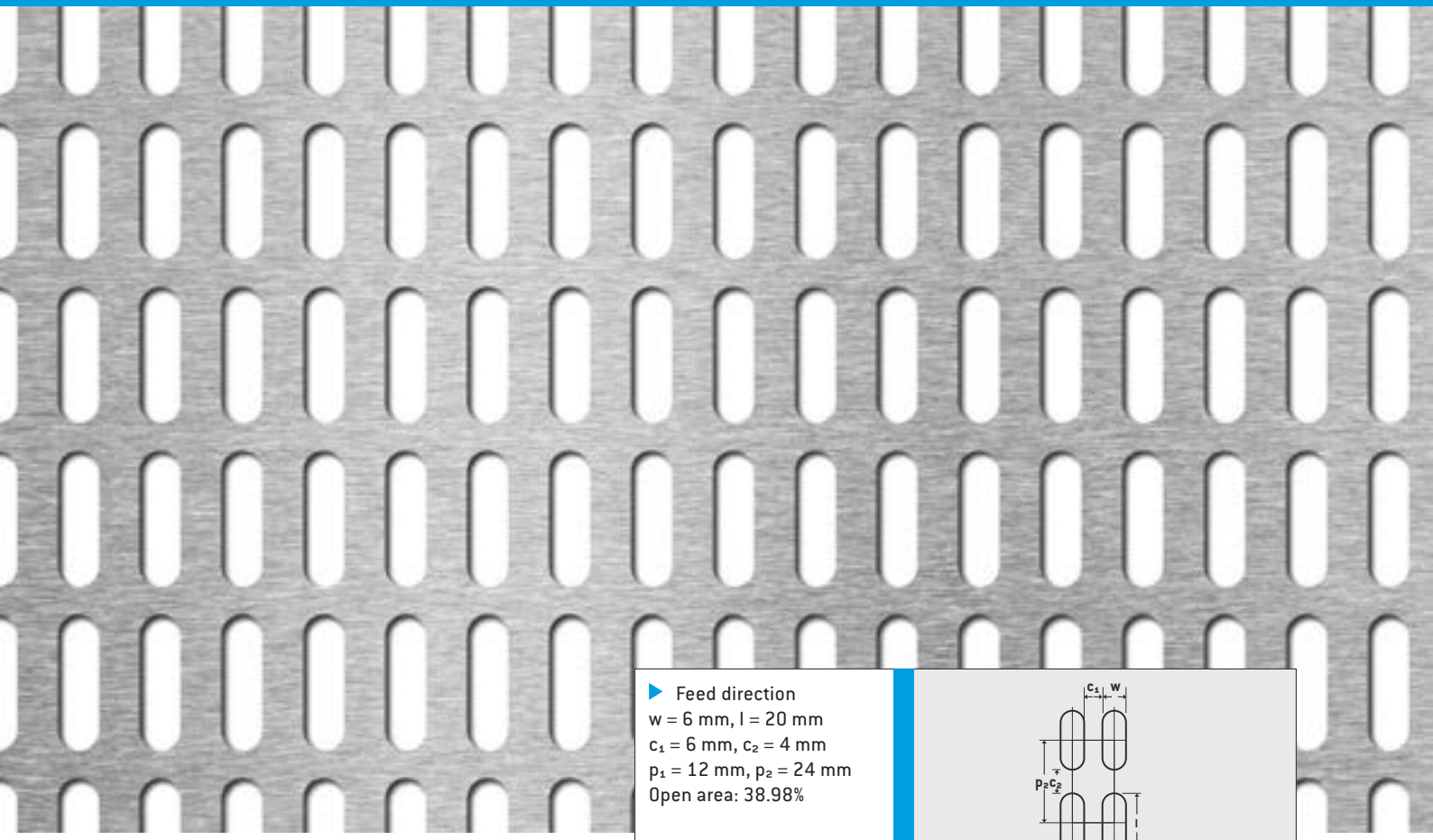

▶ Feed direction
w = 6 mm, l = 20 mm
c_1 = 6 mm, c_2 = 4 mm
p_1 = 12 mm, p_2 = 24 mm
Open area: 38.98%

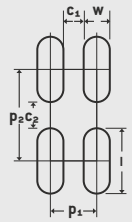

Material (desired formats also available in powder-coated finish)	Material thickness in mm	Desired format	Small format 1000 x 2000 mm	Medium format 1250 x 2500 mm	Large format 1500 x 3000 mm	Weight kg/m²
Steel						
	1.00	500814	153240			4.8
	1.50 M	501678	157636	153417	153601	7.2
Pre-galvanised						
DX51D	1.00	500716	153766			4.8
	1.50	501578	156991	156992	156993	7.2
	2.00	502356	156994	156995	156996	9.6
Aluminium						
EN AW-1050A H24	1.50	500918	150133	150325	150511	2.5
	2.00	501777	150134	150326	150512	3.3
// PVC coated on one side	1.50	501020	150634	150744		2.5
	2.00 M	501874	157943	150745		3.3
EN AW-5005 H24 EQ, PVC 1 side	1.50	501105	150928			2.5
// pre-anodised 2 sides E6/C0, PVC 1 side	2.00	502009	151356	151415	151474	3.3
EN AW-5754 H22	1.00	500330	151627	151759	151844	1.6
Stainless steel						
X5CrNi18-10 2B AISI 304	1.00	500484	152233	152378		4.8
	1.50	501322	152234	152379	152510	7.2
// polished 1 side grain 240, PVC 1 side	1.00	500570	152675			4.8
	1.50	501439	152676	152771	152861	7.2
X2CrNiMo17-12-2 2B AISI 316 L	1.00	500415	151968			4.8
	1.50	501237	151969		152091	7.2
X6CrNiMoTi17-12 2B AISI 316 Ti	1.00	500632	153009	153097		4.8

LR8x30 U18x42



▶ Feed direction
w = 8 mm, l = 30 mm
c_1 = 10 mm, c_2 = 12 mm
p_1 = 18 mm, p_2 = 42 mm
Open area: 29.93%

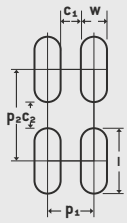

Material (desired formats also available in powder-coated finish)	Material thickness in mm	Desired format	Small format 1000 x 2000 mm	Medium format 1250 x 2500 mm	Large format 1500 x 3000 mm	Weight kg/m²
Steel						
	1.00	500815	153241			5.5
	1.50	501679	153242	153418	153602	8.3
Pre-galvanised						
DX51D	1.00	500717	153767			5.5
	1.50	501579	156997	156998	156999	8.3
	2.00	502357	157000	157001	157002	11.0
Aluminium						
EN AW-1050A H24	1.50	500919	150001	150003	150005	2.8
	2.00	501778	150002	150004	150006	3.8
// PVC coated on one side	1.50	501021	150635	150746		2.8
	2.00 M	501875	157638	150747		3.8
EN AW-5005 H24 EQ, PVC 1 side	1.50	501106	150930			2.8
// pre-anodised 2 sides E6/C0, PVC 1 side	2.00	502010	151357	151416	151475	3.8
EN AW-5754 H22	1.00	500331	156416	151760	151845	1.9
Stainless steel						
X5CrNi18-10 2B AISI 304	1.00	500485	152235	152380		5.5
	1.50	501323	152236	152381	152511	8.3
	2.00	502180	156417	156418	156419	11.0
	3.00	502694	152237			16.5
// polished 1 side grain 240, PVC 1 side	1.00	500571	152677			5.5
	1.50	501440	157637	152772	152862	8.3
X2CrNiMo17-12-2 2B AISI 316 L	1.00	500416	151970			5.5
	1.50	501238	151971		152092	8.3
X6CrNiMoTi17-12 2B AISI 316 Ti	1.00	500633	153010	153098		5.5
	3.00	502730	153011			16.5

SIMPLY CLICK TO EXPAND // ALL INFORMATION AT A GLANCE
You will find information on the following topics in the front expanded page: tables, desired format and powder coating!

LR10x50 U22x62

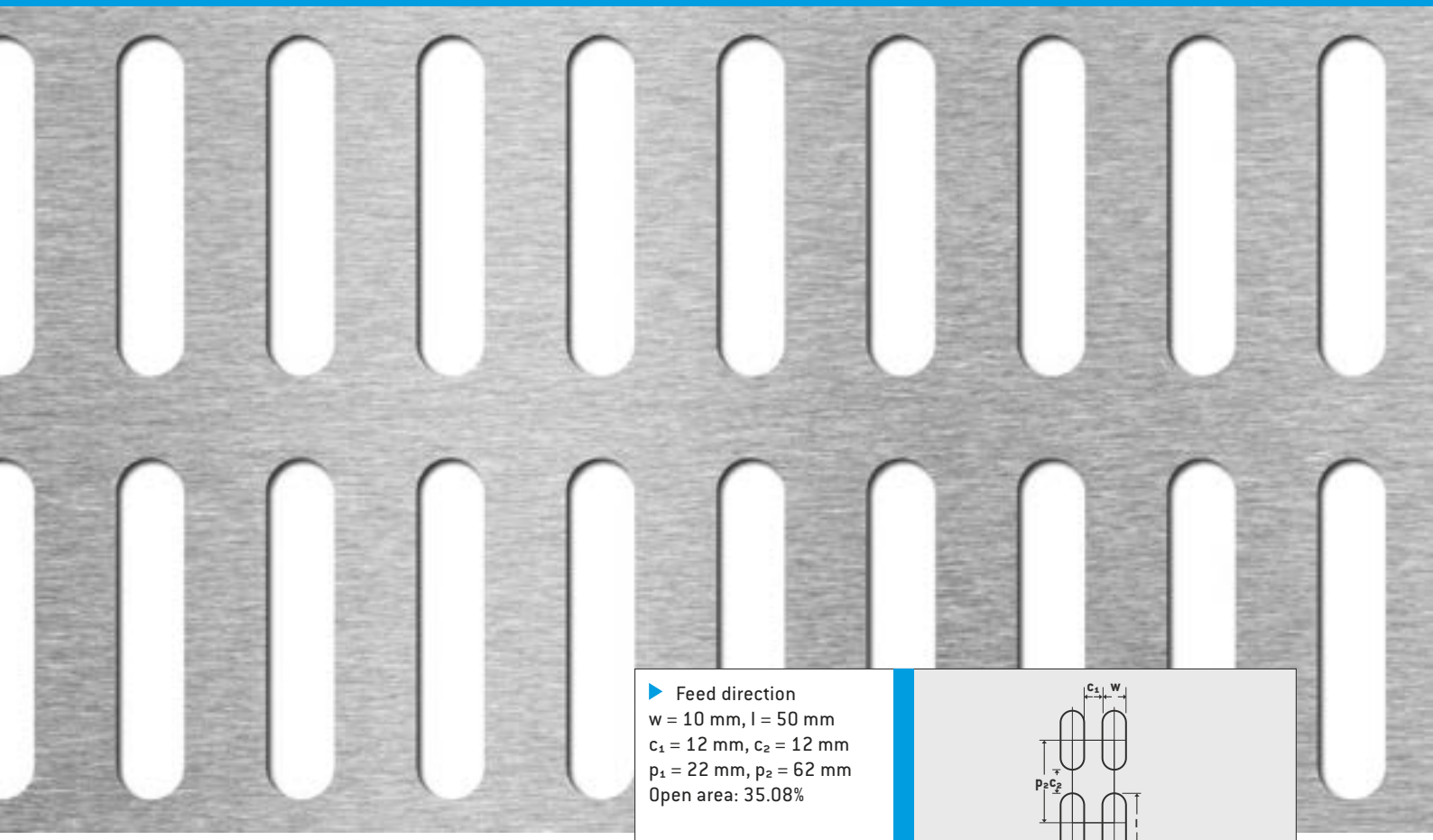

▶ Feed direction
w = 10 mm, l = 50 mm
c_1 = 12 mm, c_2 = 12 mm
p_1 = 22 mm, p_2 = 62 mm
Open area: 35.08%

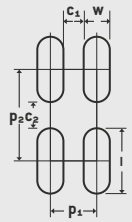

Material (desired formats also available in powder-coated finish)	Material thickness in mm	Desired format	Small format 1000 x 2000 mm	Medium format 1250 x 2500 mm	Large format 1500 x 3000 mm	Weight kg/m²
Steel						
	1.00	500812	153243			5.1
	1.50	501676	153244	153419	153603	7.6
	2.00	502442	153245	153420	153604	10.2
Pre-galvanised						
DX51D	1.00	500714	153768			5.1
	1.50	501576	156979	156980	156981	7.6
	2.00	502354	156982	156983	156984	10.2
Aluminium						
EN AW-1050A H24	1.50	500916	150135	150327	150513	2.6
	2.00	501775	150136	150328	150514	3.5
	3.00	502582	150137	150329	150515	5.3
// PVC coated on one side	1.50	501018	150636	150748		2.6
	2.00	501872	157640	150749		3.5
EN AW-5005 H24 EQ, PVC 1 side	1.50	501103	150932			2.6
	3.00	502644			151256	5.3
// PVC coated on both sides	2.00	501951	156502	156551	156600	3.5
// pre-anodised 2 sides E6/C0, PVC 1 side	2.00	502007	151358	151417	151476	3.5
EN AW-5754 H22	1.00	500328	151628	151761	151846	1.8
Stainless steel						
X5CrNi18-10 2B AISI 304	1.00	500482	152238	152383		5.1
	1.50	501320	152239	152384	152513	7.6
	2.00	502178	152240	152385	152514	10.2
// polished 1 side grain 240, PVC 1 side	1.00	500569	156420			5.1
	1.50	501437	157639	152773	152863	7.6
	2.00	502251	152678	152774		10.2
X2CrNiMo17-12-2 2B AISI 316 L	1.00	500414	151972			5.1
	1.50	501235	151973		152093	7.6
X6CrNiMoTi17-12 2B AISI 316 Ti	1.00	500630	153012	153099		5.1



▶ Feed direction
w = 5 mm, l = 20 mm
c_1 = 7 mm, c_2 = 10 mm
p_1 = 12 mm, p_2 = 30 mm
Open area: 27.78%

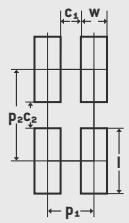

Material (desired formats also available in powder-coated finish)	Material thickness in mm	Desired format	Small format 1000 x 2000 mm	Medium format 1250 x 2500 mm	Large format 1500 x 3000 mm	Weight kg/m²
Steel						
	1.50	501673	157641	153421	153605	8.5
Pre-galvanised						
DX51D	1.50	501573	156961	156962	156963	8.5
	2.00	502351	156964	156965	156966	11.3
Aluminium						
EN AW-1050A H24	1.50	500913	150138	150330	150516	2.9
	2.00	501772	150139	150331	150517	3.9
// PVC coated on one side	1.50	501015	150637	150750		2.9
	2.00	501869	150638	150751		3.9
EN AW-5005 H24 EQ, PVC 1 side	1.50	501100	150935			2.9
// pre-anodised 2 sides E6/C0, PVC 1 side	2.00	502004	151359	151418	151477	3.9
Stainless steel						
X5CrNi18-10 2B AISI 304	1.00	500479	152241	152386		5.7
	1.50	501317	152242	152387	152515	8.5
// polished 1 side grain 240, PVC 1 side	1.00	500567	152679			5.7
	1.50	501434	157642	152775	152865	8.5
X2CrNiMo17-12-2 2B AISI 316 L	1.50	501232	151974		152094	8.5

SIMPLY CLICK TO EXPAND // ALL INFORMATION AT A GLANCE
You will find information on the following topics in the front expanded page: tables, desired format and powder coating!

LC5x50 U25x60

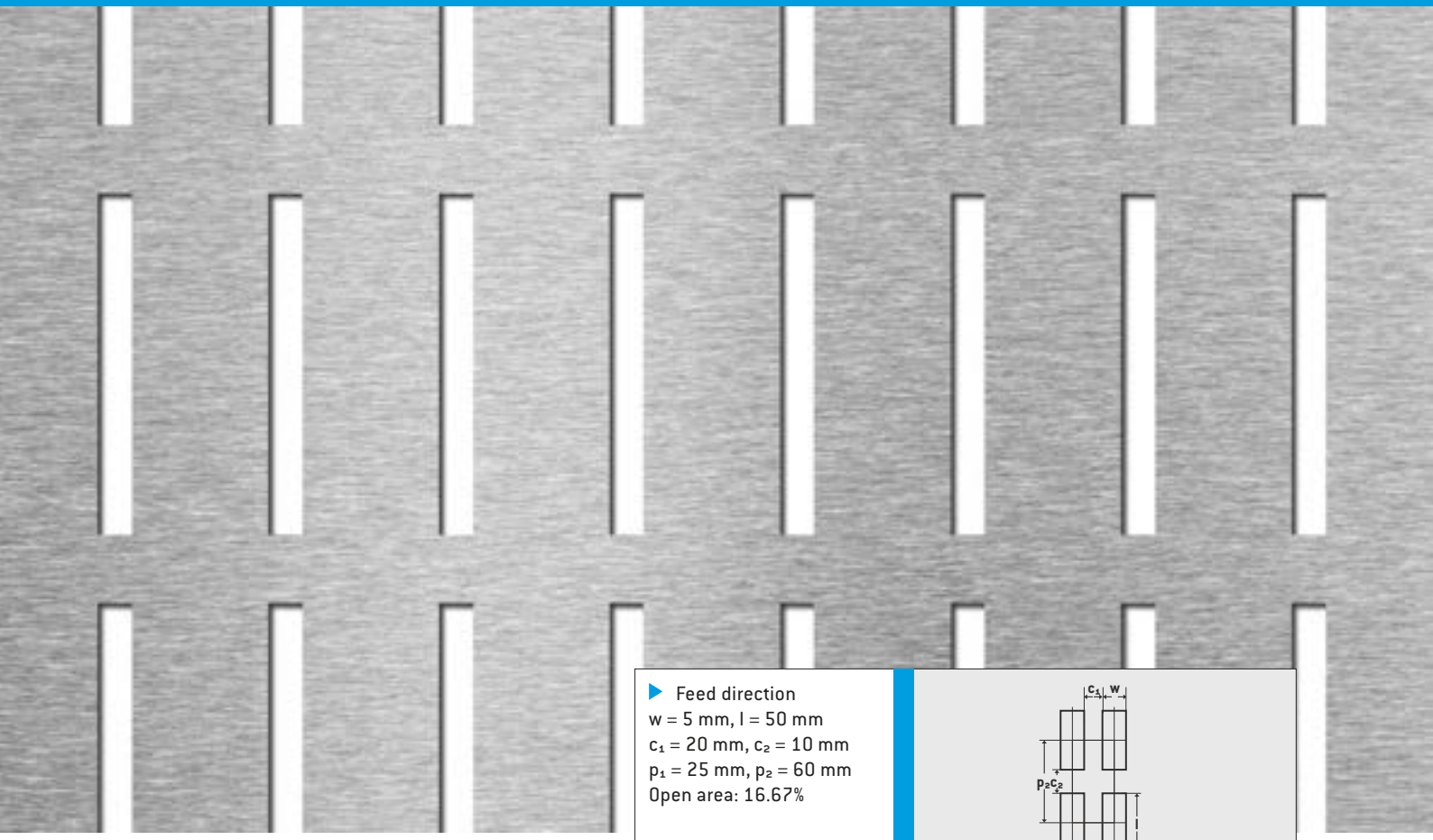

▶ Feed direction
w = 5 mm, l = 50 mm
c_1 = 20 mm, c_2 = 10 mm
p_1 = 25 mm, p_2 = 60 mm
Open area: 16.67%

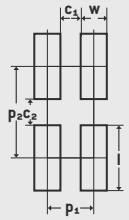

Material (desired formats also available in powder-coated finish)	Material thickness in mm	Desired format	Small format 1000 x 2000 mm	Medium format 1250 x 2500 mm	Large format 1500 x 3000 mm	Weight kg/m²
Steel						
	1.00	500810	153246			6.5
	1.50	501674	153247	153422	153606	9.8
	2.00	502440	153248	153423	153607	13.1
Pre-galvanised						
DX51D	1.00	500712	153769			6.5
	1.50	501574	156967	156968	156969	9.8
	2.00	502352	156970	156971	156972	13.1
Aluminium						
EN AW-1050A H24	1.50	500914	150140	150332	150518	3.4
	2.00	501773	150141	150333	150519	4.5
	3.00	502580	150142	150334	150520	6.7
// PVC coated on one side	1.50	501016	150639	150752		3.4
	2.00 M	501870	157644	150753		4.5
EN AW-5005 H24 EQ, PVC 1 side	1.50	501101	150937			3.4
	3.00	502642			151261	6.7
// pre-anodised 2 sides E6/C0, PVC 1 side	2.00	502005	151360	151419	151478	4.5
EN AW-5754 H22	1.00	500326	151630	151762	151847	2.2
Stainless steel						
X5CrNi18-10 2B AISI 304	1.00	500480	152243	152388		6.5
	1.50	501318	152244	152389	152516	9.8
	2.00	502176	152245	152390	152517	13.1
// polished 1 side grain 240, PVC 1 side	1.50 M	501435	157643	152776	152866	9.8
	2.00	502249	152680	152777		13.1
X2CrNiMo17-12-2 2B AISI 316 L	1.00	500412	151975			6.5
	1.50	501233	151976		152095	9.8
X6CrNiMoTi17-12 2B AISI 316 Ti	1.00	500628	153013	153100		6.5



▶ Feed direction
w = 8 mm, l = 40 mm
c_1 = 12 mm, c_2 = 12 mm
p_1 = 20 mm, p_2 = 52 mm
Open area: 30.77%

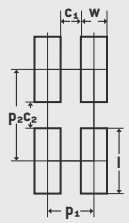

Material (desired formats also available in powder-coated finish)	Material thickness in mm	Desired format	Small format 1000 x 2000 mm	Medium format 1250 x 2500 mm	Large format 1500 x 3000 mm	Weight kg/m²
Steel						
	1.00	500811	153249			5.4
	1.50	501675	153250	153424	153608	8.2
	2.00	502441	153251	153425	153609	10.9
	2.99	502526	153252	153426	153610	16.2
Pre-galvanised						
DX51D	1.00	500713	153770			5.4
	1.50	501575	156973	156974	156975	8.2
	2.00	502353	156976	156977	156978	10.9
	3.00	502765	156421			16.3
Aluminium						
EN AW-1050A H24	1.50	500915	150143	150335	150521	2.8
	2.00	501774	150144	150336	150522	3.7
	3.00	502581	156422	156423	156424	5.6
// PVC coated on one side	1.50	501017	150640	150754		2.8
	2.00	501871	157646	150755		3.7
EN AW-5005 H24 EQ, PVC 1 side	1.50	501102	150940			2.8
	3.00	502643			151264	5.6
// PVC coated on both sides	2.00	501950	156501	156550	156599	3.7
// pre-anodised 2 sides E6/C0, PVC 1 side	2.00	502006	151361	151420	151479	3.7
EN AW-5754 H22	1.00	500327	151632	151763	151848	1.9
Stainless steel						
X5CrNi18-10 2B AISI 304	1.00	500481	152246	152391		5.4
	1.50	501319	152247	152392	152518	8.2
	2.00	502177	152248	152393	152519	10.9
// polished 1 side grain 240, PVC 1 side	1.00	500568	152681			5.4
	1.50 M	501436	157645	152778	152868	8.2
	2.00	502250	152682	152779		10.9
X2CrNiMo17-12-2 2B AISI 316 L	1.00	500413	151977			5.4
	1.50	501234	151978		152096	8.2
X6CrNiMoTi17-12 2B AISI 316 Ti	1.00	500629	153014	153101		5.4

SIMPLY CLICK TO EXPAND // ALL INFORMATION AT A GLANCE
You will find information on the following topics in the front expanded page: tables, desired format and powder coating!

PERFORATED SHEETS

CREATIV LINE

ALWAYS UP TO DATE:

You can also find all MEVACO products and our new products online at:
www.mevaco.com

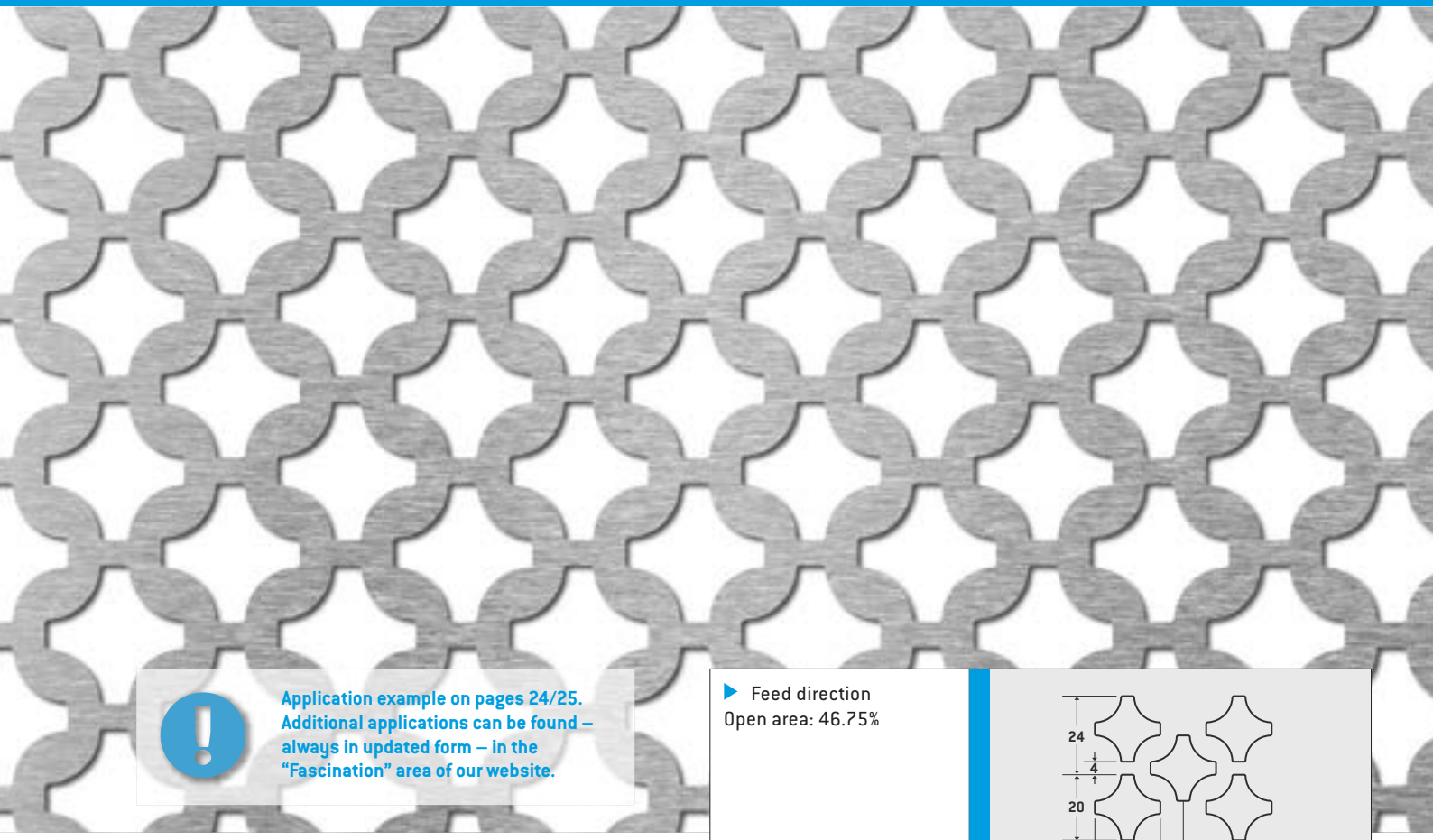

Application example on pages 24/25. Additional applications can be found – always in updated form – in the "Fascination" area of our website.

▶ Feed direction
Open area: 46.75%

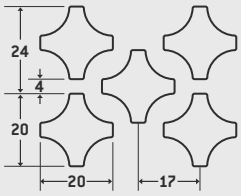

Material (desired formats also available in powder-coated finish)	Material thickness in mm	Desired format	Small format 1000 x 2000 mm	Medium format 1250 x 2500 mm	Large format 1500 x 3000 mm	Weight kg/m²
Steel						
	1.50	501662	157651	153427	153611	6.3
	2.00	502434	153253	153428	153612	8.4
Pre-galvanised						
DX51D	1.50	501562	156919	156920	156921	6.3
	2.00	502345	156922	156923	156924	8.4
Aluminium						
EN AW-1050A H24	1.50	500902	150145	150337	150523	2.2
	2.00	501764	150146	150338	150524	2.9
// PVC coated on one side	1.50	501005	150642	150757		2.2
	2.00 M	501861	157944	150758		2.9
EN AW-5005 H24 EQ, PVC 1 side	1.50	501089	150943			2.2
// PVC coated on both sides	2.00	501944	156495	156544	156593	2.9
// pre-anodised 2 sides E6/C0, PVC 1 side	2.00	501996	151362	151421	151480	2.9
Stainless steel						
X5CrNi18-10 2B AISI 304	1.50	501309	152249	156446	152520	6.3
// polished 1 side grain 240, PVC 1 side	1.50	501426	152683	152780	152869	6.3
X2CrNiMo17-12-2 2B AISI 316 L	1.50	501225	151979		152097	6.3
Brass						
CuZn37 (CZ108)	1.50	503252	158214			6.8

SIMPLY CLICK TO EXPAND // ALL INFORMATION AT A GLANCE
You will find information on the following topics in the front expanded page: tables, desired format and powder coating!

Leporello



▶ Feed direction
Open area: 36.00%

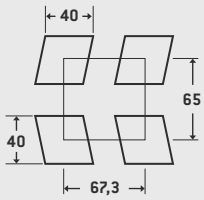

Material (desired formats also available in powder-coated finish)	Material thickness in mm	Desired format	Small format 1000 x 2000 mm	Medium format 1250 x 2500 mm	Large format 1500 x 3000 mm	Weight kg/m²
Steel						
	1.50	501672	153254	153429	153613	7.5
	2.00	502439	153255	153430	153614	10.0
Pre-galvanised						
DX51D	1.50	501572	156955	156956	156957	7.5
	2.00	502350	156958	156959	156960	10.0
Aluminium						
EN AW-1050A H24	1.50	500912	150147	150339	150525	2.6
	2.00	501771	150148	150340	150526	3.5
	3.00	502579	150149	150341	150527	5.2
// PVC coated on one side	1.50	501014	150643	150759		2.6
	2.00	501868	157653	150760		3.5
EN AW-5005 H24 EQ, PVC 1 side	1.50	501099	150945			2.6
	3.00	502641			151269	5.2
// pre-anodised 2 sides E6/C0, PVC 1 side	2.00	502003	151363	151422	151481	3.5
Stainless steel						
X5CrNi18-10 2B AISI 304	1.50	501316	152250	152394	152521	7.5
// polished 1 side grain 240, PVC 1 side	1.50	501433	152684	152781	152870	7.5
X2CrNiMo17-12-2 2B AISI 316 L	1.50	501231	151980		152098	7.5

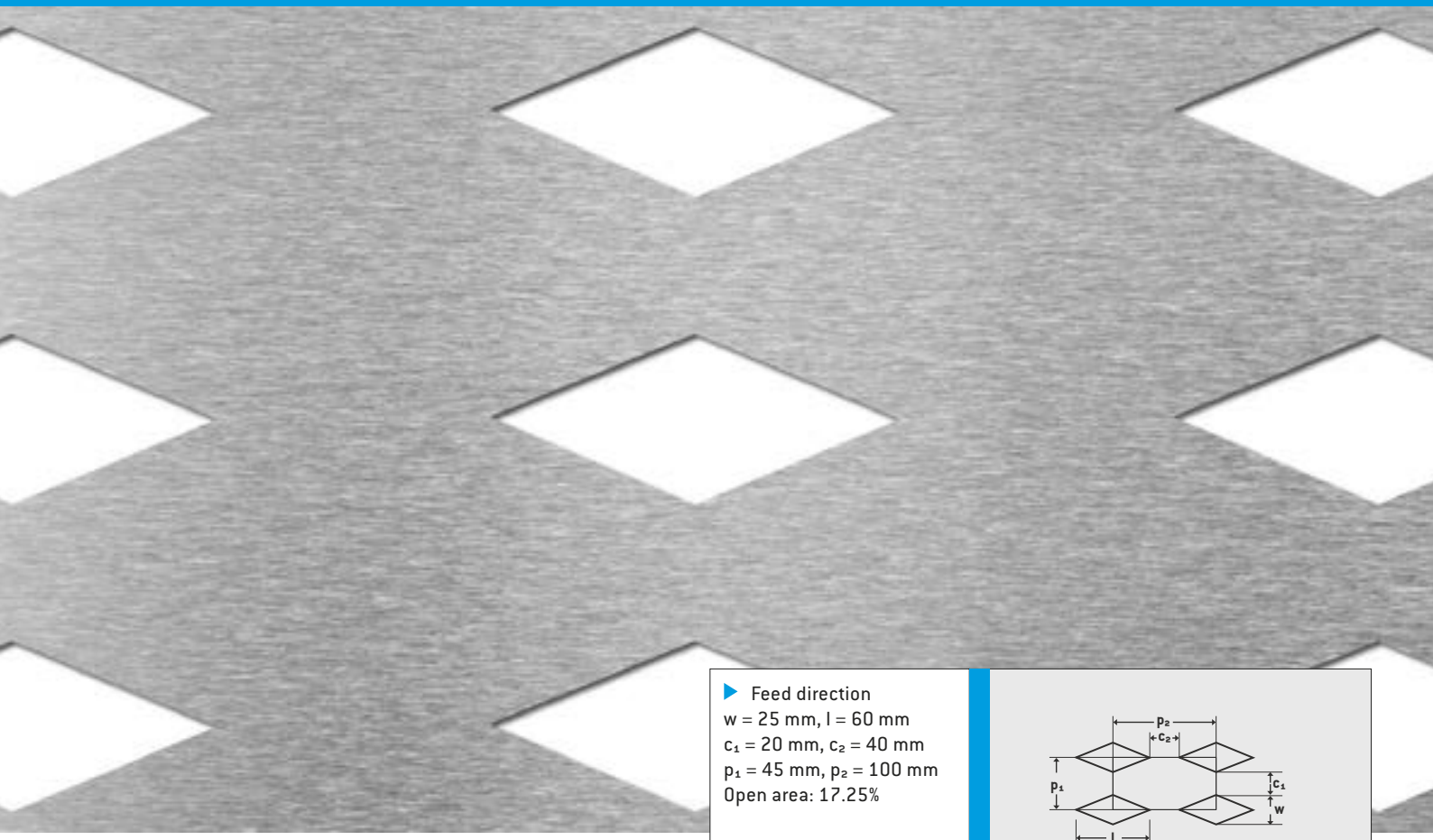

▶ Feed direction
w = 25 mm, l = 60 mm
c_1 = 20 mm, c_2 = 40 mm
p_1 = 45 mm, p_2 = 100 mm
Open area: 17.25%

Material (desired formats also available in powder-coated finish)	Material thickness in mm	Desired format	Small format 1000 x 2000 mm	Medium format 1250 x 2500 mm	Large format 1500 x 3000 mm	Weight kg/m²
Steel						
	1.50	501721	153256	153431	153615	9.7
	2.00	502480	153257	153432	153616	13.0
Pre-galvanised						
DX51D	1.50	501622	157074	157075	157076	9.7
	2.00	502393	157077	157078	157079	13.0
Aluminium						
EN AW-1050A H24	1.50	500963	150150	150342	150528	3.4
	2.00	501819	150151	150343	150529	4.5
// PVC coated on one side	1.50	501057	150644	150761		3.4
	2.00 M	501912	157647	150762		4.5
EN AW-5005 H24 EQ, PVC 1 side	1.50	501139	150947			3.4
	3.00	502669			151272	6.7
// pre-anodised 2 sides E6/C0, PVC 1 side	2.00	502045	151364	151423	151482	4.5
Stainless steel						
X5CrNi18-10 2B AISI 304	1.50	501358	152251	152395	152522	9.7
// polished 1 side grain 240, PVC 1 side	1.50	501470	152685	152782	152871	9.7
X2CrNiMo17-12-2 2B AISI 316 L	1.50	501271	151981		152099	9.7
X6CrNiMoTi17-12 2B AISI 316 Ti	1.50	501528	156449			9.7

SIMPLY CLICK TO EXPAND // ALL INFORMATION AT A GLANCE
You will find information on the following topics in the front expanded page: tables, desired format and powder coating!

Rhomb staggered

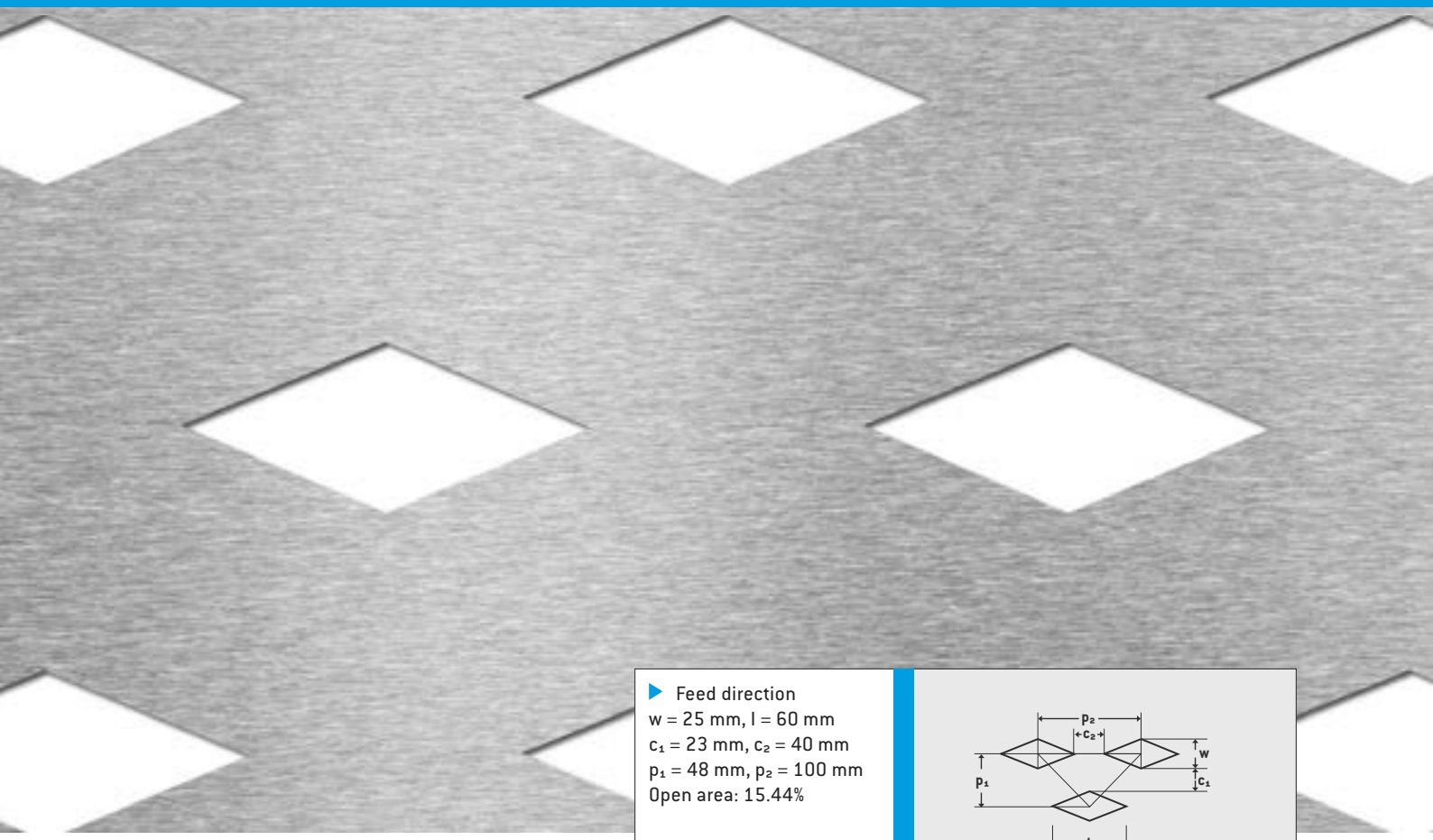

▶ Feed direction
w = 25 mm, l = 60 mm
c_1 = 23 mm, c_2 = 40 mm
p_1 = 48 mm, p_2 = 100 mm
Open area: 15.44%

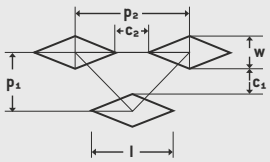

Material (desired formats also available in powder-coated finish)	Material thickness in mm	Desired format	Small format 1000 x 2000 mm	Medium format 1250 x 2500 mm	Large format 1500 x 3000 mm	Weight kg/m²
Steel						
	1.50	501722	153258	153433	153617	10.0
	2.00	502481	153259	153434	153618	13.3
Pre-galvanised						
DX51D	1.50	501623	157080	157081	157082	10.0
	2.00	502394	157083	157084	157085	13.3
Aluminium						
EN AW-1050A H24	1.50	500964	150152	150344	150530	3.4
	2.00	501820	150153	156450	150531	4.6
	3.00	502608	150154	150345	150532	6.8
// PVC coated on one side	1.50	501058	150645	150763		3.4
	2.00	501913	150646	150764		4.6
EN AW-5005 H24 EQ, PVC 1 side	1.50	501140	150950			3.4
	3.00	502670			151275	6.8
// pre-anodised 2 sides E6/C0, PVC 1 side	2.00	502046	151365	151424	151483	4.6
Stainless steel						
X5CrNi18-10 2B AISI 304	1.50	501359	152252	152396	152523	10.0
// polished 1 side grain 240, PVC 1 side	1.50	501471	152686	152783	152872	10.0
X2CrNiMo17-12-2 2B AISI 316 L	1.50	501272	151982		152100	10.0
X6CrNiMoTi17-12 2B AISI 316 Ti	1.50	501529	156451			10.0

▶ Feed direction
w = 30 mm, l = 45 mm
c_1 = 30 mm, c_2 = 30 mm
p_1 = 60 mm, p_2 = 75 mm
Open area: 27.96%

Material (desired formats also available in powder-coated finish)	Material thickness in mm	Desired format	Small format 1000 x 2000 mm	Medium format 1250 x 2500 mm	Large format 1500 x 3000 mm	Weight kg/m²
Steel						
	1.50	501726	153260	153435	153619	8.5
	2.00	502485	153261	153436	153620	11.3
Pre-galvanised						
DX51D	1.50	501627	157086	157087	157088	8.5
	2.00	502398	157089	157090	157091	11.3
Aluminium						
EN AW-1050A H24	1.50	500968	150155	150346	150533	2.9
	2.00	501824	150156	150347	150534	3.9
	3.00	502612	150157	150348	150535	5.8
// PVC coated on one side	1.50	501062	150647	150765		2.9
	2.00	501917	157656	150766		3.9
EN AW-5005 H24 EQ, PVC 1 side	1.50	501141	150953			2.9
	3.00	502671			151278	5.8
// PVC coated on both sides	2.00	501978	156494	156543	156592	3.9
// pre-anodised 2 sides E6/C0, PVC 1 side	2.00	502047	151366	151425	151484	3.9
Stainless steel						
X5CrNi18-10 2B AISI 304	1.50	501363	152253	152397	152524	8.5
// polished 1 side grain 240, PVC 1 side	1.50	501475	152687	152784	152873	8.5
X2CrNiMo17-12-2 2B AISI 316 L	1.50	501273	151983		152101	8.5

SIMPLY CLICK TO EXPAND // ALL INFORMATION AT A GLANCE
You will find information on the following topics in the front expanded page: tables, desired format and powder coating!

Halfmoon



▶ Feed direction
Open area: 16.65%

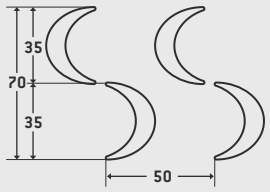

Material (desired formats also available in powder-coated finish)	Material thickness in mm	Desired format	Small format 1000 x 2000 mm	Medium format 1250 x 2500 mm	Large format 1500 x 3000 mm	Weight kg/m²
Steel						
	1.50	501669	153262	153437	153621	9.8
Pre-galvanised						
DX51D	1.50	501569	156944	156945	156946	9.8
Aluminium						
EN AW-1050A H24	1.50	500909	150158	150349	150536	3.4
	2.00	501770	150159	150350	150537	4.5
// PVC coated on one side	1.50	501011	150648	150767		3.4
	2.00 M	501867	157655	150768		4.5
EN AW-5005 H24 EQ, PVC 1 side	1.50	501096	150956			3.4
// pre-anodised 2 sides E6/C0, PVC 1 side	2.00	502002	151367	151426	151485	4.5

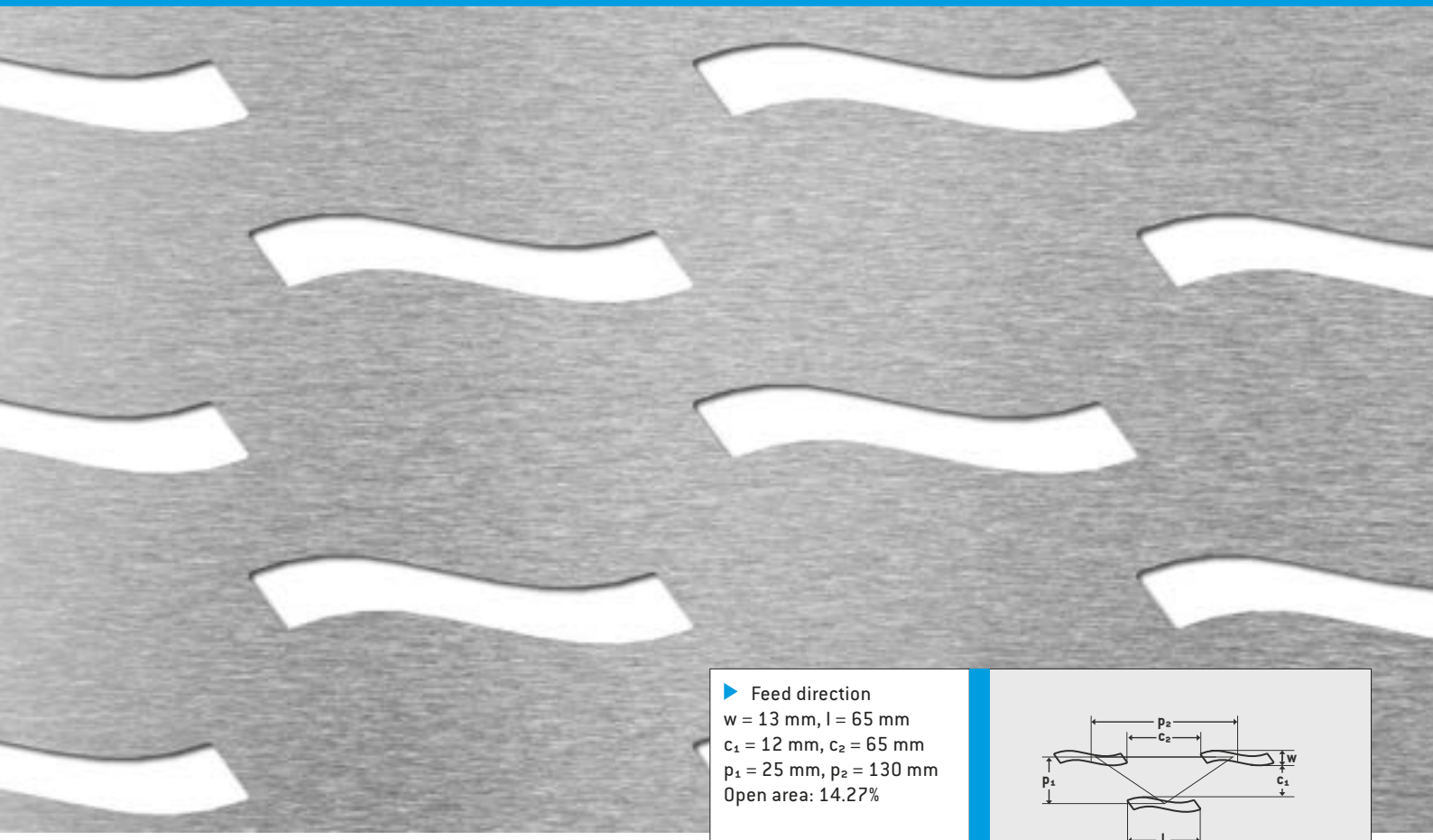

▶ Feed direction
w = 13 mm, l = 65 mm
c_1 = 12 mm, c_2 = 65 mm
p_1 = 25 mm, p_2 = 130 mm
Open area: 14.27%

Material (desired formats also available in powder-coated finish)	Material thickness in mm	Desired format	Small format 1000 x 2000 mm	Medium format 1250 x 2500 mm	Large format 1500 x 3000 mm	Weight kg/m²
Steel						
	1.50	501763	153263	153438	153622	10.1
	2.00	502521	153264	153439	153623	13.5
Pre-galvanised						
DX51D	1.50	501661	157110	157111	157112	10.1
	2.00	502433	157113	157114	157115	13.5
Aluminium						
EN AW-1050A H24	1.50	501004	150160	150351	150538	3.5
	2.00	501860	150161	150352	150539	4.6
// PVC coated on one side	1.50	501088	150649	150769		3.5
	2.00	501943	150650	150770		4.6
EN AW-5005 H24 EQ, PVC 1 side	1.50	501166	150958			3.5
// pre-anodised 2 sides E6/C0, PVC 1 side	2.00	502073	151368	151427	151486	4.6
Stainless steel						
X5CrNi18-10 2B AISI 304	1.50	501399	152254	152398	152525	10.1
// polished 1 side grain 240, PVC 1 side	1.50	501501	152688	152785	152874	10.1
// polished 2 sides grain 240, PVC 2 sides	1.50 M	503225	157652	158147	158148	10.1
X2CrNiMo17-12-2 2B AISI 316 L	1.50	501308	151984		152102	10.1

SIMPLY CLICK TO EXPAND // ALL INFORMATION AT A GLANCE
You will find information on the following topics in the front expanded page: tables, desired format and powder coating!

Soap Bubble



▶ Feed direction
Open area: 12.20%

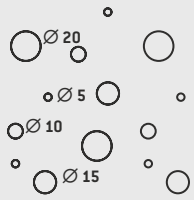

Material (desired formats also available in powder-coated finish)	Material thickness in mm	Desired format	Small format 1000 x 2000 mm	Medium format 1250 x 2500 mm	Large format 1500 x 3000 mm	Weight kg/m²
Steel						
	1.00	500901	153265			6.9
	1.50	501761	101548	153440	153624	10.3
	2.00	502519	153266	153441	153625	13.8
	2.99	502575	153267	153442	153626	20.6
Pre-galvanised						
DX51D	1.00	500802	153771			6.9
	1.50	501659	157098	157099	157100	10.3
	2.00	502431	157101	157102	157103	13.8
	3.00	502812	156452			20.7
Aluminium						
EN AW-1050A H24	1.50	501002	150162	150353	150540	3.6
	2.00	501858	150163	150354	150541	4.7
	3.00	502636	150164	150355	150542	7.1
// PVC coated on one side	1.50	501086	150651	150771		3.6
	2.00 M	501941	101536	150772		4.7
EN AW-5005 H24 EQ, PVC 1 side	1.50	501164	150960			3.6
	3.00	502690			151285	7.1
// PVC coated on both sides	2.00	501995	156493	156542	156591	4.7
// pre-anodised 2 sides E6/C0, PVC 1 side	2.00	502071	151369	151428	151487	4.7
EN AW-5754 H22	1.00	500406	151636	151765	151849	2.4
Stainless steel						
X5CrNi18-10 2B AISI 304	1.00	500560	152255	152399		6.9
	1.50	501397	152256	152400	152526	10.3
	2.00	502245	152257	152401	152527	13.8
	3.00	502726	152258			20.7
// polished 1 side grain 240, PVC 1 side	1.00	500622	152689			6.9
	1.50	501499	152690	152786	152875	10.3
	2.00	502302	152691	152787		13.8
// polished 2 sides grain 240, PVC 2 sides	1.50	501425	101649	152551	152564	10.3
X2CrNiMo17-12-2 2B AISI 316 L	1.00	500473	151985			6.9
	1.50	501306	151986		152103	10.3
X6CrNiMoTi17-12 2B AISI 316 Ti	1.00	500704	153015	153104		6.9
	3.00	502761	153017			20.7

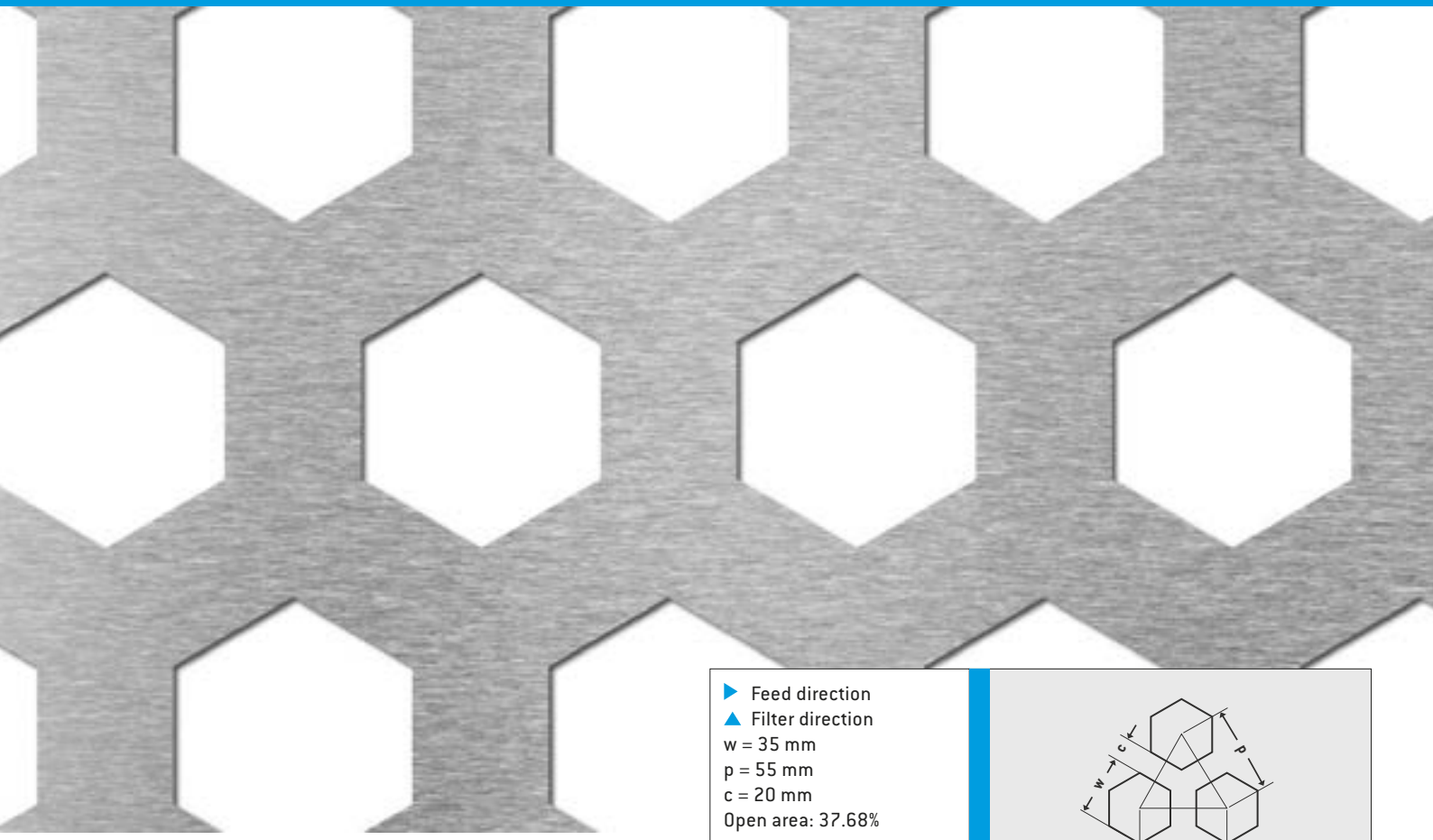

▶ Feed direction
▲ Filter direction
w = 35 mm
p = 55 mm
c = 20 mm
Open area: 37.68%

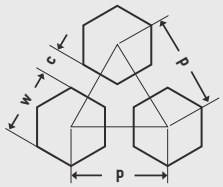

Material (desired formats also available in powder-coated finish)	Material thickness in mm	Desired format	Small format 1000 x 2000 mm	Medium format 1250 x 2500 mm	Large format 1500 x 3000 mm	Weight kg/m²
Steel						
	1.50	501762	157650	153443	153627	7.3
	2.00	502520	153268	153444	153628	9.8
Pre-galvanised						
DX51D	1.50	501660	157104	157105	157106	7.3
	2.00	502432	157107	157108	157109	9.8
Aluminium						
EN AW-1050A H24	1.50	501003	150165	150356	150543	2.5
	2.00	501859	150166	150357	150544	3.4
	3.00	502637	150167	150358	150545	5.0
// PVC coated on one side	1.50	501087	150652	150773		2.5
	2.00 M	501942	157649	150774		3.4
EN AW-5005 H24 EQ, PVC 1 side	1.50	501165	150963			2.5
	3.00	502691			151288	5.0
// pre-anodised 2 sides E6/C0, PVC 1 side	2.00	502072	151370	151429	151488	3.4
Stainless steel						
X5CrNi18-10 2B AISI 304	1.50	501398	152259	152402	152528	7.3
// polished 1 side grain 240, PVC 1 side	1.50	501500	152692	152788	152877	7.3
X2CrNiMo17-12-2 2B AISI 316 L	1.50	501307	151987		152104	7.3

SIMPLY CLICK TO EXPAND // ALL INFORMATION AT A GLANCE
You will find information on the following topics in the front expanded page: tables, desired format and powder coating!

Chess 20

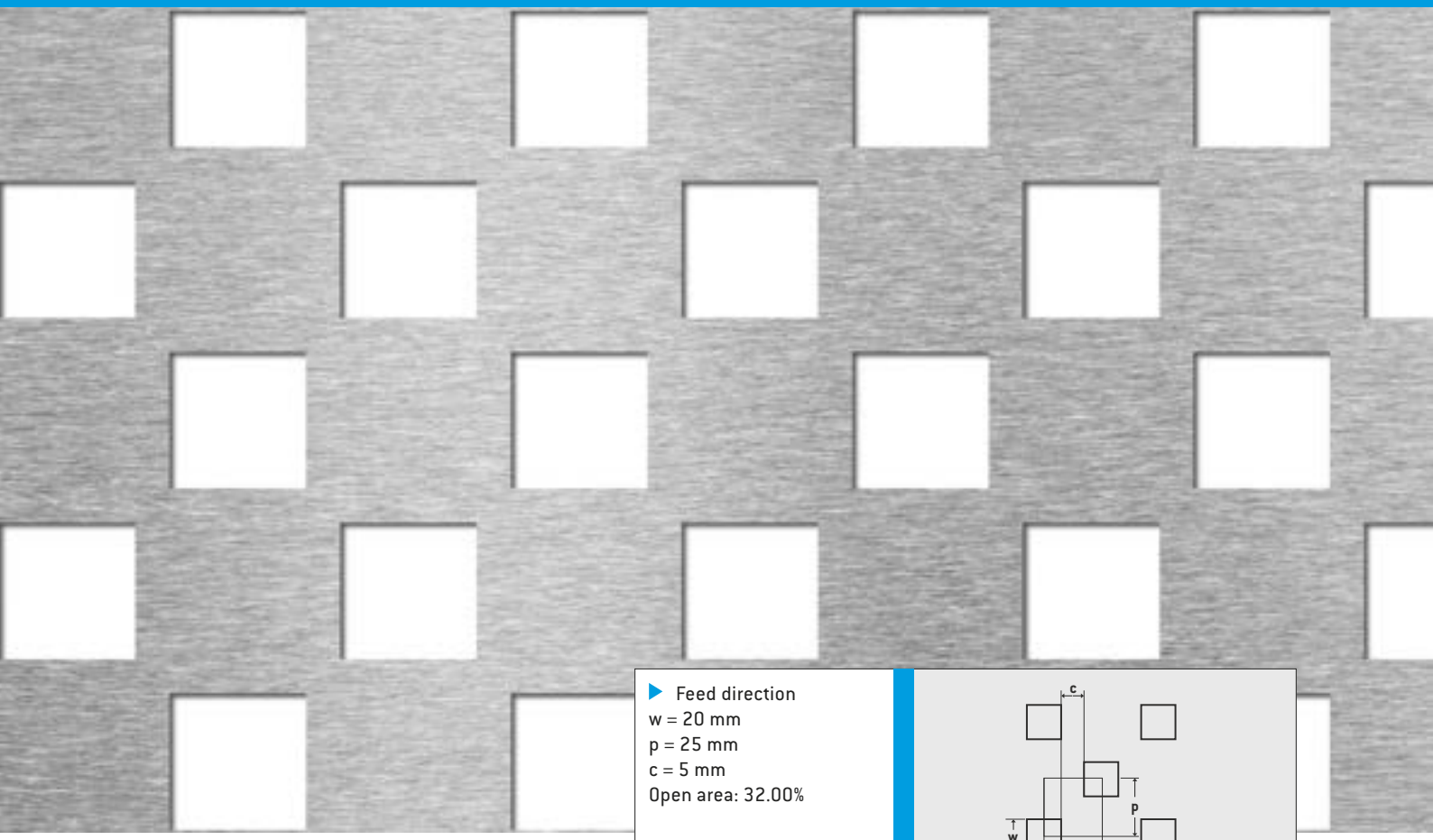

▶ Feed direction
w = 20 mm
p = 25 mm
c = 5 mm
Open area: 32.00%

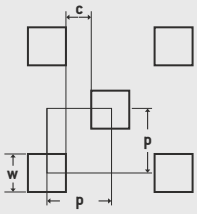

Material (desired formats also available in powder-coated finish)	Material thickness in mm	Desired format	Small format 1000 x 2000 mm	Medium format 1250 x 2500 mm	Large format 1500 x 3000 mm	Weight kg/m²
Steel						
	1.00	500803	153216	153390		5.3
	1.50	501663	153217	153391	153574	8.0
	2.00	502435	153218	153392	153575	10.7
	2.99	502522	153219	153393	153576	16.0
Pre-galvanised						
DX51D	1.00	500705	153748	153866		5.3
	1.50	501563	153749	153867	153963	8.0
	2.00	502346	153750	153868	153964	10.7
	3.00	502762	153751			16.0
Aluminium						
EN AW-1050A H24	1.50	500903	150112	150302	150489	2.8
	2.00 M	501765	150113	150303	150490	3.7
	3.00	502576	150114	150304	150491	5.5
// PVC coated on one side	1.50	501006	150618	150726		2.8
	2.00	501862	150619	150727		3.7
EN AW-5005 H24 EQ, PVC 1 side	1.50	501090	150905			2.8
	3.00	502638			151229	5.5
// pre-anodised 2 sides E6/C0, PVC 1 side	2.00	501997	151347	151406	151465	3.7
EN AW-5754 H22	1.00	500319	151608	151743	151834	1.8
	1.50	501167	151609	151744		2.8
Stainless steel						
X5CrNi18-10 2B AISI 304	1.00	500474	152206	152352		5.3
	1.50	501310	152207	152353	152495	8.0
	2.00	502173	152208	152354	152496	10.7
// polished 1 side grain 240, PVC 1 side	1.50	501427	152655	152756	152848	8.0
	2.00	502246	152656	152757		10.7
X2CrNiMo17-12-2 2B AISI 316 L	1.00	500407	151951			5.3
	1.50	501226	151952		152082	8.0
	2.00	502127	151953			10.7
X6CrNiMoTi17-12 2B AISI 316 Ti	1.00	500623	152992	153086		5.3
	1.50	501502	152993			8.0
	2.00	502303	152994			10.7
	3.00	502727	152995			16.0

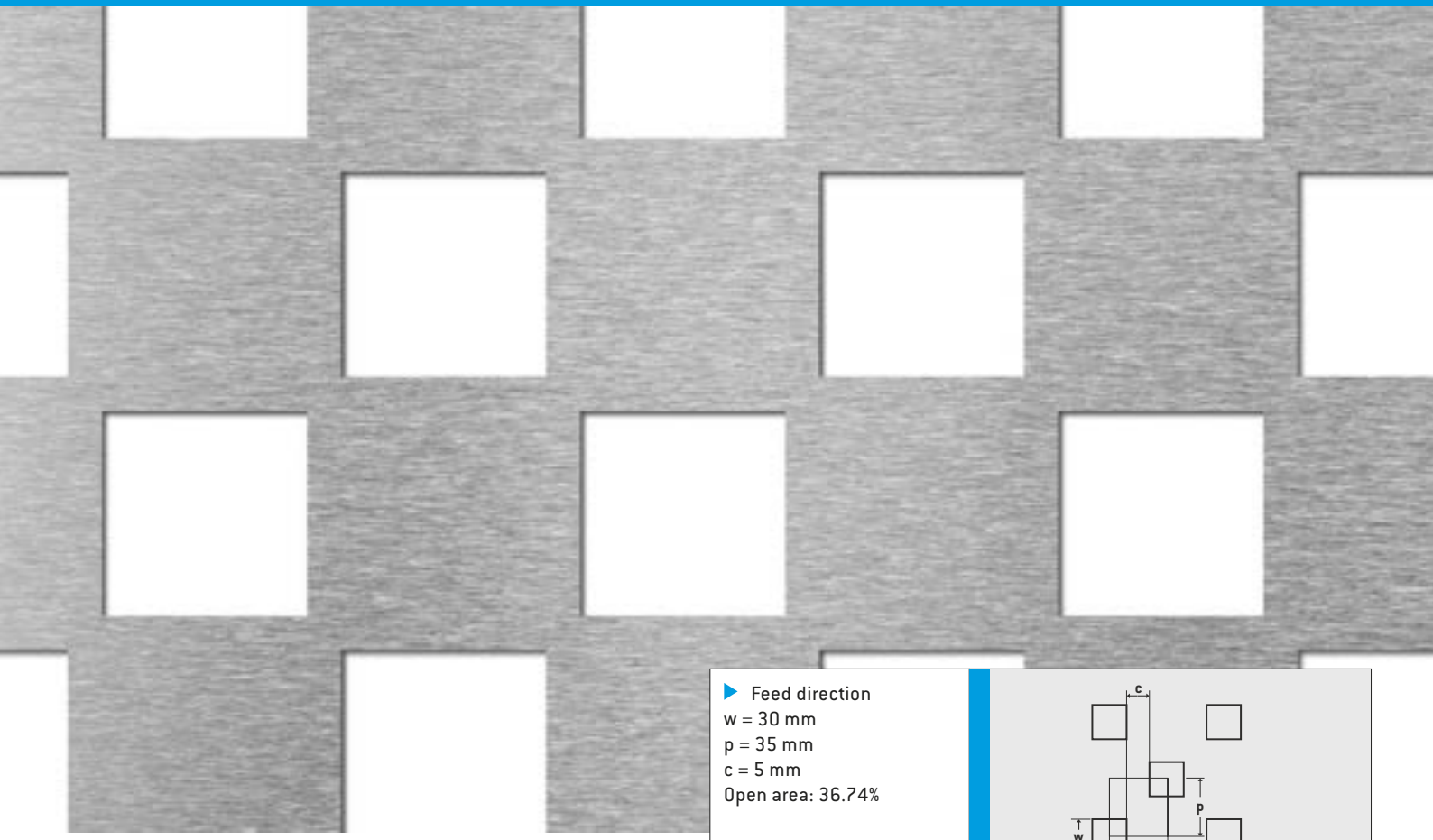

▶ Feed direction
w = 30 mm
p = 35 mm
c = 5 mm
Open area: 36.74%

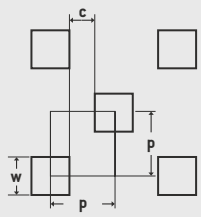

Material (desired formats also available in powder-coated finish)	Material thickness in mm	Desired format	Small format 1000 x 2000 mm	Medium format 1250 x 2500 mm	Large format 1500 x 3000 mm	Weight kg/m²
Steel						
	1.00	500804	153220	153394	153577	5.0
	1.50	501664	153221	153395	153578	7.4
Pre-galvanised						
DX51D	1.00	500706	153752	153869	153965	5.0
	1.50	501564	153753	153870	153966	7.4
Aluminium						
EN AW-1050A H24	1.00	500256	150115	150305	150492	1.7
	1.50	500904	150116	150306	150493	2.6
	2.00 M	501766	150117	150307	150494	3.4
// PVC coated on one side	1.50	501007	150620	150728		2.6
	2.00	501863	150621	150729	150823	3.4
EN AW-5005 H24 EQ, PVC 1 side	1.50	501091	150908			2.6
// pre-anodised 2 sides E6/C0, PVC 1 side	2.00	501998	151348	151407	151466	3.4
EN AW-5754 H22	1.00	500320	151612	151746	151836	1.7
	1.50	501168	151613	151747	151837	2.6
	2.00	502075	151614	151748		3.4
Stainless steel						
X5CrNi18-10 2B AISI 304	1.00	500475	152209	152355		5.0
// polished 1 side grain 240, PVC 1 side	1.00	500563	152657			5.0
X2CrNiMo17-12-2 2B AISI 316 L	1.00	500408	151954			5.0
X6CrNiMoTi17-12 2B AISI 316 Ti	1.00	500624	152996	153088		5.0

SIMPLY CLICK TO EXPAND // ALL INFORMATION AT A GLANCE
You will find information on the following topics in the front expanded page: tables, desired format and powder coating!

Ellipse EVH 8x32

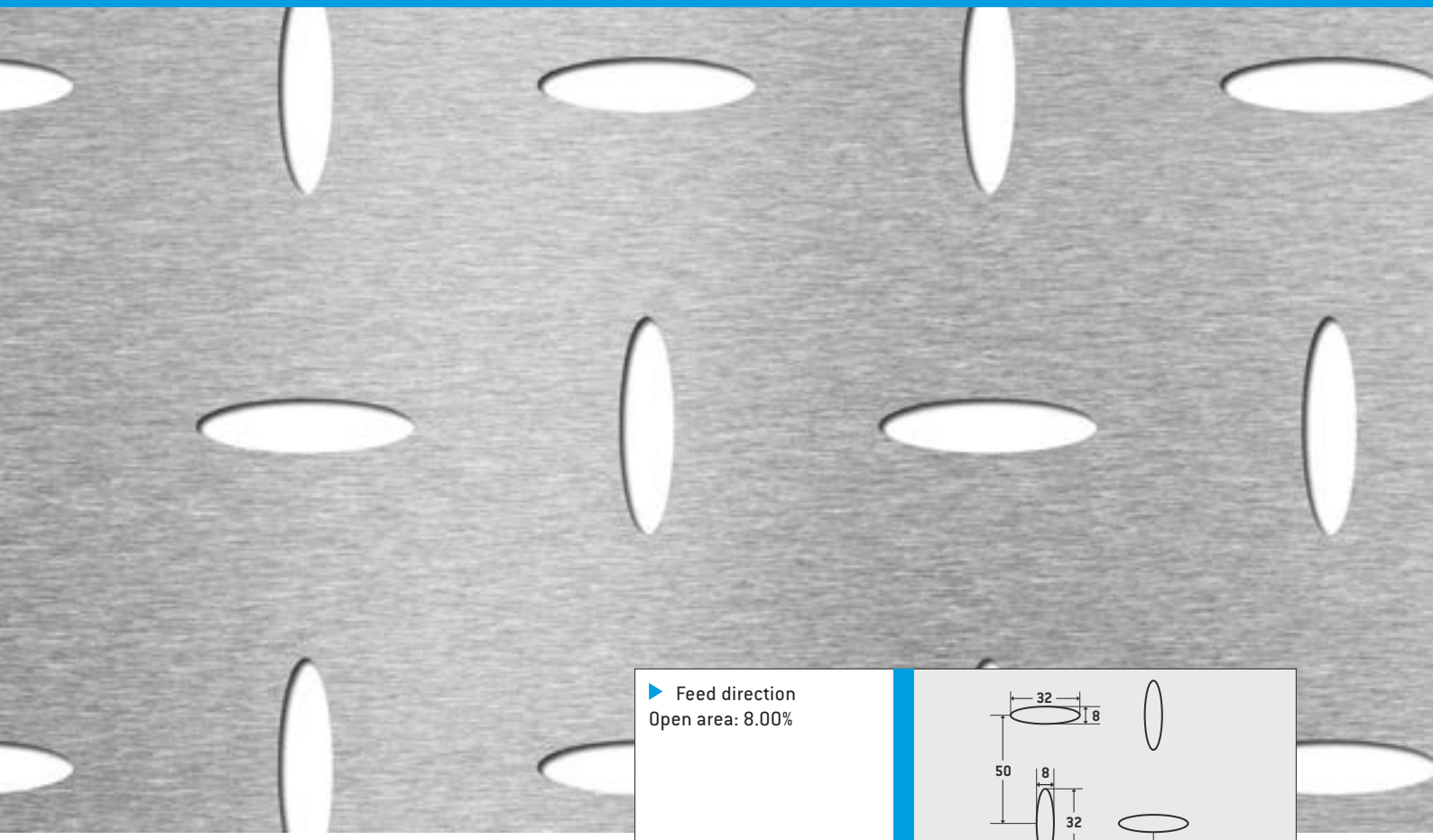

▶ Feed direction
Open area: 8.00%

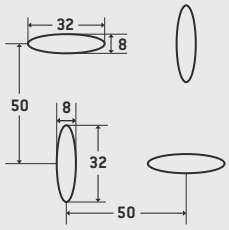

Material (desired formats also available in powder-coated finish)	Material thickness in mm	Desired format	Small format 1000 x 2000 mm	Medium format 1250 x 2500 mm	Large format 1500 x 3000 mm	Weight kg/m²
Steel						
	1.00	500806	153269			7.2
	1.50	501666	153270	153445	153629	10.8
	2.00	502437	153271	153446	153630	14.4
	2.99	502524	153272	153447	153631	21.6
Pre-galvanised						
DX51D	1.00	500708	153772			7.2
	1.50	501566	156932	156933	156934	10.8
	2.00	502348	156935	156936	156937	14.4
	3.00	502763	156453			21.7
Aluminium						
EN AW-1050A H24	1.50	500906	150168	150359	150546	3.7
	2.00	501768	150169	150360	150547	5.0
	3.00	502578	150170	150361	150548	7.5
// PVC coated on one side	1.50	501009	150653	150775		3.7
	2.00 M	501865	100479	100482		5.0
EN AW-5005 H24 EQ, PVC 1 side	1.50	501093	150966			3.7
	3.00	502640			151291	7.5
// PVC coated on both sides	2.00	501946	156496	156545	156594	5.0
// pre-anodised 2 sides E6/C0, PVC 1 side	2.00	502000	151371	151430	151489	5.0
EN AW-5754 H22	1.00	500322	151639	151766	151850	2.5
Stainless steel						
X5CrNi18-10 2B AISI 304	1.00	500477	152260	152403		7.2
	1.50	501312	152261	152404	152529	10.8
	2.00	502174	152262	152405	152530	14.4
	3.00	502692	152263			21.7
// polished 1 side grain 240, PVC 1 side	1.00	500565	152693			7.2
	1.50	501429	152694	152789	152878	10.8
	2.00	502247	152695	152790		14.4
// polished 2 sides grain 240, PVC 2 sides	1.50	501401	100564	157917	152565	10.8
X2CrNiMo17-12-2 2B AISI 316 L	1.00	500410	151988			7.2
	1.50	501228	151989		152105	10.8
	2.00	502128	156931			14.4
X6CrNiMoTi17-12 2B AISI 316 Ti	1.00	500626	153018	153105		7.2
	3.00	502728	153019			21.7

Ellipse EVH 30x70

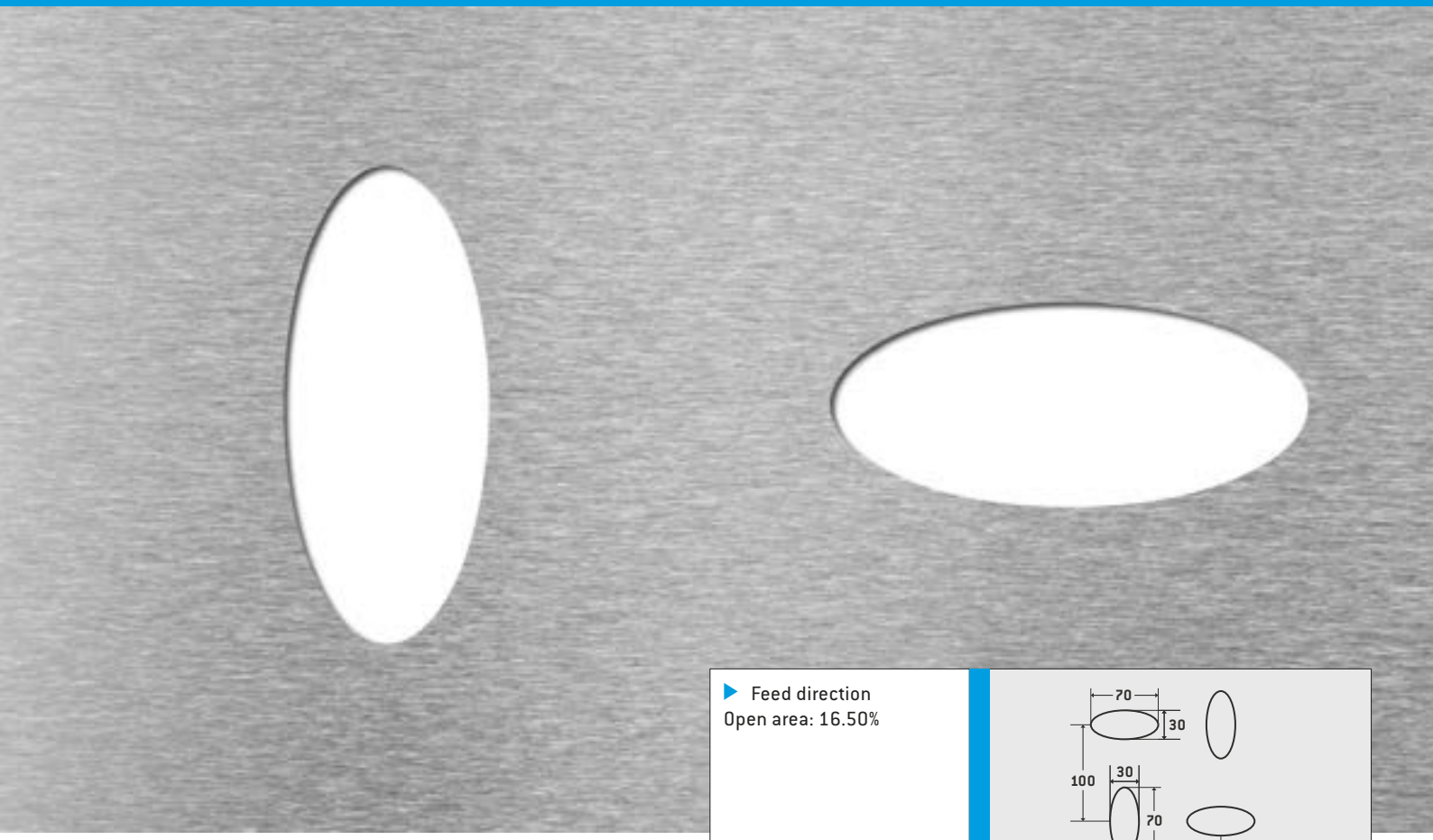

▶ Feed direction
Open area: 16.50%

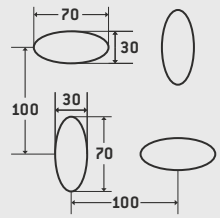

Material (desired formats also available in powder-coated finish)	Material thickness in mm	Desired format	Small format 1000 x 2000 mm	Medium format 1250 x 2500 mm	Large format 1500 x 3000 mm	Weight kg/m²
Steel						
	1.00	500805	153273			6.6
	1.50	501665	153274	153448	153632	9.8
	2.00	502436	153275	153449	153633	13.1
	2.99	502523	156454	153450		19.6
Pre-galvanised						
DX51D	1.00	500707	153773			6.6
	1.50	501565	156925	156926	156927	9.8
	2.00	502347	156928	156929	156930	13.1
Aluminium						
EN AW-1050A H24	1.50	500905	150171	150362	150549	3.4
	2.00	501767	150172	150363	150550	4.5
	3.00	502577	150173	150364	150551	6.8
// PVC coated on one side	1.50	501008	150654	150776		3.4
	2.00 M	501864	100480	150777		4.5
EN AW-5005 H24 EQ, PVC 1 side	1.50	501092	150969			3.4
	3.00	502639			151294	6.8
// PVC coated on both sides	2.00	501945	156497	156546	156595	4.5
// pre-anodised 2 sides E6/C0, PVC 1 side	2.00	501999	151372	151431	151490	4.5
EN AW-5754 H22	1.00	500321	151641	151767	151851	2.3
Stainless steel						
X5CrNi18-10 2B AISI 304	1.00	500476	156455	152406		6.6
	1.50	501311	152264	152407	152531	9.8
// polished 1 side grain 240, PVC 1 side	1.00	500564	152696			6.6
	1.50	501428	152697	152791	152880	9.8
// polished 2 sides grain 240, PVC 2 sides	1.50	501400	157905	152552	152566	9.8
X2CrNiMo17-12-2 2B AISI 316 L	1.00	500409	151990			6.6
	1.50	501227	151991		152106	9.8
X6CrNiMoTi17-12 2B AISI 316 Ti	1.00	500625	153020	153106		6.6

SIMPLY CLICK TO EXPAND // ALL INFORMATION AT A GLANCE
You will find information on the following topics in the front expanded page: tables, desired format and powder coating!

Ellipse EVL 15x30

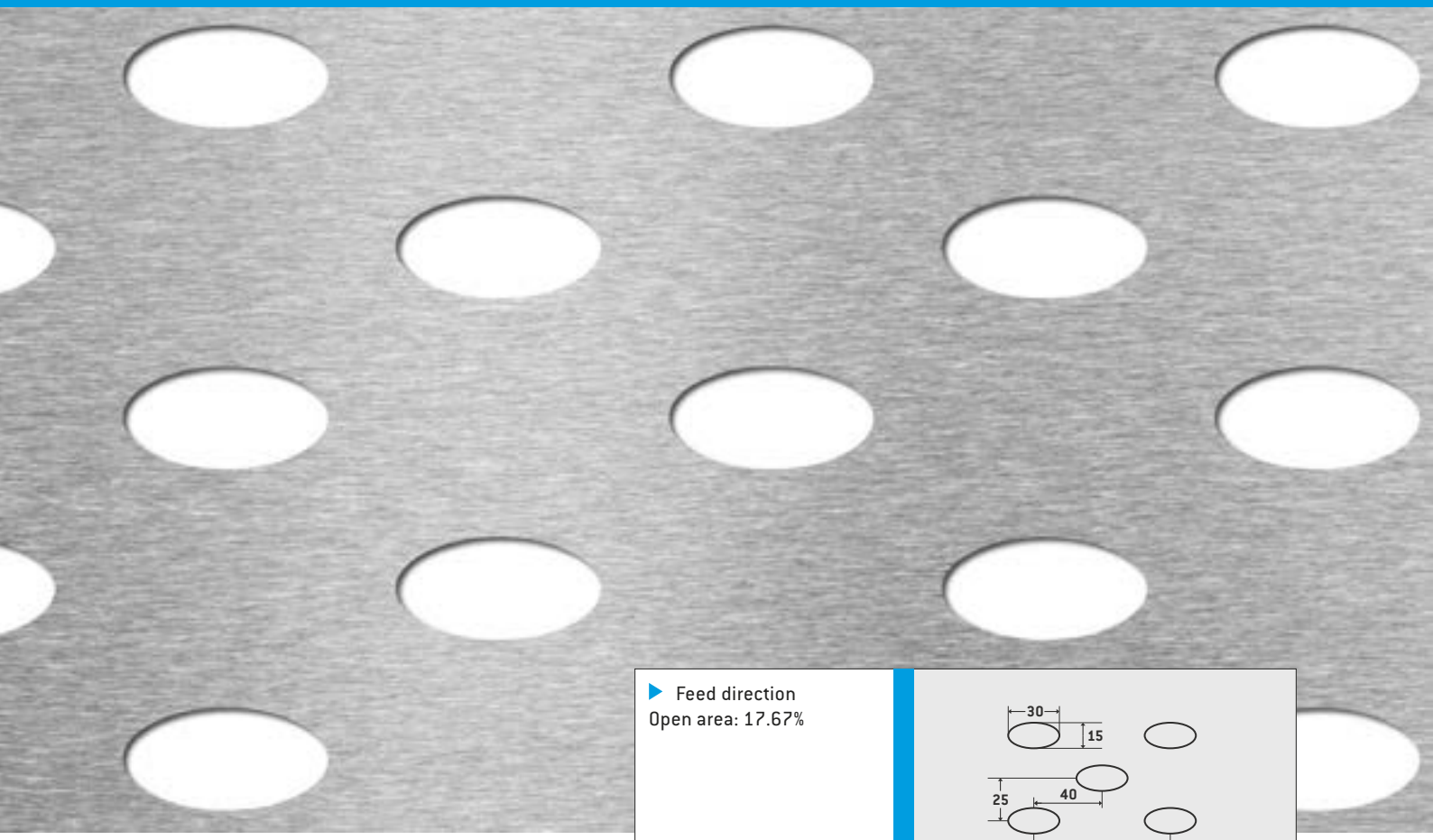

▶ Feed direction
Open area: 17.67%

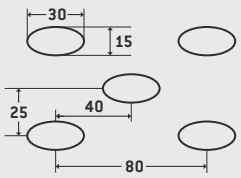

Material (desired formats also available in powder-coated finish)	Material thickness in mm	Desired format	Small format 1000 x 2000 mm	Medium format 1250 x 2500 mm	Large format 1500 x 3000 mm	Weight kg/m²
Steel						
	1.50	501667	153276	153451	153634	9.7
	2.00	502438	153277	153452	153635	12.9
	2.99	502525	153278	153453	153636	19.3
Pre-galvanised						
DX51D	1.50	501567	156938	156939	156940	9.7
	2.00	502349	156941	156942	156943	12.9
	3.00	502764	156456			19.4
Aluminium						
EN AW-1050A H24	1.50	500907	150174	150365	150552	3.3
	2.00	501769	150175	150366	150553	4.4
// PVC coated on one side	1.50	501010	150655	150778		3.3
	2.00	501866	150656	150779		4.4
EN AW-5005 H24 EQ, PVC 1 side	1.50	501094	150972			3.3
// PVC coated on both sides	2.00	501947	156498	156547	156596	4.4
// pre-anodised 2 sides E6/C0, PVC 1 side	2.00	502001	151373	151432	151491	4.4
Stainless steel						
X5CrNi18-10 2B AISI 304	1.50	501313	152265	152408	152532	9.7
	2.00	502175	152266	152409	152533	12.9
// polished 1 side grain 240, PVC 1 side	1.00	500566	152698			6.5
	1.50	501430	152699	152792	152881	9.7
	2.00	502248	152700	152793		12.9
// polished 2 sides grain 240, PVC 2 sides	1.50	501402	152541	152553	152567	9.7
X2CrNiMo17-12-2 2B AISI 316 L	1.50	501229	151992		152107	9.7

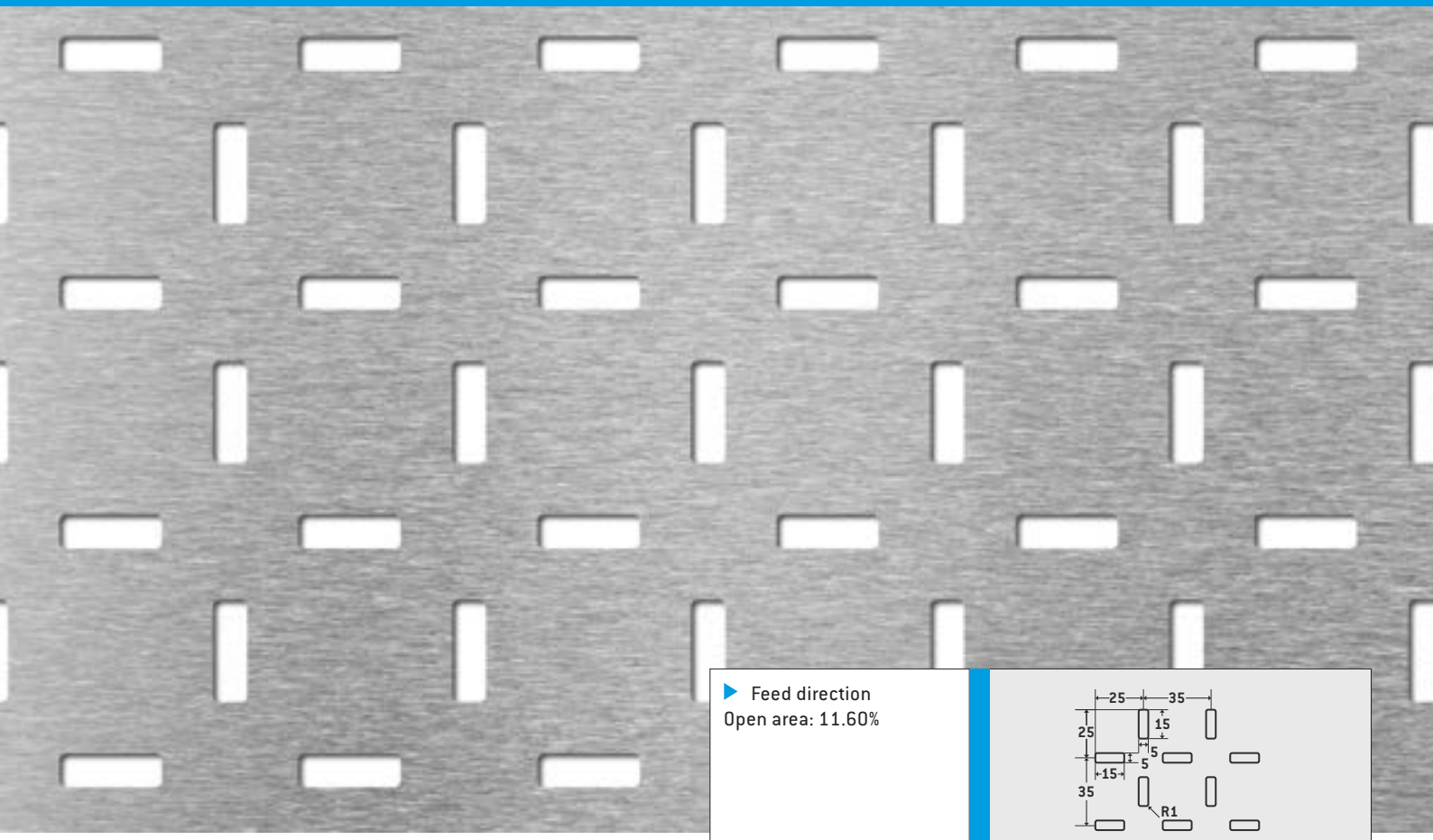

▶ Feed direction
Open area: 11.60%

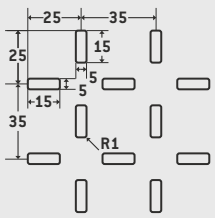

Material (desired formats also available in powder-coated finish)	Material thickness in mm	Desired format	Small format 1000 x 2000 mm	Medium format 1250 x 2500 mm	Large format 1500 x 3000 mm	Weight kg/m²
Steel						
	1.50	501687	153279	153454	153637	10.4
	2.00	502450	153280	153455	153638	13.9
Pre-galvanised						
DX51D	1.50	501588	157040	157041	157042	10.4
	2.00	502364	157043	157044	157045	13.9
Aluminium						
EN AW-1050A H24	1.50	500928	150176	150367	150554	3.6
	2.00	501787	150177	150368	150555	4.8
// PVC coated on one side	1.50	501030	150657	150780		3.6
	2.00 M	501884	100478	150781		4.8
EN AW-5005 H24 EQ, PVC 1 side	1.50	501114	150974			3.6
	3.00	502647				7.2
// pre-anodised 2 sides E6/C0, PVC 1 side	2.00	502019	151374	151433	151492	4.8
Stainless steel						
X5CrNi18-10 2B AISI 304	1.50	501330	152267	152410	152534	10.4
// polished 1 side grain 240, PVC 1 side	1.50	501446	152701	152794	152883	10.4
// polished 2 sides grain 240, PVC 2 sides	1.50	503224	157906	158145	158146	10.4
X2CrNiMo17-12-2 2B AISI 316 L	1.50	501245	151993		152108	10.4

SIMPLY CLICK TO EXPAND // ALL INFORMATION AT A GLANCE
You will find information on the following topics in the front expanded page: tables, desired format and powder coating!

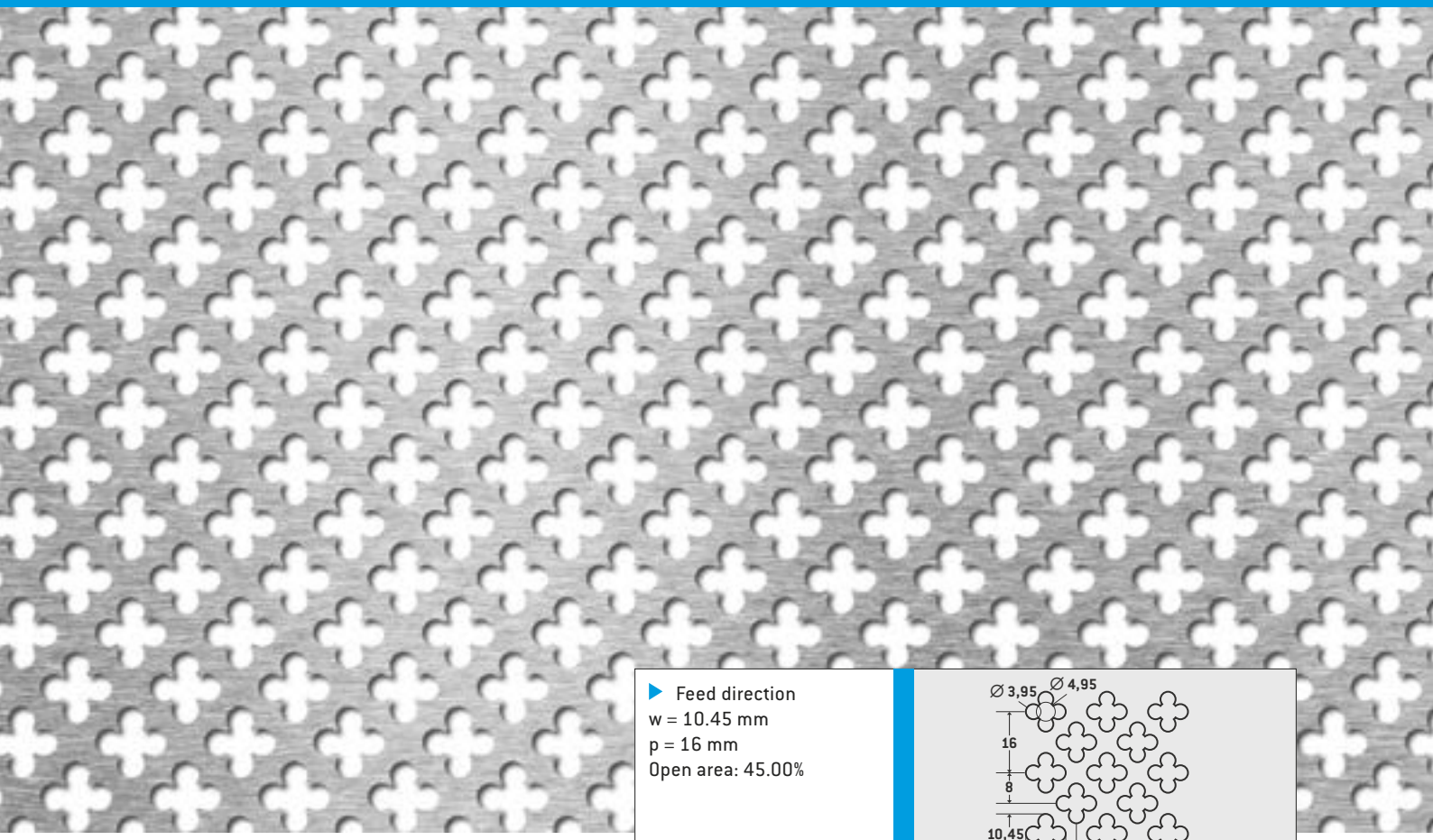

▶ Feed direction
w = 10.45 mm
p = 16 mm
Open area: 45.00%

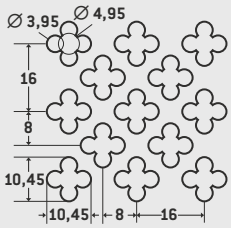

Material (desired formats also available in powder-coated finish)	Material thickness in mm	Desired format	Small format 1000 x 2000 mm	Medium format 1250 x 2500 mm	Large format 1500 x 3000 mm	Weight kg/m²
Steel						
	1.00 Ⓜ	500823	100053	158181	158183	4.3
	1.50	501688	100054	158182	158184	6.5
Pre-galvanised						
DX51D	1.00	500725	153774	158185	158187	4.3
	1.50	501589	153775	158186	158188	6.5
Aluminium						
EN AW-1050A H24	1.00	500259	150178	158189	158191	1.5
	1.50	500929	150179	158190	158192	2.2
EN AW-5754 H22	1.00	500338	151643			1.5
	1.50	501172	151644			2.2
Brass						
CuZn37 (CZ108)	1.00	503236	158193			4.7
	1.50	503237	158194			7.0

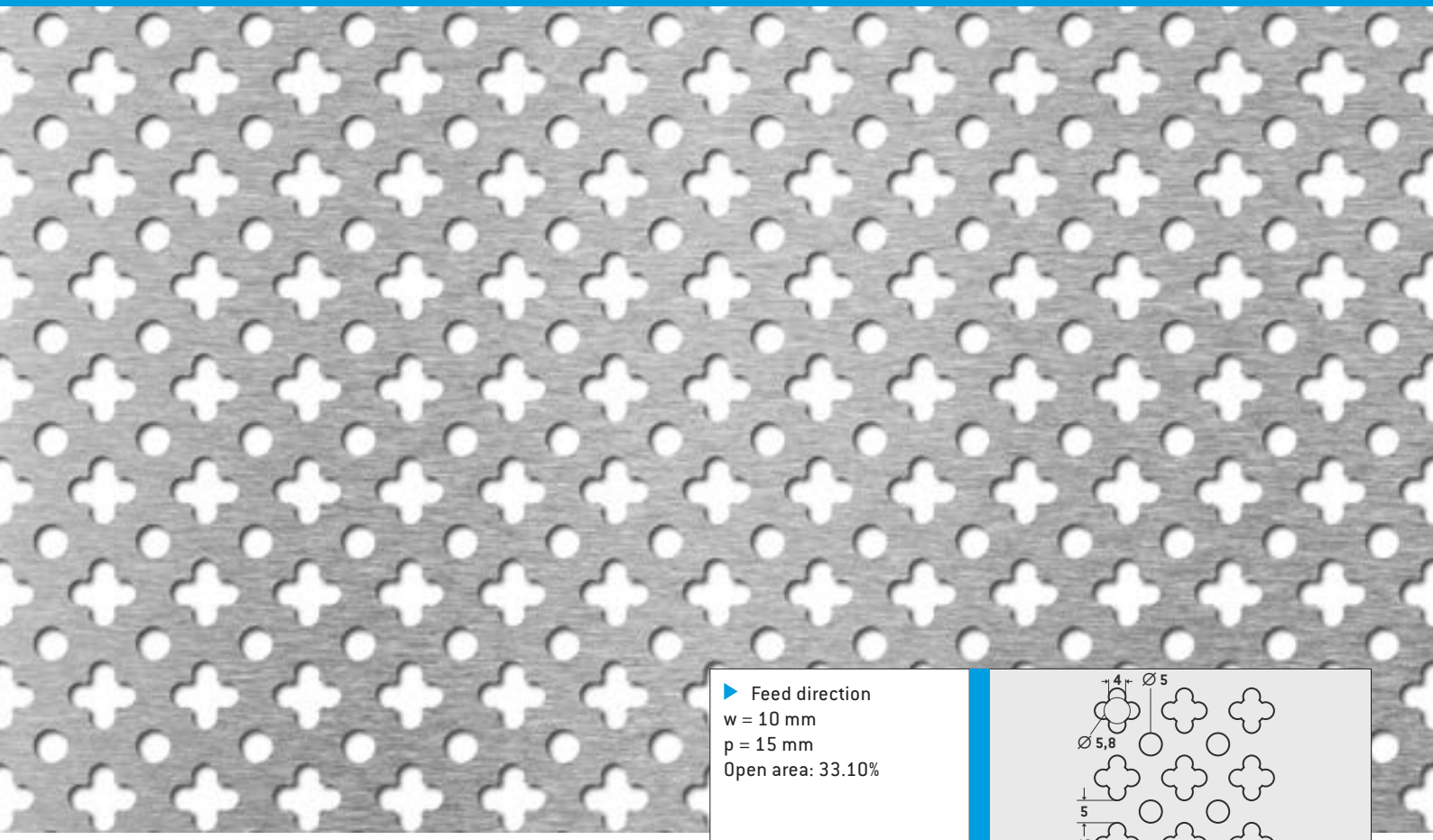

▶ Feed direction
w = 10 mm
p = 15 mm
Open area: 33.10%

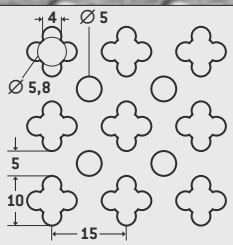

Material (desired formats also available in powder-coated finish)	Material thickness in mm	Desired format	Small format 1000 x 2000 mm	Medium format 1250 x 2500 mm	Large format 1500 x 3000 mm	Weight kg/m²
Steel						
	1.00 M	503238	100867	158195	158196	5.3
Pre-galvanised						
DX51D	1.00	503239	158197	158198	158199	5.3
Aluminium						
EN AW-1050A H24	1.00	503240	158200	158201	158202	1.8
Brass						
CuZn37 (CZ108)	1.00	503241	158203			5.7

SIMPLY CLICK TO EXPAND // ALL INFORMATION AT A GLANCE
You will find information on the following topics in the front expanded page: tables, desired format and powder coating!



▶ Feed direction
w = 15 mm
p = 24 mm
Open area: 44.03%

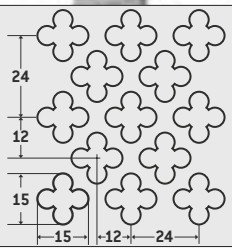

Material (desired formats also available in powder-coated finish)	Material thickness in mm	Desired format	Small format 1000 x 2000 mm	Medium format 1250 x 2500 mm	Large format 1500 x 3000 mm	Weight kg/m²
Steel						
	1.00 Ⓜ	500824	101517			4.4
	1.50	501689	157940	153464	153647	6.6
Pre-galvanised						
DX51D	1.00	500726	156458	157046		4.4
	1.50	501590	157047	157048	157049	6.6
Aluminium						
EN AW-1050A H24	1.50	500930	150180	150369	150556	2.3
	2.00	501788	150181	150370	150557	3.0
// PVC coated on one side	1.50	501031	150663	150788		2.3
	2.00	501885	150664	150789		3.0
EN AW-5005 H24 EQ, PVC 1 side	1.50	501115	150985			2.3
// pre-anodised 2 sides E6/C0, PVC 1 side	2.00	502020	151375	151434	151493	3.0
EN AW-5754 H22	1.00	500339	151645	151768	151852	1.5
Brass						
CuZn37 (CZ108)	1.00	503242	158204			4.8
	1.50	503243	158205			7.1



▶ Feed direction
w = 11 mm
p = 22.5 mm
Open area: 41.23%

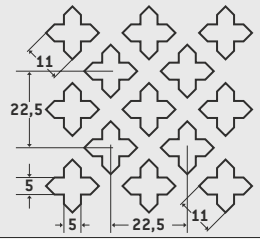

Material (desired formats also available in powder-coated finish)	Material thickness in mm	Desired format	Small format 1000 x 2000 mm	Medium format 1250 x 2500 mm	Large format 1500 x 3000 mm	Weight kg/m²
Steel						
	1.00	500808	153288			4.6
	1.50 M	501670	101496	153465	153648	6.9
Pre-galvanised						
DX51D	1.00	500710	153776	156947		4.6
	1.50	501570	156948	156949	156950	6.9
Aluminium						
EN AW-1050A H24	1.50	500910	150182	150371	150558	2.4
// PVC coated on one side	1.50	501012	150665	150790		2.4
EN AW-5005 H24 EQ, PVC 1 side	1.50	501097	150987			2.4
// PVC coated on both sides	2.00	501948	156499	156548	156597	3.2
EN AW-5754 H22	1.00	500324	151646	151769	151853	1.6
Brass						
CuZn37 (CZ108)	1.00	503244	158206			5.0
	1.50	503245	158207			7.5

SIMPLY CLICK TO EXPAND // ALL INFORMATION AT A GLANCE
You will find information on the following topics in the front expanded page: tables, desired format and powder coating!

Cross 15



▶ Feed direction
w = 15 mm
p = 30.68 mm
Open area: 41.11%

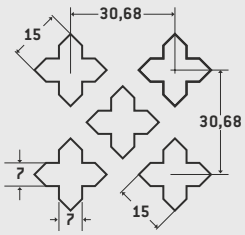

Material (desired formats also available in powder-coated finish)	Material thickness in mm	Desired format	Small format 1000 x 2000 mm	Medium format 1250 x 2500 mm	Large format 1500 x 3000 mm	Weight kg/m²
Steel						
	1.00	500809	153289			4.6
	1.50 M	501671	157628	153466	153649	6.9
Pre-galvanised						
DX51D	1.00	500711	153777	156951		4.6
	1.50	501571	156952	156953	156954	6.9
Aluminium						
EN AW-1050A H24	1.50	500911	150183	150372	150559	2.4
// PVC coated on one side	1.50	501013	150666	150791		2.4
EN AW-5005 H24 EQ, PVC 1 side	1.50	501098	150988			2.4
// PVC coated on both sides	2.00	501949	156500	156549	156598	3.2
EN AW-5754 H22	1.00	500325	151647	151770	151854	1.6
Stainless steel						
X5CrNi18-10 2B AISI 304	1.50	501315	156682	156683	156684	6.9
// polished 1 side grain 240, PVC 1 side	1.50	501432	156720	156721	156722	6.9
Brass						
CuZn37 (CZ108)	1.00	503246	158208			5.0
	1.50	503247	158209			7.5



▶ Feed direction
w = 15 mm
p = 28.28 mm
Open area: 23.53%

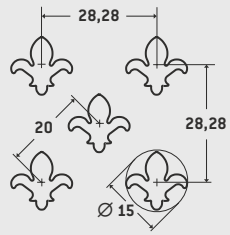

Material (desired formats also available in powder-coated finish)	Material thickness in mm	Desired format	Small format 1000 x 2000 mm	Medium format 1250 x 2500 mm	Large format 1500 x 3000 mm	Weight kg/m²
Steel						
	1.00 M	500816	157935			6.0
Pre-galvanised						
DX51D	1.00	500718	153778			6.0
	1.50	501580	157003	157004	157005	9.0
Aluminium						
EN AW-1050A H24	1.50	500920	150184	150373	150560	3.1
	2.00	501779	150185	150374	150561	4.1
// PVC coated on one side	1.50	501022	150667	150792		3.1
	2.00	501876	150668	150793		4.1
EN AW-5005 H24 EQ, PVC 1 side	1.50	501107	150989			3.1
// pre-anodised 2 sides E6/C0, PVC 1 side	2.00	502011	151376	151435	151494	4.1
EN AW-5754 H22	1.00	500332	151648	151771	151855	2.1
Brass						
CuZn37 (CZ108)	1.00	503248	158210			6.5
	1.50	503249	158211			9.7

SIMPLY CLICK TO EXPAND // ALL INFORMATION AT A GLANCE
You will find information on the following topics in the front expanded page: tables, desired format and powder coating!

Lily 28



▶ Feed direction
w = 28 mm
p = 45.26 mm
Open area: 32.04%

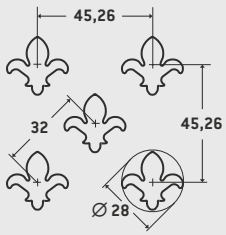

Material (desired formats also available in powder-coated finish)	Material thickness in mm	Desired format	Small format 1000 x 2000 mm	Medium format 1250 x 2500 mm	Large format 1500 x 3000 mm	Weight kg/m²
Steel						
	1.00	500817	157936			5.3
	1.50	501680	153290	153467	153650	8.0
Pre-galvanised						
DX51D	1.00	500719	153779			5.3
	1.50	501581	157006	157007	157008	8.0
Aluminium						
EN AW-1050A H24	1.50	500921	150186	150375	150562	2.8
	2.00	501780	150187	150376	150563	3.7
// PVC coated on one side	1.50	501023	150669	150794		2.8
	2.00 M	501877	157629	150795		3.7
EN AW-5005 H24 EQ, PVC 1 side	1.50	501108	150991			2.8
// pre-anodised 2 sides E6/C0, PVC 1 side	2.00	502012	151377	151436	151495	3.7
EN AW-5754 H22	1.00	500333	151649	151772	151856	1.8
Brass						
CuZn37 (CZ108)	1.00	503250	158212			5.8
	1.50	503251	158213			8.7



▶ Feed direction
w = 10.5 mm
p = 18 mm
c = 7.5 mm
Open area: 34.03%

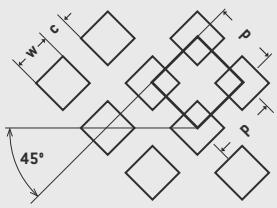

Material (desired formats also available in powder-coated finish)	Material thickness in mm	Desired format	Small format 1000 x 2000 mm	Medium format 1250 x 2500 mm	Large format 1500 x 3000 mm	Weight kg/m²
Steel						
	1.00		101508			5.2
Aluminium						
EN AW-1050A H24	1.00 M		101507			1.8

SIMPLY CLICK TO EXPAND // ALL INFORMATION AT A GLANCE
You will find information on the following topics in the front expanded page: tables, desired format and powder coating!

TEXTURED SHEETS

TEXTURED SHEETS

ALWAYS UP TO DATE:

You can also find all MEVACO products and our new products online at:
www.mevaco.com

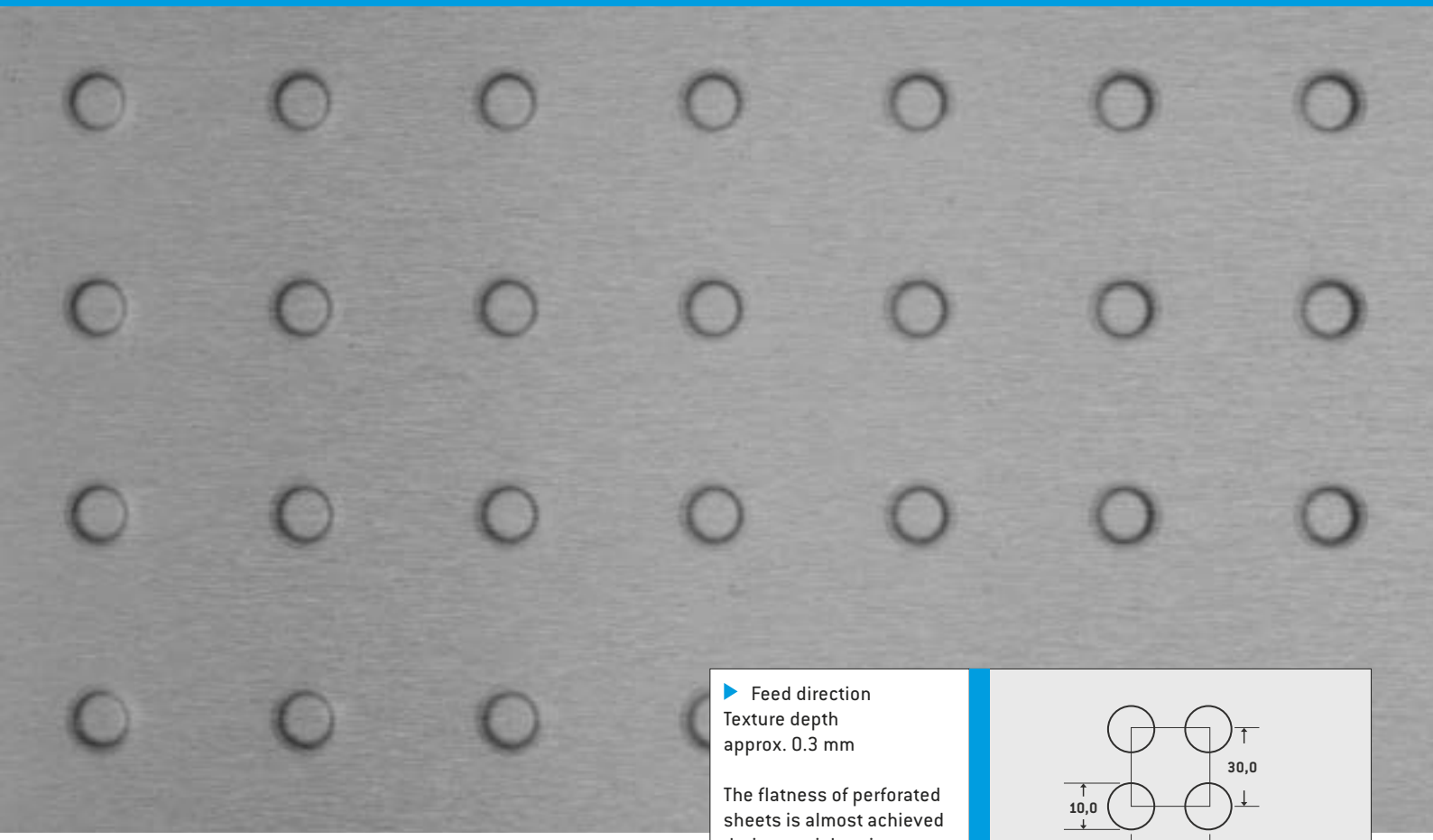

▶ Feed direction
Texture depth
approx. 0.3 mm

The flatness of perforated sheets is almost achieved during straightening.

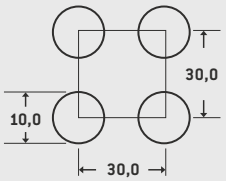

There is no slip resistance according to DIN 51130. Please see Technology/Tips for the dimensioning of non-textured margins.

Material (desired formats also available in powder-coated finish)	Material thickness in mm	Desired format	Small format 1000 x 2000 mm	Medium format 1250 x 2500 mm	Large format 1500 x 3000 mm	Weight kg/m²
Steel						
	1.50	502836	156763	153456	153639	11.8
	2.00	502837	153281	153457	153640	15.7
Pre-galvanised						
DX51D	1.50	502838	157128	157129	157130	11.8
	2.00	502839	157131	157132	157133	15.7
Aluminium						
EN AW-1050A H24						
// PVC coated on one side	1.50	502842	150658	150782		4.1
	2.00 M	502844	100549	150783		5.4
EN AW-5005 H24 EQ, PVC 1 side	1.50	502843	150977			4.1
Stainless steel						
X5CrNi18-10 2B AISI 304						
// PVC coated on one side	1.50	502840				11.8
// polished 1 side grain 240, PVC 1 side	1.50	502841	152702	152795	152884	11.8

SIMPLY CLICK TO EXPAND // ALL INFORMATION AT A GLANCE
You will find information on the following topics in the front expanded page: tables, desired format and powder coating!

SR15 U36.38



▶ Feed direction
Texture depth
approx. 0.3 mm

The flatness of perforated sheets is almost achieved during straightening.

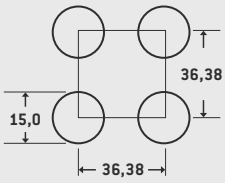

There is no slip resistance according to DIN 51130. Please see Technology/Tips for the dimensioning of non-textured margins.

Material (desired formats also available in powder-coated finish)	Material thickness in mm	Desired format	Small format 1000 x 2000 mm	Medium format 1250 x 2500 mm	Large format 1500 x 3000 mm	Weight kg/m²
Steel						
	1.50	502845	153282	153458	153641	11.8
	2.00	502846	153283	153459	153642	15.7
Pre-galvanised						
DX51D	1.50	502847	157134	157135	157136	11.8
	2.00	502848	157137	157138	157139	15.7
Aluminium						
EN AW-1050A H24						
// PVC coated on one side	1.50	502851	150659	150784		4.1
	2.00	502853	150660	150785		5.4
EN AW-5005 H24 EQ, PVC 1 side	1.50	502852	150979			4.1
Stainless steel						
X5CrNi18-10 2B AISI 304						
// PVC coated on one side	1.50	502849				11.8
// polished 1 side grain 240, PVC 1 side	1.50	502850	152703	152796	152885	11.8

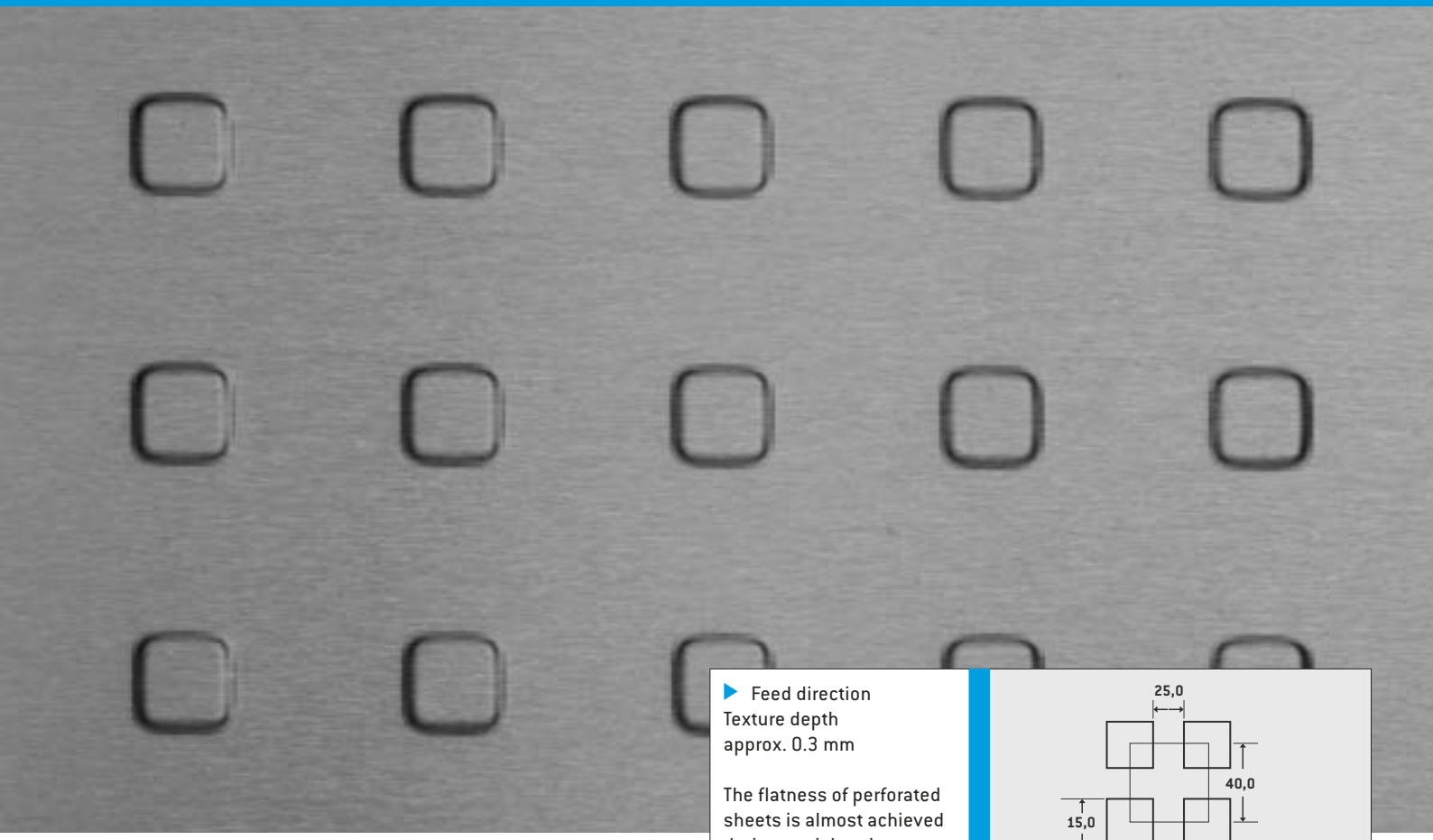

▶ Feed direction
Texture depth
approx. 0.3 mm

The flatness of perforated sheets is almost achieved during straightening.

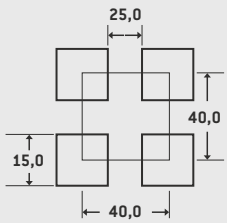

There is no slip resistance according to DIN 51130. Please see Technology/Tips for the dimensioning of non-textured margins.

Material (desired formats also available in powder-coated finish)	Material thickness in mm	Desired format	Small format 1000 x 2000 mm	Medium format 1250 x 2500 mm	Large format 1500 x 3000 mm	Weight kg/m²
Steel						
	1.50	502818	153284	153460	153643	11.8
	2.00	502819	153285	153461	153644	15.7
Pre-galvanised						
DX51D	1.50	502820	157116	157117	157118	11.8
	2.00	502821	157119	157120	157121	15.7
Aluminium						
EN AW-1050A H24						
// PVC coated on one side	1.50	502824	150661	150786		4.1
	2.00 M	502826	100466	100497		5.4
EN AW-5005 H24 EQ, PVC 1 side	1.50	502825	150981			4.1
Stainless steel						
X5CrNi18-10 2B AISI 304						
// PVC coated on one side	1.50	502822	156718	156719		11.8
// polished 1 side grain 240, PVC 1 side	1.50	502823	100609		152886	11.8

SIMPLY CLICK TO EXPAND // ALL INFORMATION AT A GLANCE
You will find information on the following topics in the front expanded page: tables, desired format and powder coating!

SC20 U50



▶ Feed direction
Texture depth
approx. 0.3 mm

The flatness of perforated sheets is almost achieved during straightening.

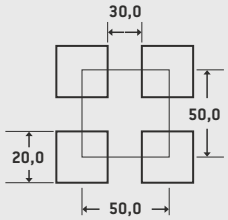

There is no slip resistance according to DIN 51130. Please see Technology/Tips for the dimensioning of non-textured margins.

Material (desired formats also available in powder-coated finish)	Material thickness in mm	Desired format	Small format 1000 x 2000 mm	Medium format 1250 x 2500 mm	Large format 1500 x 3000 mm	Weight kg/m²
Steel						
	1.50	502827	153286	153462	153645	11.8
	2.00	502828	153287	153463	153646	15.7
Pre-galvanised						
DX51D	1.50	502829	157122	157123	157124	11.8
	2.00	502830	157125	157126	157127	15.7
Aluminium						
EN AW-1050A H24						
// PVC coated on one side	1.50	502833	150662	150787		4.1
	2.00 M	502835	100468	100498		5.4
EN AW-5005 H24 EQ, PVC 1 side	1.50	502834	150983			4.1
Stainless steel						
X5CrNi18-10 2B AISI 304						
// PVC coated on one side	1.50	502831				11.8
// polished 1 side grain 240, PVC 1 side	1.50 M	502832	100610	156725	152887	11.8

CRIMPED MESH

CRIMPED MESH

ALWAYS UP TO DATE:

You can also find all MEVACO products and our new products online at:
www.mevaco.com

Mesh width 11x11



l = 11 mm
b = 11 mm
s = 2 mm

This crimped mesh is suitable for profiles with slot widths from 3.8 mm.

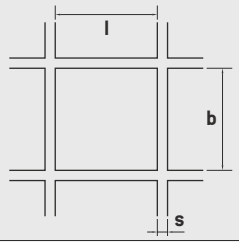

Material	Thickness s in mm	Desired format	Small format 1000 x 2000 mm	Medium format 1250 x 2500 mm	Large format 1500 x 3000 mm	Dimensions 2000 x 3000 mm	Weight kg/m²
Steel							
	2.0	500210	101011				4.3
Pre-galvanised							
DX51D	2.0 M	500218	101209				4.3
Stainless steel							
X5CrNi18-10 2B AISI 304	2.0	500205	101210				4.5

SIMPLY CLICK TO EXPAND // ALL INFORMATION AT A GLANCE
You will find information on the following topics in the front expanded page: tables, desired format and powder coating!

Mesh width 21x21

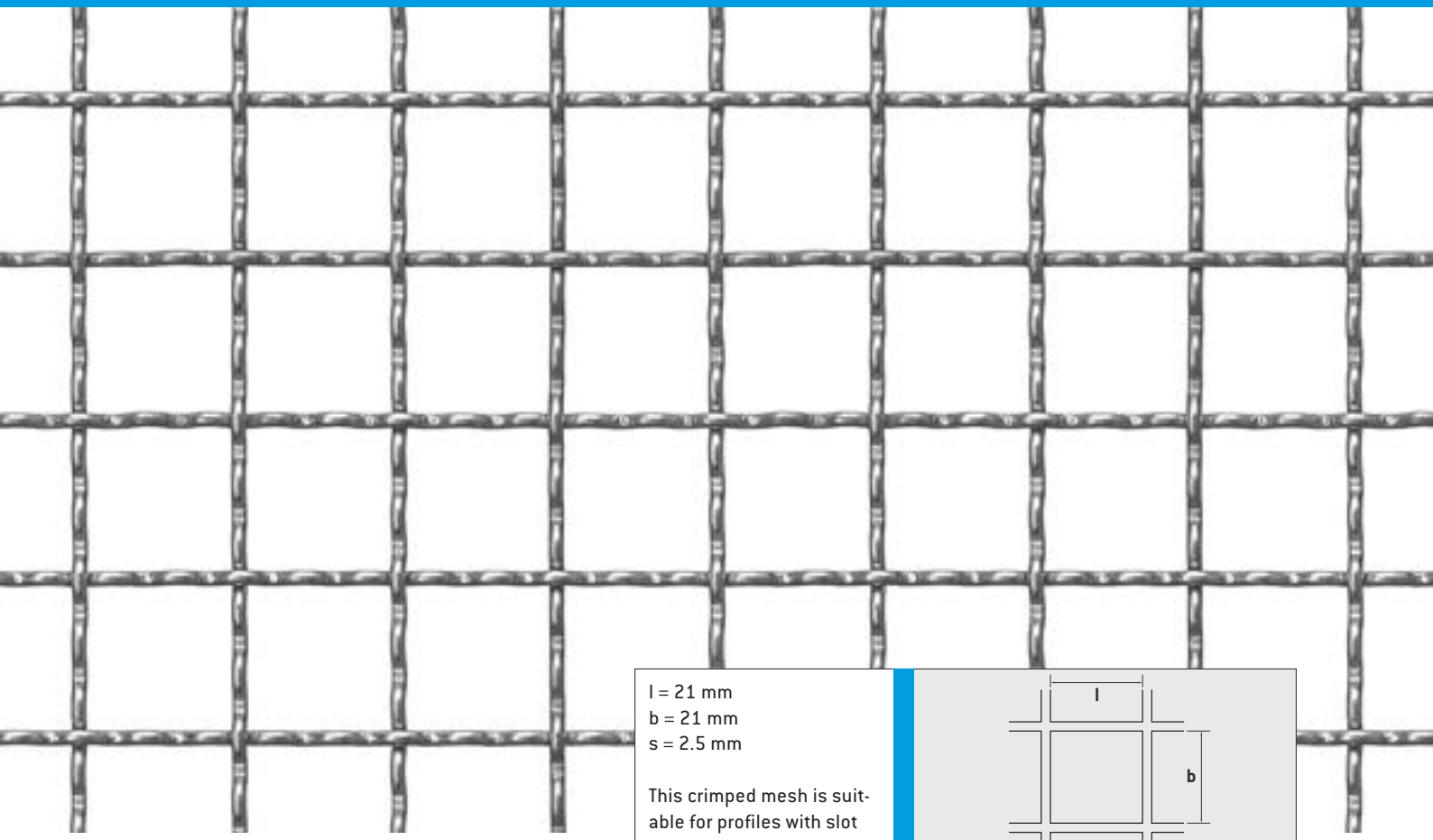

l = 21 mm
b = 21 mm
s = 2.5 mm

This crimped mesh is suitable for profiles with slot widths from 4.75 mm.

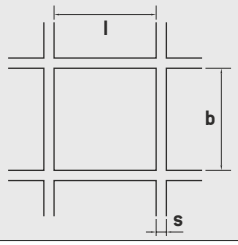

Material	Thickness s in mm	Desired format	Small format 1000 x 2000 mm	Medium format 1250 x 2500 mm	Large format 1500 x 3000 mm	Dimensions 2000 x 3000 mm	Weight kg/m²
Steel							
	2.5	500211	100738			101354	3.6
Pre-galvanised							
DX51D	2.5	500215	100747	101558	101353		3.6
Stainless steel							
X5CrNi18-10 2B AISI 304	2.5 M	500206	100752				3.6

Mesh width 31x31

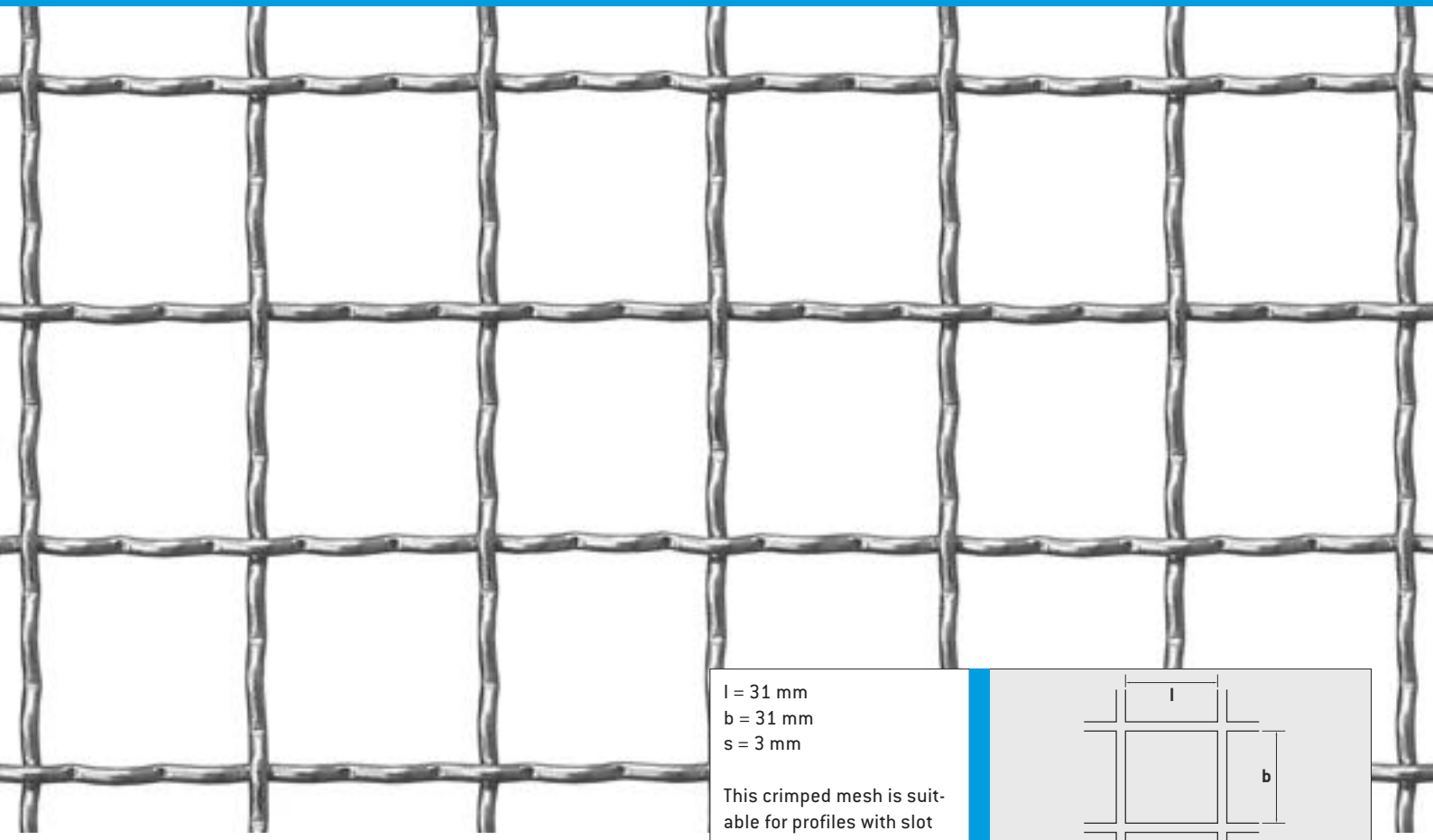

l = 31 mm
b = 31 mm
s = 3 mm

This crimped mesh is suitable for profiles with slot widths from 5.7 mm.

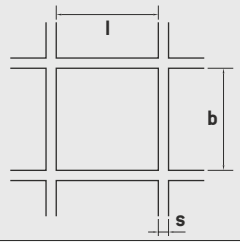

Material	Thickness s in mm	Desired format	Small format 1000 x 2000 mm	Medium format 1250 x 2500 mm	Large format 1500 x 3000 mm	Dimensions 2000 x 3000 mm	Weight kg/m²
Steel							
	3.0	500212	100739	101443		100743	3.5
Pre-galvanised							
DX51D	3.0	500219	100748	101559		101379	3.5
Stainless steel							
X5CrNi18-10 2B AISI 304	3.0 M	500207	100753	101212			3.5

SIMPLY CLICK TO EXPAND // ALL INFORMATION AT A GLANCE
You will find information on the following topics in the front expanded page: tables, desired format and powder coating!

Mesh width 42x42

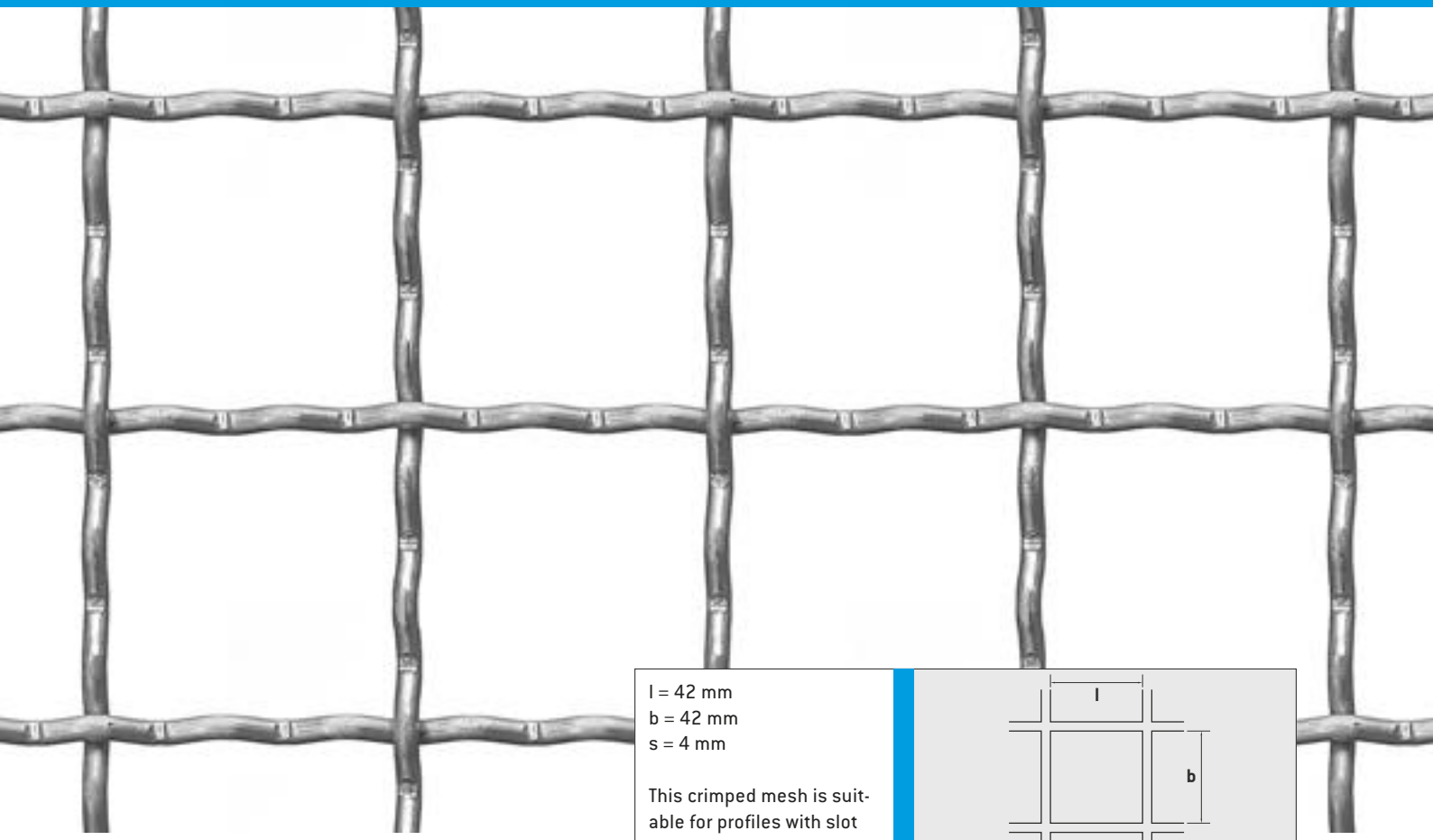

l = 42 mm
b = 42 mm
s = 4 mm

This crimped mesh is suitable for profiles with slot widths from 7.5 mm.

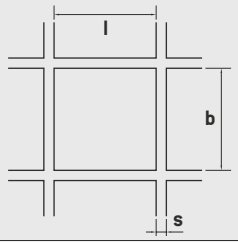

Material	Thickness s in mm	Desired format	Small format 1000 x 2000 mm	Medium format 1250 x 2500 mm	Large format 1500 x 3000 mm	Dimensions 2000 x 3000 mm	Weight kg/m²
Steel							
	4.0	500213	100740	100741	100742	100745	4.5
Pre-galvanised							
DX51D	4.0 M	500216	100749	101355		100750	4.5
Stainless steel							
X5CrNi18-10 2B AISI 304	4.0	500208	100754	101213			4.5

Mesh width 52x52



Application example on pages 20/21.
Additional applications can be found – always in updated form – in the "Fascination" area of our website.

l = 52 mm
b = 52 mm
s = 4 mm and 5 mm
This crimped mesh is suitable for profiles with slot widths from 7.5 mm (4.0 thickness) and 9.6 mm (5.0 thickness).

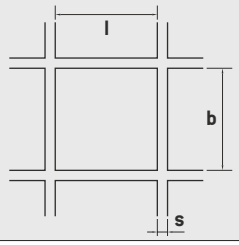

Material	Thickness s in mm	Desired format	Small format 1000 x 2000 mm	Medium format 1250 x 2500 mm	Large format 1500 x 3000 mm	Dimensions 2000 x 3000 mm	Weight kg/m²
Steel							
	4.0	500209	101014				4.6
	5.0	500217	101556	101557		100746	5.7
Pre-galvanised							
DX51D	5.0 M	500220	101560			100751	5.7
Stainless steel							
X5CrNi18-10 2B AISI 304	5.0	500214	101358	101554		101555	5.7

SIMPLY CLICK TO EXPAND // ALL INFORMATION AT A GLANCE
You will find information on the following topics in the front expanded page: tables, desired format and powder coating!

WELDED MESH

WELDED MESH

ALWAYS UP TO DATE:

You can also find all MEVACO products and our new products online at:
www.mevaco.com

Mesh width 20x20

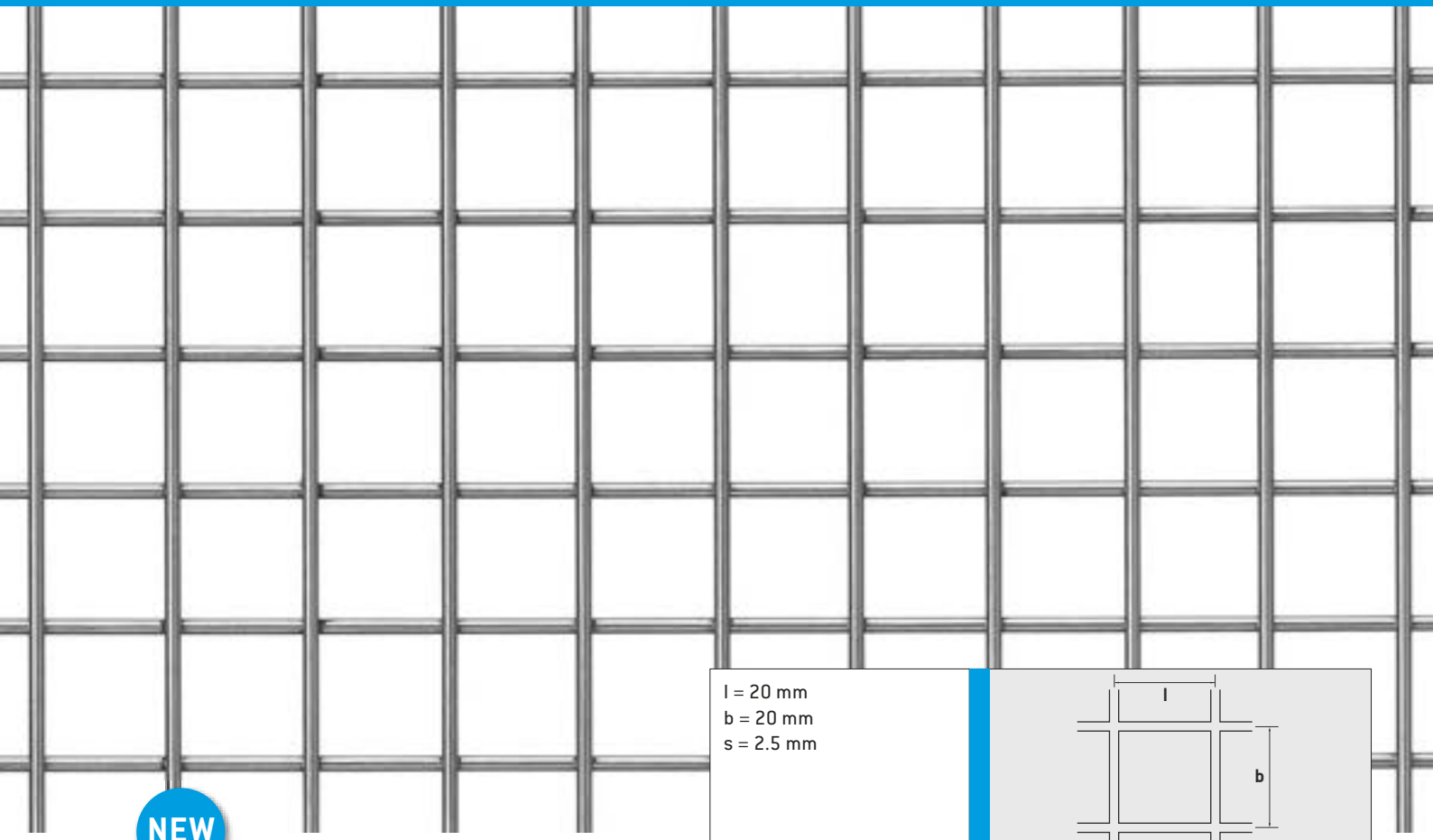

NEW

l = 20 mm
b = 20 mm
s = 2.5 mm

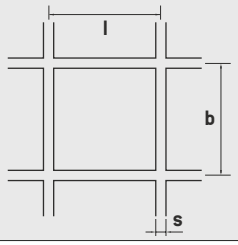

Material	Thickness s in mm	Desired format	Small format 1000 x 2000 mm	Medium format 1250 x 2500 mm	Large format 1500 x 3000 mm	Dimensions 2000 x 3000 mm	Weight kg/m²
Steel							
	2.5 M	503042	101621				3.8

SIMPLY CLICK TO EXPAND // ALL INFORMATION AT A GLANCE
You will find information on the following topics in the front expanded page: tables, desired format and powder coating!

Mesh width 25x25



l = 25 mm
b = 25 mm
s = 3 mm

This welded mesh is suitable for profiles with slot width 3.0 mm.

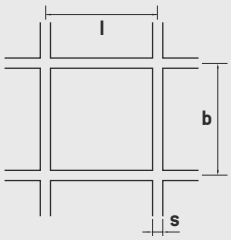

Material	Thickness s in mm	Desired format	Small format 1000 x 2000 mm	Medium format 1250 x 2500 mm	Large format 1500 x 3000 mm	Dimensions 2000 x 3000 mm	Weight kg/m²
Steel							
	3.0	503043	101622	101623			4.3
Pre-galvanised							
DX51D	3.0 M	500221	101214				4.4
Stainless steel							
X5CrNi18-10 2B AISI 304	3.0	503044		101624			4.3

Mesh width 30x30



l = 30 mm
b = 30 mm
s = 3 mm

This welded mesh is suitable for profiles with slot width 3.0 mm.

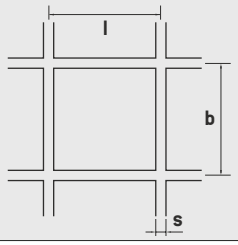

Material	Thickness s in mm	Desired format	Small format 1000 x 2000 mm	Medium format 1250 x 2500 mm	Large format 1500 x 3000 mm	Dimensions 2000 x 3000 mm	Weight kg/m²
Steel							
	3.0	500222	101360	100755	101361		3.6
Pre-galvanised							
DX51D	3.0	500230	101406	101567	101407		3.6
Stainless steel							
X5CrNi18-10 2B AISI 304	3.0 M	500234	100763	101221			3.6

SIMPLY CLICK TO EXPAND // ALL INFORMATION AT A GLANCE
You will find information on the following topics in the front expanded page: tables, desired format and powder coating!

Mesh width 40x40



l = 40 mm
b = 40 mm
s = 3 mm and 4 mm

This welded mesh is suitable for profiles with slot widths of 3.0 mm and 4.0 mm.

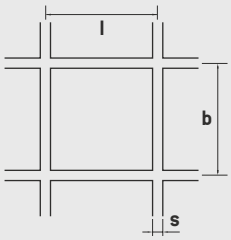

Material	Thickness s in mm	Desired format	Small format 1000 x 2000 mm	Medium format 1250 x 2500 mm	Large format 1500 x 3000 mm	Dimensions 2000 x 3000 mm	Weight kg/m²
Steel							
	4.0	500231	100756	101563	101625	100757	4.9
Pre-galvanised							
DX51D	3.0	500223	101215	101568		101569	2.7
	4.0	500229				101409	4.9
Stainless steel							
X5CrNi18-10 2B AISI 304	4.0 M	500235	100764	101222	101638		4.9

Mesh width 50x50

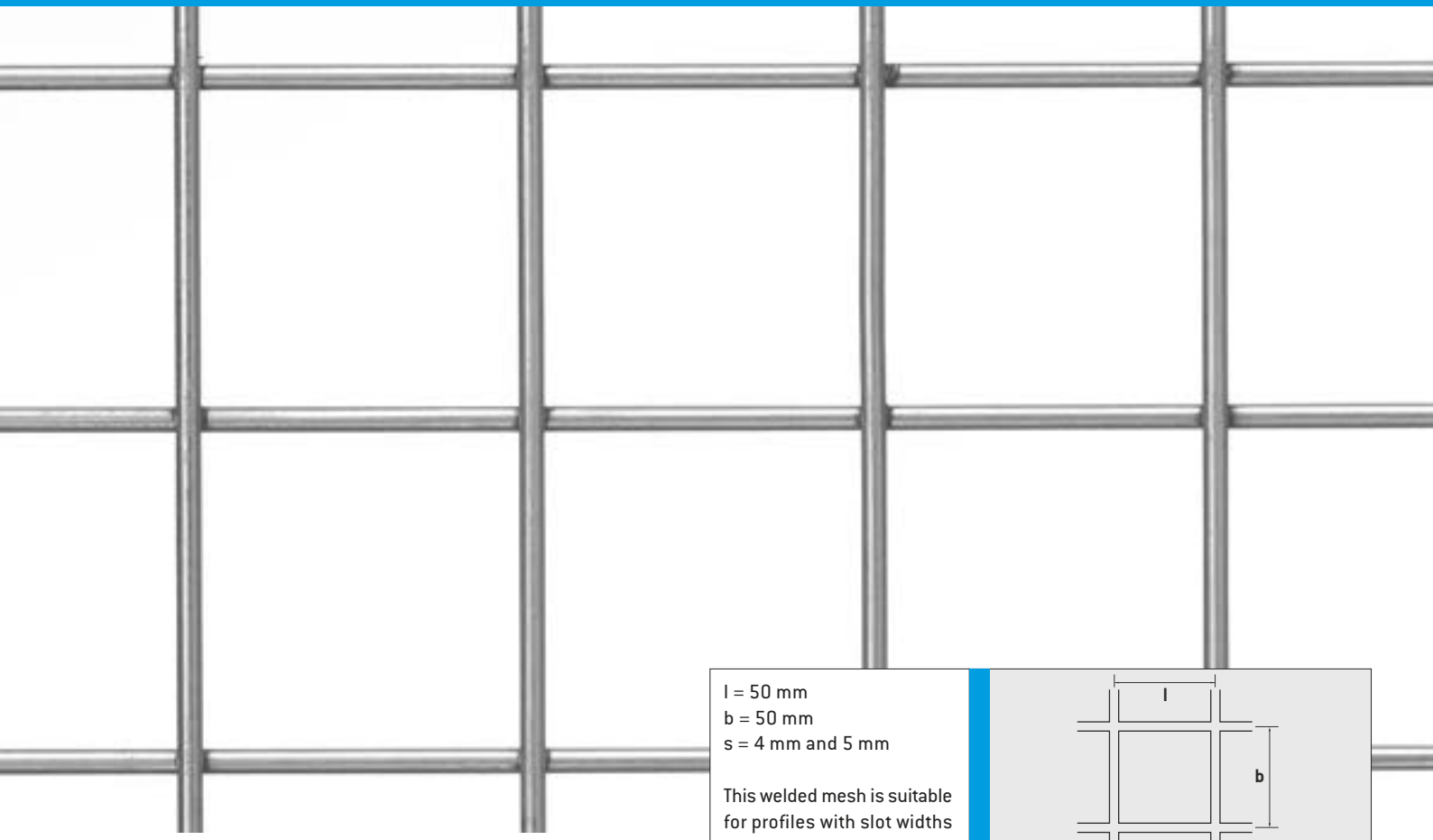

l = 50 mm
b = 50 mm
s = 4 mm and 5 mm

This welded mesh is suitable for profiles with slot widths of 4.0 mm and 5.0 mm.

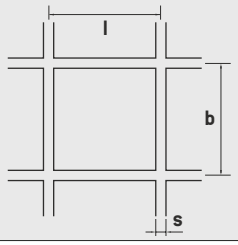

Material	Thickness s in mm	Desired format	Small format 1000 x 2000 mm	Medium format 1250 x 2500 mm	Large format 1500 x 3000 mm	Dimensions 2000 x 3000 mm	Weight kg/m²
Steel							
	3.0	503045	101626				2.2
	4.0	500224	100758	101564	101627	100759	4.0
	5.0	500228	101628	101629	101630	100760	6.0
Pre-galvanised							
DX51D	4.0	500238	101216	101570		101410	4.0
Stainless steel							
X5CrNi18-10 2B AISI 304	5.0 M	500237	100765	101561	101562		6.0

SIMPLY CLICK TO EXPAND // ALL INFORMATION AT A GLANCE
You will find information on the following topics in the front expanded page: tables, desired format and powder coating!

Mesh width 50x100



l = 50 mm
b = 100 mm
s = 4 mm and 5 mm

This welded mesh is suitable for profiles with slot widths of 4.0 mm and 5.0 mm.

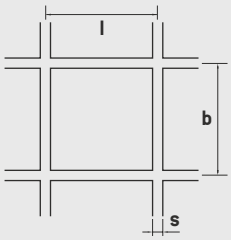

Material	Thickness s in mm	Desired format	Small format 1000 x 2000 mm	Medium format 1250 x 2500 mm	Large format 1500 x 3000 mm	Dimensions 2000 x 3000 mm	Weight kg/m²
Steel							
	5.0	500233		100761			4.6
Pre-galvanised							
DX51D	4.0 M	500225		101217			3.0

Mesh width 60x60



NEW

l = 60 mm
b = 60 mm
s = 4 mm

This welded mesh is suitable for profiles with slot width 4.0 mm.

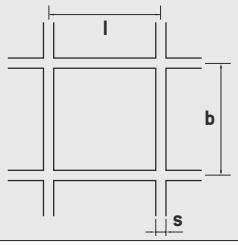

Material	Thickness s in mm	Desired format	Small format 1000 x 2000 mm	Medium format 1250 x 2500 mm	Large format 1500 x 3000 mm	Dimensions 2000 x 3000 mm	Weight kg/m²
Steel							
	4.0 M	503046	101631				3.2

SIMPLY CLICK TO EXPAND // ALL INFORMATION AT A GLANCE
You will find information on the following topics in the front expanded page: tables, desired format and powder coating!

Mesh width 80x80

NEW

l = 80 mm
b = 80 mm
s = 4 mm

This welded mesh is suitable for profiles with slot width 4.0 mm.

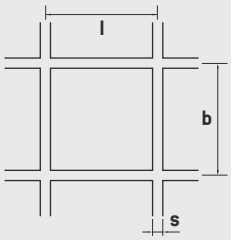

Material	Thickness s in mm	Desired format	Small format 1000 x 2000 mm	Medium format 1250 x 2500 mm	Large format 1500 x 3000 mm	Dimensions 2000 x 3000 mm	Weight kg/m²
Steel							
	4.0 M	503048	101633				2.4
Stainless steel							
X5CrNi18-10 2B AISI 304	4.0	503047	101632				2.4

Mesh width 100x50

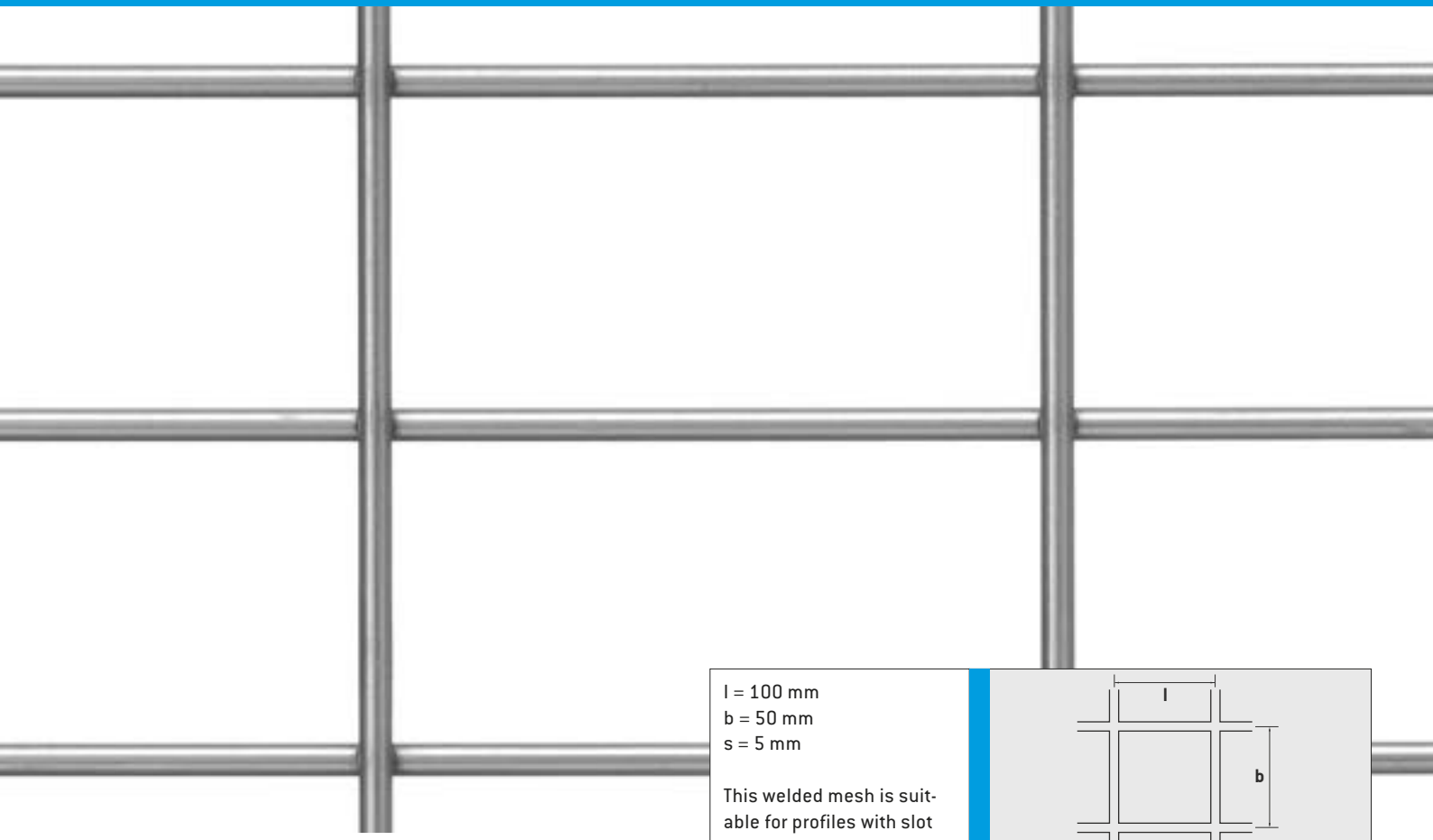

l = 100 mm
b = 50 mm
s = 5 mm

This welded mesh is suitable for profiles with slot width 5.0 mm.

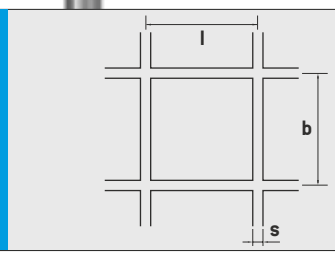

Material	Thickness s in mm	Desired format	Small format 1000 x 2000 mm	Medium format 1250 x 2500 mm	Large format 1500 x 3000 mm	Dimensions 2000 x 3000 mm	Weight kg/m²
Stainless steel							
X5CrNi18-10 2B AISI 304	5.0	500226	101219				4.6

SIMPLY CLICK TO EXPAND // ALL INFORMATION AT A GLANCE
You will find information on the following topics in the front expanded page: tables, desired format and powder coating!

Mesh width 100x100

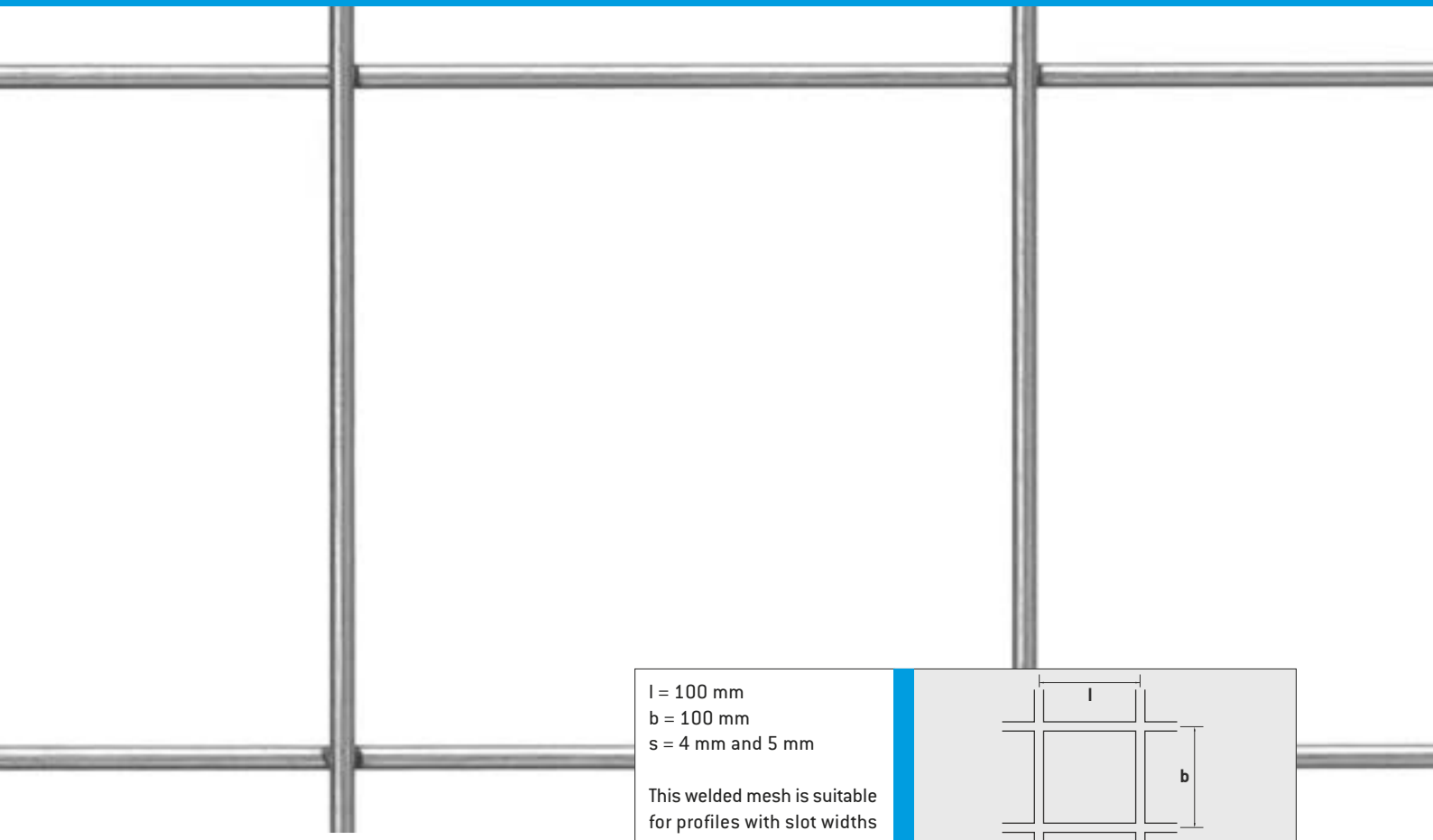

l = 100 mm
b = 100 mm
s = 4 mm and 5 mm

This welded mesh is suitable for profiles with slot widths of 4.0 mm and 5.0 mm.

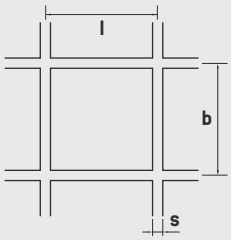

Material	Thickness s in mm	Desired format	Small format 1000 x 2000 mm	Medium format 1250 x 2500 mm	Large format 1500 x 3000 mm	Dimensions 2000 x 3000 mm	Weight kg/m²
Steel							
	5.0	500232	101565	101566		100762	3.1
Pre-galvanised							
DX51D	4.0	500227		101218			2.0
Stainless steel							
X5CrNi18-10 2B AISI 304	5.0	500236	101220				3.1

ACCESSORIES

ACCESSORIES

Overview	274–275
Combination options	276–279
Profile edgings	280–291
Corner connectors and end caps	292–297
Profile and panel brackets	299–307

ALWAYS UP TO DATE:

You can also find all MEVACO products and our new products online at:
www.mevaco.com

Accessories



CORNER CONNECTORS

These are used to connect the individual profile edgings.

PROFILE EDGING

Whether rectangular, round or trapezoidal – our profiles simply and securely edge expanded metals, perforated sheets, meshes as well as unperforated material. They prevent injuries and stabilise the sheet/panel.

PROFILE BRACKET WITH/WITHOUT ADAPTER

You can effortlessly secure the edged sheet/panel using this product. You can vary the distance of the profile edging to the object to be secured using the adapter.



PROFILE END CAP

Our end caps are ideal for neatly closing open profile edges.

PANEL BRACKET WITH/WITHOUT ADAPTER

Perforated sheets and unperforated materials can also be quickly connected without profile edgings. You can vary the distance to the object to be secured using the panel bracket with adapter.

Accessories

Combination options
Products and suitable profile edgings.

Profiles	Max. overall thickness of filling in mm			
	Expanded metal	Perforated sheet	Crimped mesh	Welded mesh
LR 10 · 1.3	–	1.5	–	–
LR 18 · 1.3	–	1.5	–	–
LR 18 · 1.7	2.0	2.0	–	–
LR 27 · 1.3	–	1.5	–	–
LR 27 · 1.8	2.0	2.0	–	–
LR 27 · 2.7	3.0	3.0	–	3.0
LE 12x18 · 1.3	–	1.5	–	–
LE 12x18 · 1.8	2.0	2.0	–	–
LE 20x30 · 1.7	2.0	2.0	–	–
LE 20x30 · 2.7	3.0	3.0	–	3.0
LD 30x22 · 1.7	2.0	2.0	–	–

Profiles	Max. overall thickness of filling in mm			
	Expanded metal	Perforated sheet	Crimped mesh	Welded mesh
LT 20x20 · 1.7	2.0	2.0	–	–
U-Profile · 1.3	–	1.5	–	–
U-Profile · 1.8	2.0	2.0	–	–
SE 15,2x25 · 3.1-7.3	3.1 – 7.3	3.1 – 7.3	3.1 – 7.3	3.1 – 7.3
WE 30x30 · 5.7	5.7	5.7	5.7	5.7
WE 30x30 · 7.5	7.5	7.5	7.5	7.5
WE 40x40 · 7.5	7.5	7.5	7.5	7.5
WE 40x40 · 9.6	9.6	9.6	9.6	9.6
GEV 30x30 · 3.0	3.0	3.0	3.0	3.0
GEV 30x30 · 4.0	4.0	4.0	4.0	4.0
GEV 30x30 · 5.0	5.0	5.0	5.0	5.0

Accessories

Combination options
Profile edgings and suitable accessories.

PROFILE SYSTEM LR 10


Profile: page 282

+

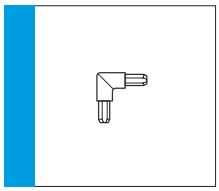
Corner connector: page 294

PROFILE SYSTEM LR 18


Profile: page 282

+

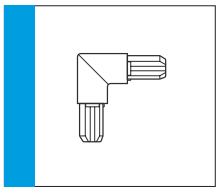
Corner connector: page 294

+

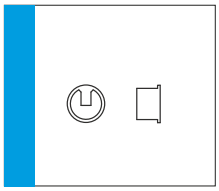
Profile end cap: page 296

+

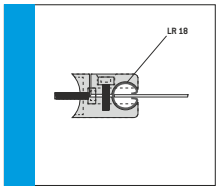

Profile bracket without adapter for post tube ∅ 42,4 mm: page 300

or

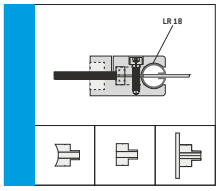

Profile bracket for adapter: page 304

PROFILE SYSTEM LR 27


Profile: page 283

+

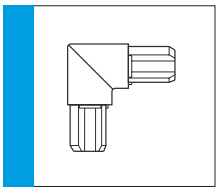
Corner connector: page 294

+

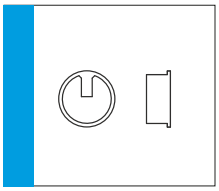
Profile end cap: page 296

+

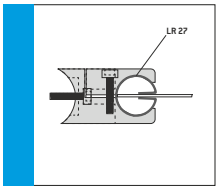

Profile bracket without adapter for post tube ∅ 42,4 mm: page 300

or

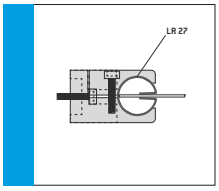

Profile bracket without adapter for square tube: page 301

PROFILE SYSTEM LE 12X18

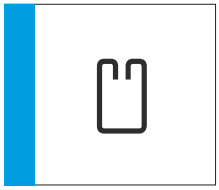

Profile: page 284

+

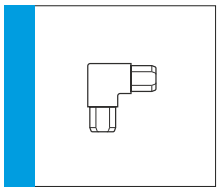

Corner connector: page 295

+

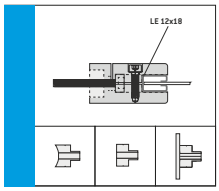

Profile bracket for adapter: page 304

PROFILE SYSTEM LE 20X30

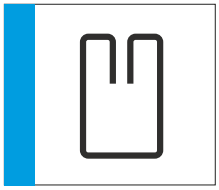

Profile: page 284/285

+

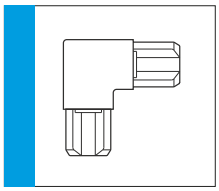

Corner connector: page 295

+

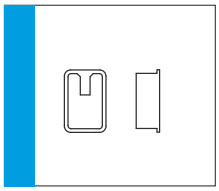

Profile end cap: page 297

+

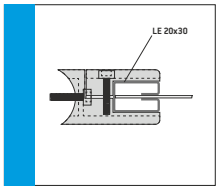

Profile bracket without adapter for post tube ∅ 42,4 mm: page 300

or

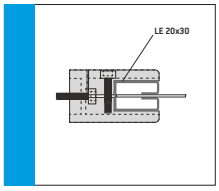

Profile bracket without adapter for square tube: page 301x

PROFILE SYSTEM U-PROFIL



Profile: page 286

+

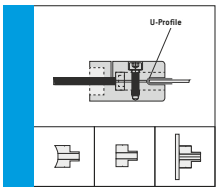

Profile bracket for adapter: page 305

Accessories

Profile edgings
Product images in the scale 1:1

PROFILE LR 27
Page 283

U-PROFILE
Page 286

PROFILE SE 15,2X25
Page 287

PROFILE LT 20X20
Page 285

PROFILE LR 18
Page 282

PROFILE LD 30X22
Page 285

PROFILE LR 10
Page 282

PROFILE LE 12X18
Page 284

PROFILE WE 30X30
Page 288

PROFILE WE 40X40
Page 289

PROFILE GEV 30X30
Page 290/291

PROFILE LE 20X30
Page 284/285



Accessories

Profile edgings
Type LR.

PROFILE LR 10 · 1.3

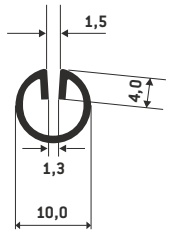

Material	Material thickness in mm	Slot width in mm	Item number	Weight kg/m
Steel				
	1.00 M	1.3	100766	0.24
Stainless steel				
X5CrNi18-10 2B AISI 304	1.00	1.3	100768	0.24
// polished grain 320	1.00 M	1.3	100944	0.24

Profile length 3000 mm
Suitable for sheet thickness of 1.5 mm

PROFILE LR 18 · 1.3

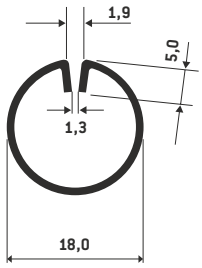

Material	Material thickness in mm	Slot width in mm	Item number	Weight kg/m
Stainless steel				
X5CrNi18-10 2B AISI 304	1.25	1.3	101492	0.57
// polished grain 320	1.25 M	1.3	101493	0.57

Profile length 3000 mm
Suitable for sheet thickness of 1.5 mm

PROFILE LR 18 · 1.7

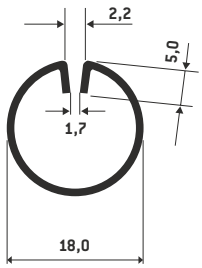

Material	Material thickness in mm	Slot width in mm	Item number	Weight kg/m
Steel				
	1.25	1.7	100654	0.57
Pre-galvanised				
DX51D	1.25 M	1.7	100661	0.57
Aluminium				
EN AW-1050A H24	1.25	1.7	100671	0.20
Stainless steel				
X5CrNi18-10 2B AISI 304	1.25	1.7	100666	0.57
// polished grain 320	1.25	1.7	100675	0.57

Profile length 3000 mm
Suitable for sheet thickness of 2.0 mm

PROFILE LR 27 · 1.3

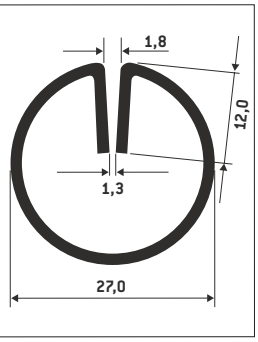

Material	Material thickness in mm	Slot width in mm	Item number	Weight kg/m
Stainless steel				
X5CrNi18-10 2B AISI 304				
// polished grain 320	1.50 M	1.3	101495	1.12

Profile length 3000 mm
Suitable for sheet thickness of 1.5 mm

PROFILE LR 27 · 1.8

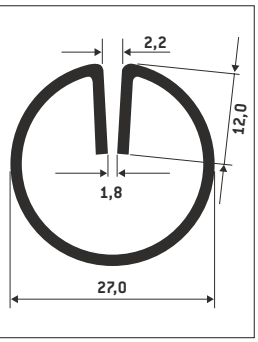

Material	Material thickness in mm	Slot width in mm	Item number	Weight kg/m
Steel				
	1.50	1.8	100655	1.12
Pre-galvanised				
DX51D	1.50 M	1.8	100662	1.12
Aluminium				
EN AW-1050A H24	1.50	1.8	100672	0.39
Stainless steel				
X5CrNi18-10 2B AISI 304	1.50	1.8	100667	1.12
// polished grain 320	1.50	1.8	100676	1.12

Profile length 3000 mm
Suitable for sheet thickness of 2.0 mm

PROFILE LR 27 · 2.7

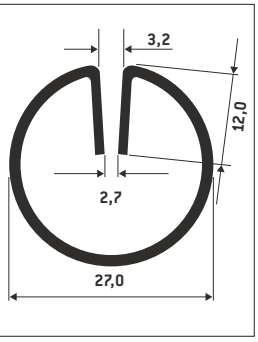

Material	Material thickness in mm	Slot width in mm	Item number	Weight kg/m
Steel				
	1.50	2.7	100658	1.12

Profile length 3000 mm
Suitable for sheet thickness of 3.0 mm

Accessories

Profile edgings
Type LE, type LD, type LT.

PROFILE LE 12X18 · 1.3

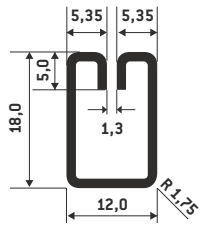

Material	Material thickness in mm	Slot width in mm	Item number	Weight kg/m
Steel				
	1.25	1.3	101367	0.55
Pre-galvanised				
DX51D	1.25	1.3	101368	0.55
Stainless steel				
X5CrNi18-10 2B AISI 304	1.25	1.3	100772	0.55
// polished grain 320	1.25 M	1.3	100943	0.55

Profile length 3000 mm
Suitable for sheet thickness of 1.5 mm

PROFILE LE 12X18 · 1.8

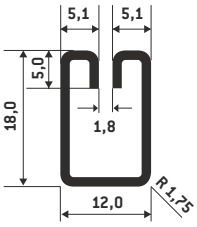

Material	Material thickness in mm	Slot width in mm	Item number	Weight kg/m
Steel				
	1.25	1.8	100771	0.56
Aluminium				
EN AW-1050A H24	1.25	1.8	101183	0.19

Profile length 3000 mm
Suitable for sheet thickness of 2.0 mm

PROFILE LE 20X30 · 1.7

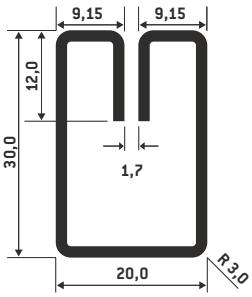

Material	Material thickness in mm	Slot width in mm	Item number	Weight kg/m
Steel				
	1.50 M	1.7	100656	1.27
Pre-galvanised				
DX51D	1.50	1.7	100663	1.27
Aluminium				
EN AW-1050A H24	1.50	1.7	100673	0.44
Stainless steel				
X5CrNi18-10 2B AISI 304	1.50	1.7	100668	1.27
// polished grain 320	1.50 M	1.7	100677	1.27

Profile length 3000 mm
Suitable for sheet thickness of 2.0 mm

PROFILE LE 20X30 · 2.7

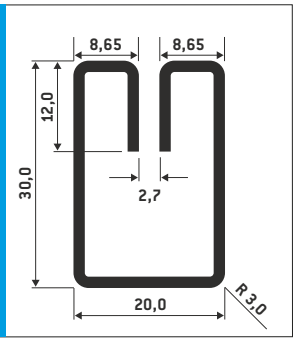

Material	Material thickness in mm	Slot width in mm	Item number	Weight kg/m
Steel				
	1.50	2.7	100659	1.27

Profile length 3000 mm
Suitable for sheet thickness of 3.0 mm

PROFILE LD 30X22 · 1.7

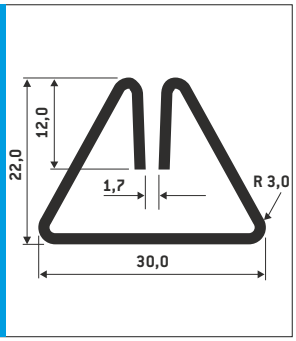

Material	Material thickness in mm	Slot width in mm	Item number	Weight kg/m
Pre-galvanised				
DX51D	1.50 M	1.7	100664	1.15

Profile length 3000 mm
Suitable for sheet thickness of 2.0 mm

PROFILE LT 20X20 · 1.7

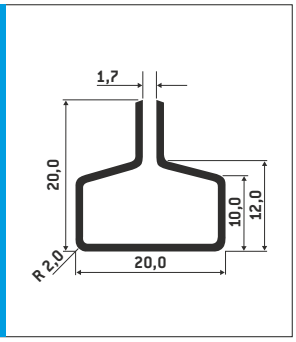

Material	Material thickness in mm	Slot width in mm	Item number	Weight kg/m
Steel				
	1.25	1.7	100653	0.67
Pre-galvanised				
DX51D	1.25 M	1.7	100660	0.67

Profile length 3000 mm
Suitable for sheet thickness of 2.0 mm

Accessories

Profile edgings
U-profiles, type SE.

U-PROFILE · 1.3

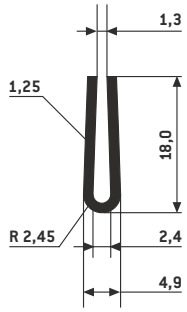

Material	Material thickness in mm	Slot width in mm	Item number	Weight kg/m
Pre-galvanised				
DX51D	1.25 M	1.3	100696	0.36
Stainless steel				
X5CrNi18-10 2B AISI 304	1.25	1.3	100699	0.36

Profile length 3000 mm
Suitable for sheet thickness of 1.5 mm

U-PROFILE · 1.8

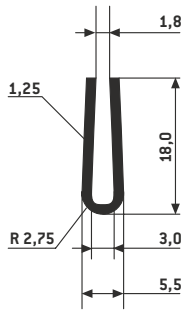

Material	Material thickness in mm	Slot width in mm	Item number	Weight kg/m
Pre-galvanised				
DX51D	1.25	1.8	100697	0.36
Aluminium				
EN AW-1050A H24	1.25	1.8	101186	0.12
Stainless steel				
X5CrNi18-10 2B AISI 304	1.25	1.8	100700	0.36

Profile length 3000 mm
Suitable for sheet thickness of 2.0 mm

PROFILE SE 15.2X25 · 3.1-7.3

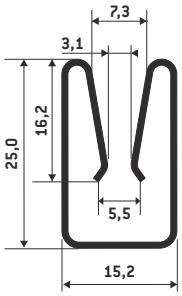

Material	Material thickness in mm	Slot width in mm	Item number	Weight kg/m
Steel				
	0.80 M	3.1-7.3	101305	0.59

Profile length 3000 mm
Suitable for sheet thickness of 3.1–7.3 mm

Accessories

Profile edgings
Type WE.

PROFILE WE 30X30 · 5.7

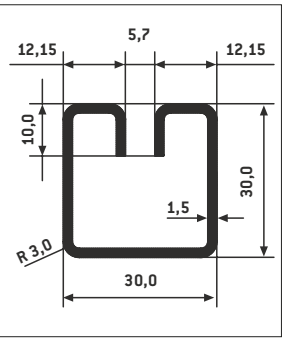

Material	Material thickness in mm	Slot width in mm	Item number	Weight kg/m
Steel				
	1.50	5.7	100679	1.43
Pre-galvanised				
DX51D	1.50	5.7	100684	1.43
Stainless steel				
X5CrNi18-10 2B AISI 304	1.50	5.7	101240	1.43

Profile length 3000 mm
Suitable for sheet thickness of 5.7 mm

PROFILE WE 30X30 · 7.5

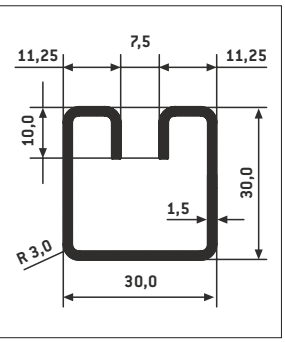

Material	Material thickness in mm	Slot width in mm	Item number	Weight kg/m
Steel				
	1.50	7.5	100680	1.40
Pre-galvanised				
DX51D	1.50 M	7.5	100685	1.40
Stainless steel				
X5CrNi18-10 2B AISI 304	1.50	7.5	100688	1.40

Profile length 3000 mm
Suitable for sheet thickness of 7.5 mm

PROFILE WE 40X40 · 7.5

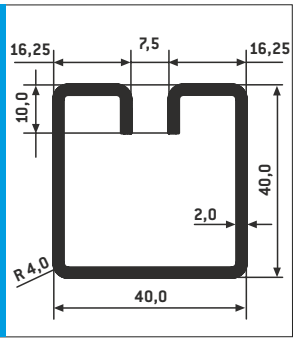

Material	Material thickness in mm	Slot width in mm	Item number	Weight kg/m
Steel				
	2.00	7.5	100681	2.39

Profile length 3000 mm
Suitable for sheet thickness of 7.5 mm

PROFILE WE 40X40 · 9.6

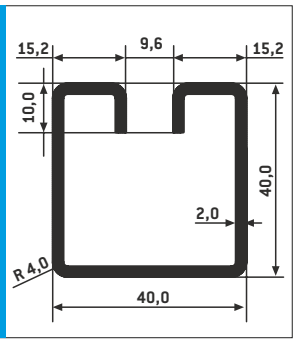

Material	Material thickness in mm	Slot width in mm	Item number	Weight kg/m
Steel				
	2.00	9.6	100682	2.36

Profile length 3000 mm
Suitable for sheet thickness of 9.6 mm

Accessories

Profile edgings
Type GEV.

PROFILE GEV 30X30 · 3.0

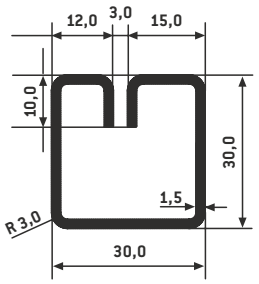

Material	Material thickness in mm	Slot width in mm	Item number	Weight kg/m
Steel				
	1.50	3.0	100689	1.46
Stainless steel				
X5CrNi18-10 2B AISI 304	1.50	3.0	100692	1.46

Profile length 3000 mm
Suitable for sheet thickness of 3.0 mm

PROFILE GEV 30X30 · 4.0

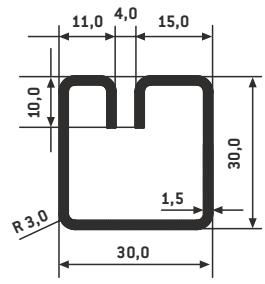

Material	Material thickness in mm	Slot width in mm	Item number	Weight kg/m
Steel				
	1.50 M	4.0	100690	1.46
Pre-galvanised				
DX51D	1.50	4.0	101243	1.46
Stainless steel				
X5CrNi18-10 2B AISI 304	1.50	4.0	100693	1.46

Profile length 3000 mm
Suitable for sheet thickness of 4.0 mm

PROFILE GEV 30X30 · 5.0

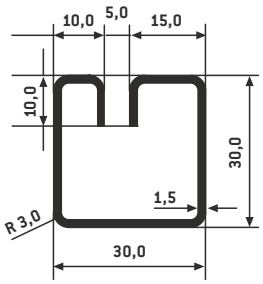

Material	Material thickness in mm	Slot width in mm	Item number	Weight kg/m
Steel				
	1.50	5.0	100691	1.43

Profile length 3000 mm
Suitable for sheet thickness of 5.0 mm

Accessories

Corner connectors and end caps
Product images in the scale 1:1

CORNER CONNECTOR LR 10
Page 294

CORNER CONNECTOR LR 18
Page 294

CORNER CONNECTOR LR 27
Page 294

PROFILE END CAP LR 18
Page 296

PROFILE END CAP LR 27
Page 296

CORNER CONNECTOR LE 12X18

Page 295

CORNER CONNECTOR LE 20X30

Page 295

PROFILE END CAP LE 20X30

Page 297

Accessories

Corner connectors
Type LR, type LE.

CORNER CONNECTOR LR 10

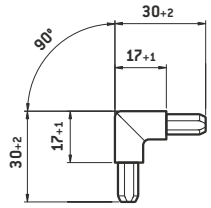

Material	Item number	Weight kg
Stainless steel cast alloy		
GX5CrNi19-10		
// polished grain 320	100859	0.02

Suitable for profile edging LR 10

CORNER CONNECTOR LR 18

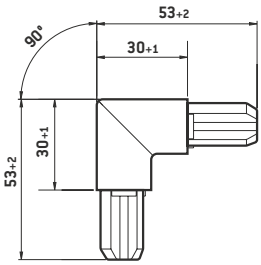

Material	Item number	Weight kg
Fine zinc alloy		
GD-ZNAL4CU1 (Z410)	100701	0.10
Stainless steel cast alloy		
GX5CrNi19-10		
// polished grain 320	100702	0.12

Suitable for profile edging LR 18

CORNER CONNECTOR LR 27

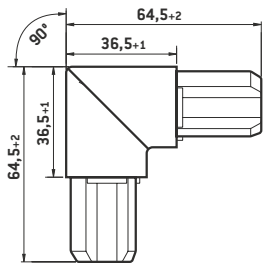

Material	Item number	Weight kg
Fine zinc alloy		
GD-ZNAL4CU1 (Z410)	101299	0.20
Stainless steel cast alloy		
GX5CrNi19-10		
// polished grain 320	100860	0.26

Suitable for profile edging LR 27

CORNER CONNECTOR LE 12X18

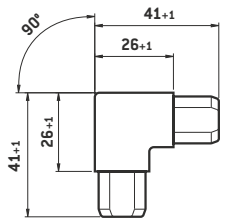

Material	Item number	Weight kg
Fine zinc alloy		
GD-ZNAL4CU1 (Z410)	101301	0.04
Stainless steel cast alloy		
GX5CrNi19-10		
// polished grain 320	100863	0.06

Suitable for profile edging LE 12x18

CORNER CONNECTOR LE 20X30

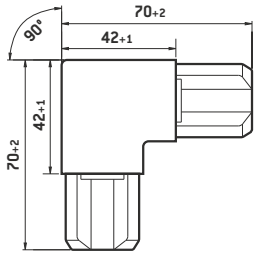

Material	Item number	Weight kg
Fine zinc alloy		
GD-ZNAL4CU1 (Z410)	101300	0.23
Stainless steel cast alloy		
GX5CrNi19-10		
// polished grain 320	100861	0.32

Suitable for profile edging LE 20x30

Accessories

Profile end caps
Type LR, type LE.

PROFILE END CAP LR 18

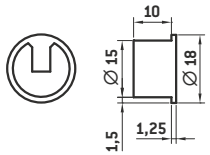

Material	Item number	Weight kg
Stainless steel		
X8CrNiS18-9 AISI 303		
// polished grain 320	101244	0.02

Suitable for profile edging LR 18

PROFILE END CAP LR 27

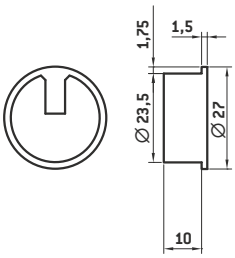

Material	Item number	Weight kg
Stainless steel		
X8CrNiS18-9 AISI 303		
// polished grain 320	101245	0.04

Suitable for profile edging LR 27

PROFILE END CAP LE 20X30

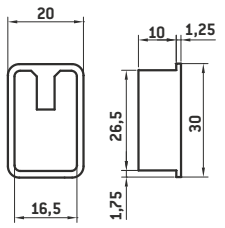

Material	Item number	Weight kg
Stainless steel		
X8CrNiS18-9 AISI 303		
// polished grain 320	101246	0.04

Suitable for profile edging LE 20x30

Accessories

Profile and panel brackets without adapter
Product images in the scale 1:1

PROFILE BRACKET LR 18
FOR POST TUBE ∅ 42.4 MM
Page 300

PROFILE BRACKET LR 27
FOR POST TUBE ∅ 42.4 MM
Page 300

PROFILE BRACKET LE 20X30
FOR POST TUBE ∅ 42.4 MM
Page 300

PANEL BRACKET
FOR POST TUBE ∅ 42.4 MM
Page 301

PROFILE BRACKET LR 27
FOR SQUARE TUBE
Page 301

PROFILE BRACKET LE 20X30
FOR SQUARE TUBE
Page 301

Accessories

Profile and panel brackets without adapter
for post tube ∅ 42.4 mm and for square tube/flat steel
(each bracket has one M6 mounting screw supplied).

PROFILE BRACKET LR 18

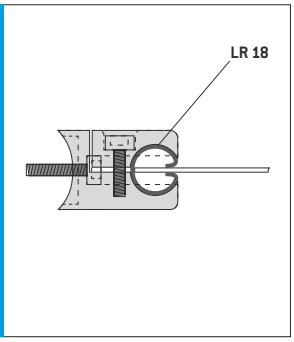

Material	Diameter in mm	Length in mm	Item number	Weight kg
Stainless steel				
X8CrNiS18-9 AISI 303				
// polished grain 320	28.0	42.3	100712	0.12

Suitable for profile edging LR 18 and post tube ∅ 42,4 mm

PROFILE BRACKET LR 27

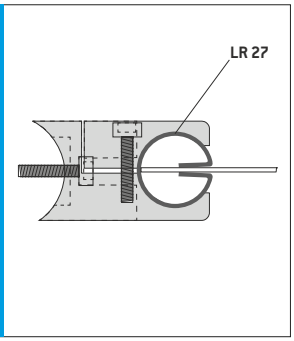

Material	Diameter in mm	Length in mm	Item number	Weight kg
Stainless steel				
X8CrNiS18-9 AISI 303				
// polished grain 320	35.0	60.0	101247	0.22

Suitable for profile edging LR 27 and post tube ∅ 42,4 mm

PROFILE BRACKET LE 20X30

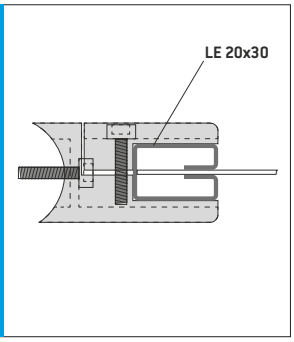

Material	Diameter in mm	Length in mm	Item number	Weight kg
Stainless steel				
X8CrNiS18-9 AISI 303				
// polished grain 320	35.0	63.0	101248	0.23

Suitable for profile edging LE 20x30 and post tube ∅ 42,4 mm

PANEL BRACKET

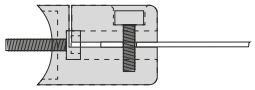

Material	Diameter in mm	Length in mm	Item number	Weight kg
Stainless steel				
X8CrNiS18-9 AISI 303				
// polished grain 320	28.0	42.3	100710	0.15

Suitable for sheet thickness 1.5–2.0 mm and post tube ∅ 42,4 mm

PROFILE BRACKET LR 27

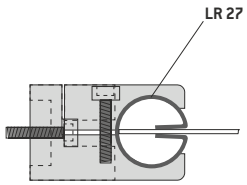

Material	Diameter in mm	Length in mm	Item number	Weight kg
Stainless steel				
X8CrNiS18-9 AISI 303				
// polished grain 320	35.0	60.0	101372	0.25

Suitable for profile edging LR 27 and square tube or flat steel

PROFILE BRACKET LE 20X30

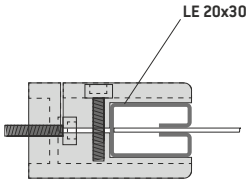

Material	Diameter in mm	Length in mm	Item number	Weight kg
Stainless steel				
X8CrNiS18-9 AISI 303				
// polished grain 320	35.0	60.0	101373	0.23

Suitable for profile edging LE 20x30 and square tube or flat steel

Accessories

Profile and panel brackets with adapter
Product images in the scale 1:1

PROFILE BRACKET LR 18 FOR ADAPTER
Page 304

PROFILE BRACKET LE 12X18 FOR ADAPTER
Page 304

U-PROFILE BRACKET FOR ADAPTER
Page 305

PANEL BRACKET FOR ADAPTER
Page 305

Attention: the illustrated profile and panel brackets can only be used with the shown adapters.

POST TUBE ADAPTER ∅ 42.4 MM

Page 306

FLAT POST TUBE ADAPTER

Page 306

WALL ADAPTER

Page 307

The panel can be optimally aligned between the posts and wall connection, in a tolerance range of approx. 4 mm, through the use of adapters.

Accessories

Profile and panel brackets with adapter
(each bracket has one M6 mounting screw supplied)

PROFILE BRACKET LR 18

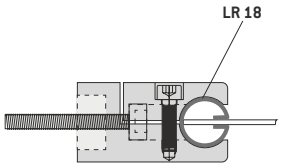

Material	Diameter in mm	Length in mm	Item number	Weight kg
Stainless steel				
X8CrNiS18-9 AISI 303				
// polished grain 320	28.0	53.0	100809	0.13

Suitable for profile edging LR 18 and adapter (pages 306/307)

PROFILE BRACKET LE 12X18

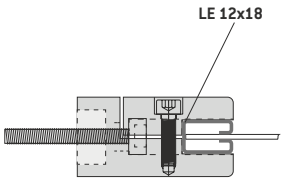

Material	Diameter in mm	Length in mm	Item number	Weight kg
Stainless steel				
X8CrNiS18-9 AISI 303				
// polished grain 320	28.0	56.9	100816	0.15

Suitable for profile edging LE 12x18 and adapter (pages 306/307)

PROFILE BRACKET U-PROFILE

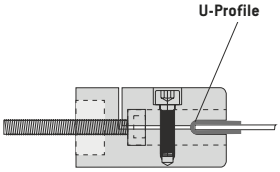

Material	Diameter in mm	Length in mm	Item number	Weight kg
Stainless steel				
X8CrNiS18-9 AISI 303				
// polished grain 320	28.0	53.0	100815	0.16

Suitable for U-profile and adapter (pages 306/307)

PANEL BRACKET

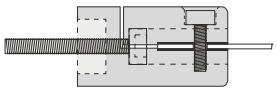

Material	Diameter in mm	Length in mm	Item number	Weight kg
Stainless steel				
X8CrNiS18-9 AISI 303				
// polished grain 320	28.0	53.0	100817	0.16

Suitable for sheet thickness 1.5–2.0 mm and adapters (pages 306/307)

Accessories

Adapters for profile and panel brackets
for post tube ∅ 42.4 mm, square tube or wall mounting.

POST TUBE ADAPTER

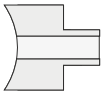

Material	Diameter in mm	Length in mm	Item number	Weight kg
Stainless steel				
X8CrNiS18-9 AISI 303				
// polished grain 320	24.0	28.9	100810	0.05

Suitable for post tube ∅ 42,4 mm

FLAT POST TUBE ADAPTER

Material	Diameter in mm	Length in mm	Item number	Weight kg
Stainless steel				
X8CrNiS18-9 AISI 303				
// polished grain 320	24.0	25.2	100812	0.05

Suitable for square tube

WALL ADAPTER

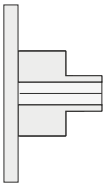

Material	Diameter in mm	Length in mm	Item number	Weight kg
Stainless steel				
X8CrNiS18-9 AISI 303				
// polished grain 320	50.0	30.0	100814	0.12

Suitable for wall mounting

TECHNOLOGY/TIPS

TECHNOLOGY/TIPS

Expanded metals

Expanded metals are regularly lanced, expanded metal sheets. They excel, in particular, due to their 3D appearance, which can differ depending on the line of vision. Expanded metal is particularly suited for sun protection applications due to its differentiated air permeability and light transmission properties. Depending on the selected geometry, expanded metal can resemble a wire mesh or an almost closed sheet-metal blank. No punching waste arises during the production of expanded metal from solid material; the individual meshes are permanently connected with each other and are, in contrast to meshes, not composed of individual wires.

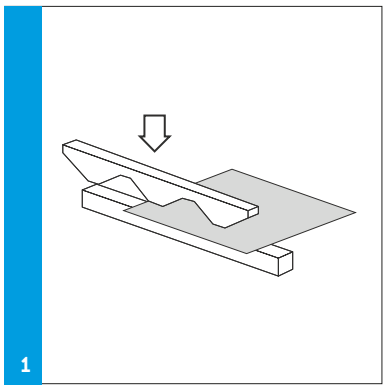

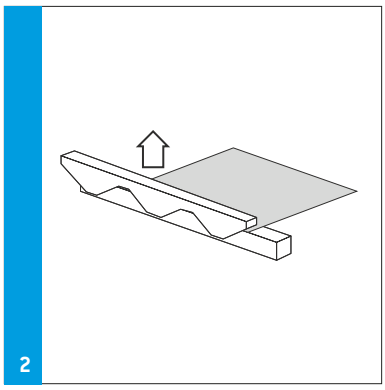

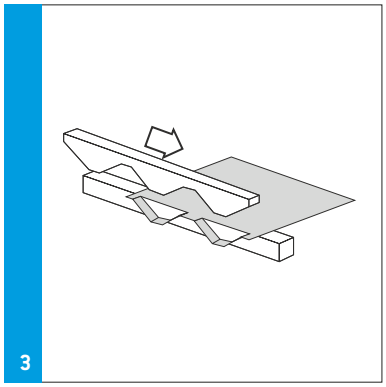

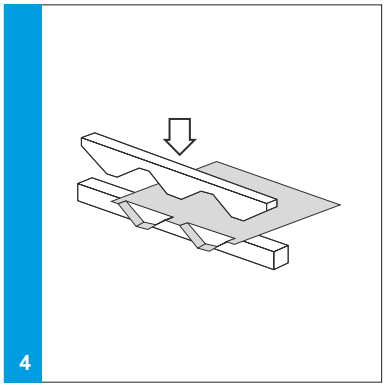

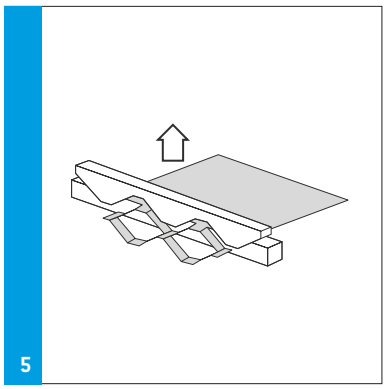

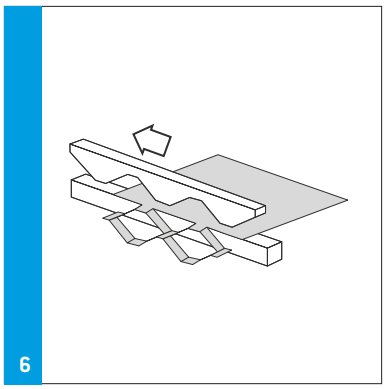

PRODUCTION

The surface openings in expanded metal are created, without material loss, due to offset cuts in combination with simultaneous expansive deformation. The meshes, which are produced from metal sheets or strips, are neither braided nor welded. For this reason, expanded metal can be cut to suit any dimension without negatively affecting its inherent strength.

GEOMETRY

MESH DESIGNATION

The different meshes are designated according to the following pattern:
mesh form followed by **mesh length x mesh width x bridge width**

Example:	**Rhomb 90x30x3**
Mesh form	Rhomb
Mesh length (l)	90 mm
Mesh width (b)	30 mm
Bridge width (c)	3 mm

To measure large expanded meshes:

measure from one node point to the same node point on the next mesh.

STRUCTURE OF EXPANDED METAL

Mesh

The mesh consists of bridges and the openings enclosed by these bridges.
The mesh size depends on the mesh length and width

Mesh length, mesh width

Mesh length (l)
Distance from node centre point to node centre point in the direction of the mesh length

Mesh width (b)
Distance from node centre point to node centre point in the direction of the mesh width

Can be easily checked again in the case of large bridge widths: distance from the edge of the node point to the edge of the node point at the surface

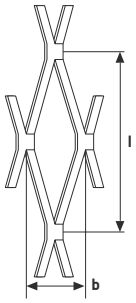

Expanded metals

Bridge width, material thickness

Bridge width (c)
Width of the material remaining between the openings

Material thickness (s)
Thickness of the used material

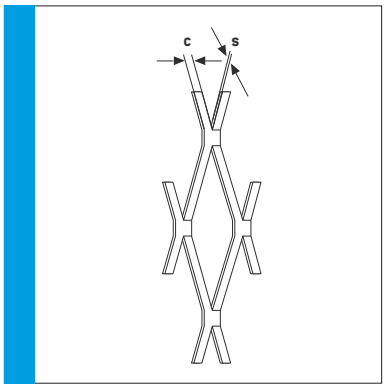

Node point

Intersection point between four meeting bridges

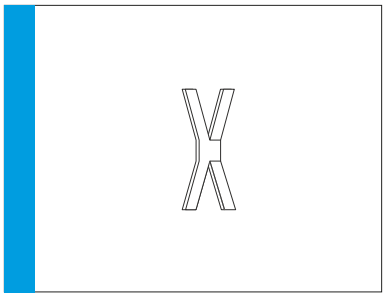

Node length, node width

Node length
Distance remaining between the expansion length

Node width
Approx. twice the bridge width

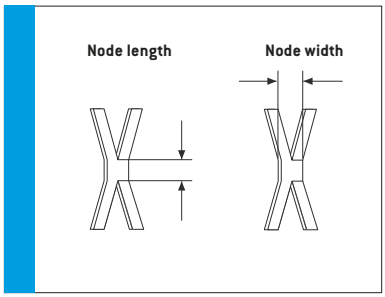

Open area in % (A_o)

$$A_o = 1-\left(\frac{2c}{b}\right) \cdot 100$$

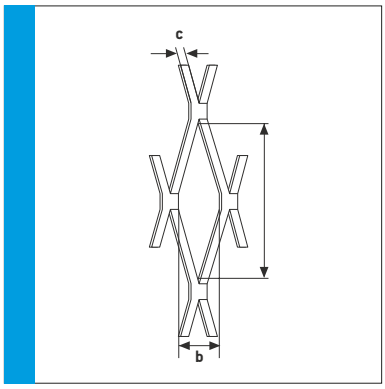

TIP // FRAMING OF EXPANDED METALS

PROFILE EDGING WITH MEVACO PROFILES

- MEVACO profiles are particularly suited for the profile edging of small and medium-sized meshes
- You should, in this connection, favour profiles with a wide slot when making your selection
- The overall thickness of the sheet must be taken into account during profile selection
- Your MEVACO sales consultant will optimally advise you regarding the best profile for your project

PROFILE EDGING WITH ANGLE FRAMES AND FLAT STEEL

- Profile edging with an angle frame and flat steel profile offers you a stable frame construction
- Particularly large meshes can also be profile-edged where you select a large angle
- ATTENTION: The threaded connection should be additionally routed through the expanded metal in order to reliably secure the panel

PROFILE EDGING WITH TWO ANGLE FRAMES

- Profile edging with two angle frames ensures the maximum stability of the overall construction
- A large outer frame and a smaller inner frame are ideally used, which – when fully mounted with the expanded metal – create a uniform visual impression

PROFILE EDGING WITH TWO FLAT STEEL PROFILES

- The overall construction remains relatively flat, but is less stable where two flat steel profiles are used to profile-edge an expanded metal
- Curved surfaces can be realised using pre-bent flat steel profiles

WELDED ANGLE FRAMES

- Profile edging via welding in the angle frames is a very quick and simple solution
- No additional cover frame is required

RIVETED ANGLE FRAMES

- Profile edging via riveting in the angle frames is also a very quick and simple solution that requires no cover frame
- This type of profile edging is particularly suited for meshes with wide bridges
- It must be taken into account here that the panel is pressed onto the margins during the riveting process and thus loses its 3D appearance

Expanded metal width, expanded metal length

Overall width of the expanded metal, measured in the direction of the long mesh direction

Overall length of the expanded metal, measured in the direction of the short mesh direction

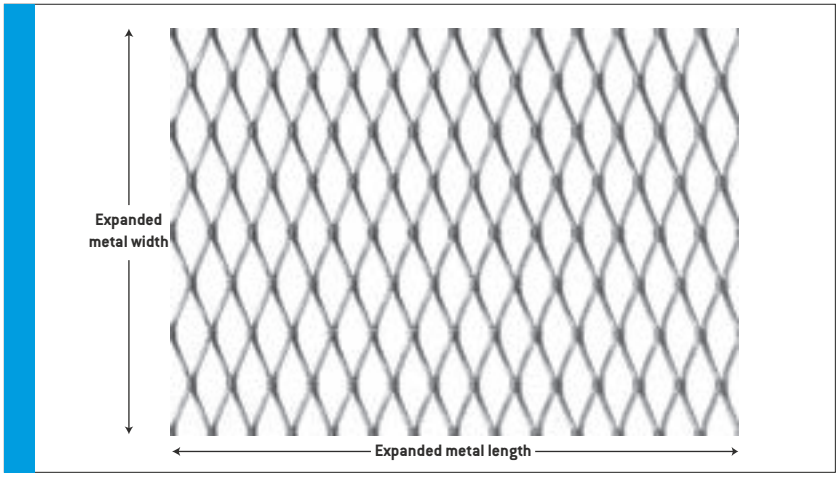

Expanded metal thickness

Overall thickness of expanded metal (a)

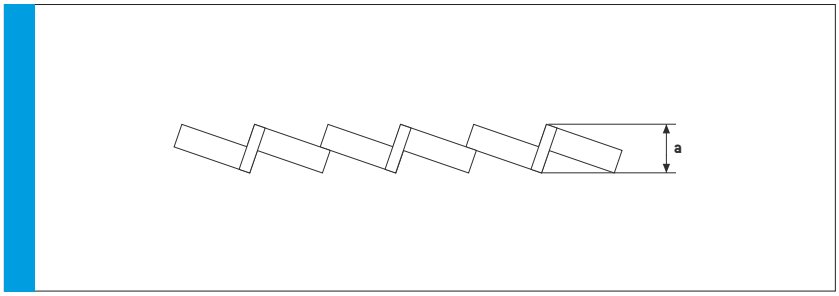

Expanded metals

Technology/dimensions and tolerances

DIMENSIONS/TOLERANCES

DIMENSIONS

- From 300 x 300 mm
- To 1500 x 3000 mm
- Not available as roll

TOLERANCES STANDARD SIZES

Width tolerance	± 1%
Length tolerance	± 5%
Mesh length (l)	± 0%
Mesh width (b)	± 5%
Bridge width (c)	± 5%
Bridge thickness (s)	± 10%
Expanded metal thickness (a)	approx. indication

PRE-CUT PARTS

Expanded metals can be cut to size if desired after the expansion process depending on the mesh geometry and material. The standard format tolerances apply in the case of meshes/materials that can not be subsequently cut.

PRE-CUT PARTS

Up to 1000 mm	max. ± 4 mm
Over 1000 mm	max. ± 6 mm
Over 2000 mm	max. ± 8 mm





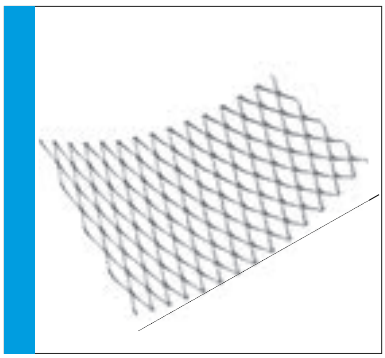

EVENNESS

When placed on a flat surface, expanded metal can be considered flat if the largest distance between the panel and surface does not exceed 30 mm. The distance can be up to 60 mm in the case of stainless steel and pregalvanised material.

TIP // FINISHING OF EXPANDED METAL

LONGITUDINAL CURVATURE

Bridge thickness up to 3 mm

Expanded metal is considered as being straight at the longitudinal edge if the distance between the curve and straight longitudinal edge is max. 1.5% of the length.

Bridge thickness over 3 mm

Max. distance of curve to straight longitudinal edge = max. 2% of the length.

Example: Length 2000 mm; bridge thickness (= source material thickness) 2 mm
The max. permitted deviation of the longitudinal edge from a straight line is 1.5% of 2000 mm = 30 mm.

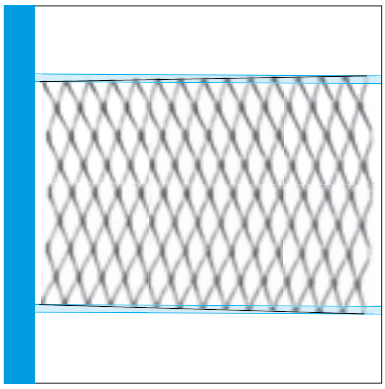

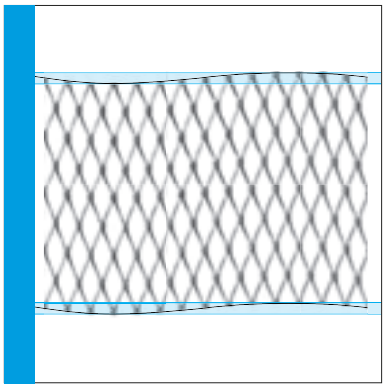

TYPE OF PRE-CUT PART

The following basic variants and associated types of pre-cut parts are possible, together with the required dimension and mesh geometry, when cutting expanded metal:

Optional (according to specified dimension)
Cut in a customer-desired manner without taking into account the mesh geometry – any customised dimension, which is under the tolerance limit, can be realised. Asymmetrical mesh ends at the margins (cut edges do not have an identical design in the case of subsequent orders or a respective order item).

Symmetric
The free bridge ends are matched in the length and/or width with the respective opposite sheet ends taking into account the individual dimension.

Cut at the node centre point
Always cut at the node centre point. The possible dimensions are always a multiple of the mesh length and mesh width (not feasible for small meshes due to the longitudinal curvature of the expanded metal).

Expanded metal can only be partially cut, or not be subsequently cut at all in the case of large meshes and bridge widths. For examples of possible types of pre-cut parts, see page 39.

PRE-CUT PARTS

- Expanded metals have sharp edges due to the production method. Gloves should be worn when working with expanded metals in order to prevent injuries.
- The best way to cut expanded metals is using angle grinders. Buzz and sabre saws or guillotine shears can, to a limited extent, also be used for cutting purposes.

SURFACE TREATMENT

- Hot-dip galvanisation after production is only recommended from a mesh size of 20 x 10 mm. A zinc skin forms in the free mesh areas in the case of smaller mesh sizes.
- The production-related cutting burr can be made less noticeable by powder coating the expanded metals. This reduces the risk of injury and offers an additional visual effect.
- **You can also order powder-coated expanded metals from MEVACO. Please see page 37 for this purpose.**

INSTALLATION AND ASSEMBLY

- The special feature of expanded metals is their 3D appearance. Each side of the sheet has a different visual effect. It must thus be ensured that all parts are installed in the correct direction and/or from the correct side where several expanded metal elements are used together.
- The overall thickness and open area indications on the product pages are approximate values. The open area and overall thickness can vary from batch to batch due to the production method and the natural material tolerances. For this reason, it is not possible to guarantee that the parts will be 100% the same vis-à-vis the first order in the case of a subsequent order.

Expanded metals

TIP // FOLDING

Expanded metal is – in comparison to perforated sheets – only partially suited for folding. Please note the following, if you should nevertheless want to fold expanded metal:

- Expanded metal with low material thicknesses does not become more stable after folding, as is the case for perforated sheets. This applies, in particular, in the case of folding along the longitudinal side (transverse to the mesh).
- A very stable component (e.g. steps) is produced due to the folding process in the case of larger material thicknesses and a larger material thickness to bridge width ratio (e.g. rhomb 45x20x4//page 68 or rhomb 50x22x4//page 71).
- The folding tool radius during folding plays a decisive role with regard to the 3D effect. A too-small radius means that the mesh will be pressed flat in the folding tool area.
- Due to the production method, the overall sheet thickness is not precisely homogeneous and the meshes do not run precisely parallel. For this reason, a certain amount of precision and a sense of proportion are required in order to obtain a visually homogeneous edge when folding expanded metal to 90°.
- Depending on the overall thickness, only foldings with a significant corner radius are possible in the case of thick expanded metals. The foldings tend to have a round visual effect, particularly in the case of meshes with a visually closed appearance.
- Depending on the material, it can occur that the meshes tear at the node points. Expanded metals made from stainless steel and galvanised materials tear quicker than other materials.
- The mentioned risks also apply in the case of folding with universal folding machines.



TIP // CUTTING

POSSIBLE CUTTING TECHNOLOGIES

Different technologies can be used for cutting expanded metals – all have their advantages and disadvantages:

- Angle grinder
  - o Suitable for steel, stainless steel and galvanised material
  - o The cutting edge is "unneat" in this case
  - o The consumption vis-à-vis the angle grinder disks is quite high where a lot of stainless steel is cut
- Buzz saw
  - o Suitable for aluminium
  - o Aluminium expanded metal sheets can usually also be cut in woodworking machines where said machines are equipped with carbide saw blades (panel saws, sliding table panel saws, hand-held circular saws with guide rail)
- Water-jet cutting
  - o Suitable for all materials
  - o Precise cuts are possible
  - o Openings are possible
  - o No geometry restrictions exist for the cut guidance
- Laser cutting
  - o Suitable for all materials
  - o The laser must constantly "start" cutting and can not continuously cut a longer section due to the constant change between bridge and mesh opening. An "unneat" cut and/or burnt cutting edges arise during lasering due to the fact that the cutting energy can not adjust itself very quickly
- Guillotine shears
  - o Suitable for all materials
  - o Guillotine shears are easy to use and allow for a neat and straight cut
  - o Guillotine shears have limited cutting heights; particularly high expanded metals can thus not be cut
  - o Guillotine shears with point-holding-down devices can press the mesh flat in the case of aluminium expanded metal sheets



Limited opening



Holding-down-device impressions

TIP // JOINTING AND OVERLAPPING

Expanded metal sheets can be jointed and overlapped on the longitudinal or front sides in order to design larger surfaces without interruptions (bridges/visible frame, etc.).

1. Front side

Overlapping

- The sheets are positioned on top of each other at the front sides where the expanded metal sheets should be overlapped.
- Either half or an entire mesh must be overlapped depending on the length and/or start/end of the sheets. It is recommended that you always start with a closed mesh. This minimises the risk of injury.
- The individual sheets are now connected – the simplest type of connection here is riveting (suitable for bridge widths of 10 mm and over).



Front side overlapping – entire mesh



Front side overlapping – half mesh

Jointing

- The sheets can also be jointed where the sheets are resting on a frame.
- Similar to overlapping, you must also take into account how the meshes start and/or end.
- In this case, the adjacent loose ends of the sheet are secured on the frame (riveted, screw connection, welded, clamped or similar).
- A visually uniform surface is achieved as a result: the joint is barely noticeable



Front side jointing

2. Long side

Overlapping

- The sheets can solely be overlapped and riveted where the tolerances of the sheets are very close.

Jointing

- The jointing on the long side requires a lot of experience, precision and patience.
- Offsets can arise so that a neat jointing or overlapping is no longer possible due to the large tolerances, which can occur in a batch during production.



Long side overlapping and jointing respectively

Perforated sheets

Perforated sheets are metal sheets with regularly spaced, uniform perforations. The wide variety of available hole patterns allows for almost unlimited design options for metal surfaces and visual effects, which range from opaque to transparent.

PRODUCTION

Perforated sheeting is efficiently produced from coils or metal sheets in a continuous process or using CNC punching/nibbling machines. The tensions, which arise during punching, are compensated for in the following straightening process.

BURR FORMATION

Varying degrees of punching waste are produced, similar to all other punching and cutting processes, at the punch exit side during the perforation of the respective material. The severity of the burr formation differs depending on the material and can not be described in a universally valid manner. A burr-free surface can only be achieved via a follow-up treatment. A correlation also exists between burr formation and the formation of surface tensions. A higher level of burr formation must sometimes be accepted in order to prevent the occurrence of higher surface tensions.

HOLE CROSS-SECTION

The punched perforation has a cylindrical cutting zone and towards the bottom a conical fracture zone in addition to a deformation zone. The hole width (w) is measured in the cutting zone.

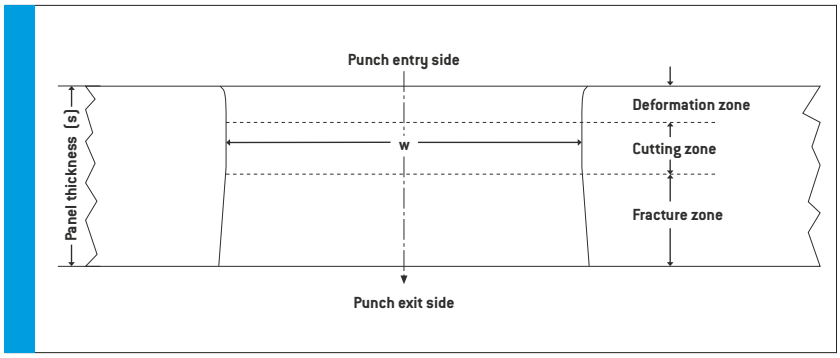

GEOMETRY

BASIC PARTS OF THE HOLE PATTERN GEOMETRY

Hole width (w)
The hole width designates (depending on the geometry) the hole size

Pitch (p)
The hole pitch designates the centre-to-centre distance between two adjacent holes

Bridge width (c)
The bridge width designates the smallest unperforated distance between two adjacent perforations

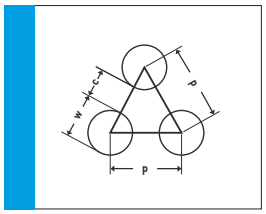

Additional specific dimensioning elements are explained in the respective sketches.

The ratio between the bridge width (c) and panel thickness (s) should not be less than 1.
The risk otherwise exists that the bridges between the holes will break.

PERFORATION DESIGNATIONS

The designation of the hole patterns made from round, square and slotted perforation punches in the MEVACO catalogue consists of the **hole shape**, **hole width** and **pitch**.

Example:	**R5 T8**
Hole shape	Round holes staggered pitch
Hole width	5 mm
Pitch	8 mm

Overview of the abbreviated designations for the different types of perforation

RT	Round holes staggered pitch
RT 90°	Round holes staggered pitch, turned through 90°
RM	Round holes diagonal pitch
RU	Round holes square pitch
EURO	Euro perforation (round holes with different pitches)
CT	Square holes staggered pitch
CT 90°	Square holes staggered pitch, turned through 90°
CDM	Square holes diagonal pitch
CU	Square holes square pitch
HT	Hexagonal holes staggered pitch
HT 90°	Hexagonal holes staggered pitch, turned through 90°
LRZ	Slotted holes staggered pitch, longitudinal
LRU	Slotted holes square pitch, transverse
LCU	Slotted holes square pitch, transverse (rectangular perforation shape)

The designations of the Creativ Line perforations describe the visual hole pattern.

TIP // FURTHER PROCESSING: PERFORATED SHEETS

HOT-DIP GALVANISATION AFTER PRODUCTION ACC. TO DIN EN ISO 1461

- Perforated sheets and the frame constructions should be hot-dip galvanised after production in order to protect against corrosion. The following must be taken into account in the case of hot-dip galvanisation after production:
  - Round perforations are more suitable than square perforations, as the tensions are lower.
  - The hole diameter should be min. 10 mm.
  - Lower tensions arise where the parts are immersed in the roll direction during galvanisation. The roll direction corresponds to the feed direction indicated on the product pages.
  - Entire components made from perforated sheet panels and profile edgings and/or other frame constructions should not be galvanised as complete elements, rather than individually. The material can not expand unimpeded, particularly where the panel has been permanently connected with the profile edging and/or frame.
- Unprotected areas and cutting edges arise in the case of further processing steps if a perforated sheet made from already galvanised material is used. These areas have no zinc coating and thus insufficient corrosion protection.
- Please note that undulations can arise due to the material tension in the case of steel sheets, which are hot-dip galvanised after production.
- Hot-dip galvanised sheets can only be used to a limited extent for decorative purposes. Powder-coated sheets are better suited for decorative applications. You can individually select the sheet colour via the powder coating and thereby also ensure adequate corrosion protection.
- **You can also order powder-coated perforated sheets from MEVACO. Please see page 37 for this purpose.**

Perforated sheets

Technology/Geometry of individual hole patterns

Round holes staggered pitch (RT)

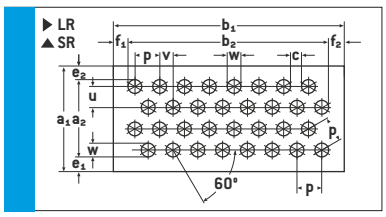

$a_2 = x \cdot u + w$

x = number of distances u; u = 0.866 p

$b_2 = y \cdot v + w$

y = number of distances v; v = 0.5 p

Relative open area:

$$A_0 = \frac{90.7 \cdot w^2}{p^2} \text{ in \%}$$

Number of perforations per m²:

$$n = \frac{1.15 \cdot 10^6}{p^2}$$

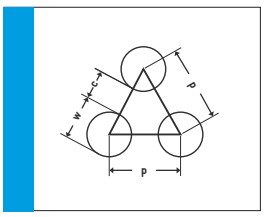

The following therefore applies: p = w +c
(pitch = hole width + bridge width)

Round holes staggered pitch (RT 90°) Round holes staggered pitch turned through 90°

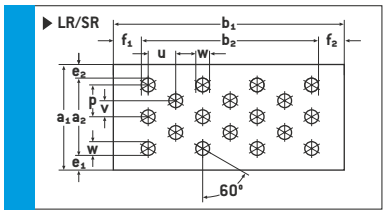

$a_2 = x \cdot v + w$

x = number of distances v; v = 0.5 p

$b_2 = y \cdot u + w$

y = number of distances u; u = 0.866 p

Relative open area:

$$A_0 = \frac{90.7 \cdot w^2}{p^2} \text{ in \%}$$

Number of perforations per m²:

$$n = \frac{1.15 \cdot 10^6}{p^2}$$

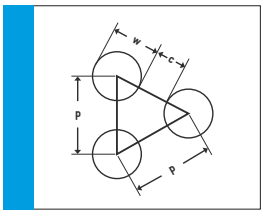

The following therefore applies: p = w +c
(pitch = hole width + bridge width)

Round holes diagonal pitch (RM)

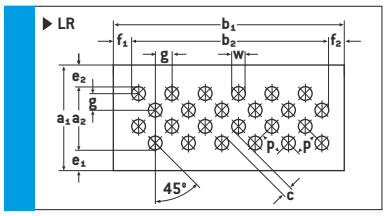

$a_2 = Z_1 \cdot g + w$

Z_1 = number of distances g parallel to a_2

$b_2 = Z_2 \cdot g + w$

Z_2 = number of distances g parallel to b_2

g = 0.707 p

Relative open area:

$$A_0 = \frac{78.5 \cdot w^2}{p^2} \text{ in \%}$$

Number of perforations per m²:

$$n = \frac{10^6}{p^2}$$

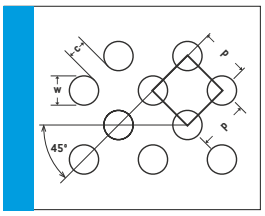

The following therefore applies: p = w +c
(pitch = hole width + bridge width)

Round holes square pitch (RU)

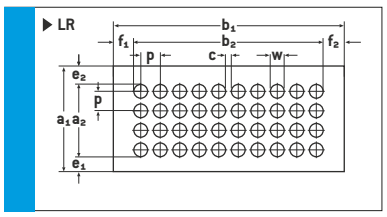

$a_2 = x_1 \cdot p + w$

x_1 = number of distances p parallel to a_2

$b_2 = x_2 \cdot p + w$

x_2 = number of distances p parallel to b_2

Relative open area:

$$A_0 = \frac{78.5 \cdot w^2}{p^2} \text{ in \%}$$

Number of perforations per m²:

$$n = \frac{10^6}{p^2}$$

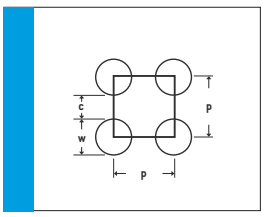

The following therefore applies: p = w +c
(pitch = hole width + bridge width)

Euro perforation

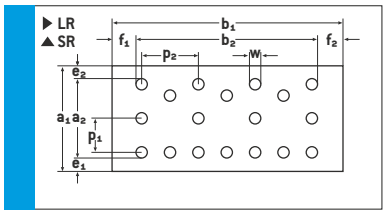

$a_2 = x_1 \cdot p_1 + w$

x_1 = number of distances p_1 parallel to a_2

p_1 = 15 mm

$b_2 = x_2 \cdot p_2 + w$

x_2 = number of distances p_2 parallel to b_2

p_2 = 25 mm

Relative open area:

A_0 = 8.38 in %

Number of perforations per m²:

n = 4272

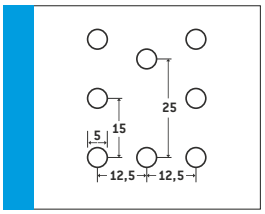

Square holes staggered pitch (CT 90°) Square holes staggered pitch turned through 90°

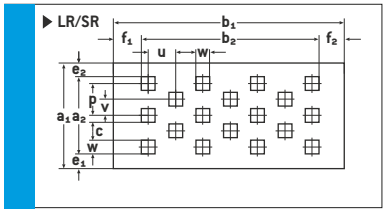

$a_2 = x \cdot v + w$

x = number of distances v

$b_2 = y \cdot u + w$

y = number of distances u; u = 0.5 p

$f_{max} = 0.15$ w

Relative open area:

$$A_0 = \frac{100 \cdot w^2}{p^2} \text{ in \%}$$

Number of perforations per m²:

$$n = \frac{10^6}{p^2}$$

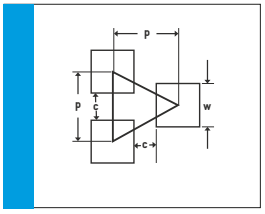

The following therefore applies: p = w +c
(pitch = hole width + bridge width)

Perforated sheets

Technology/Geometry of individual hole patterns

Square holes square pitch (CU)

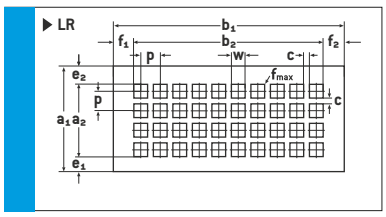

$a_2 = x_1 \cdot p + w$

x_1 = number of distances p parallel to a_2

$b_2 = x_2 \cdot p + w$

x_2 = number of distances p parallel to b_2

$f_{max} = 0.15\ w$

Relative open area:

$$A_o = \frac{100 \cdot w^2}{p^2} \text{ in \%}$$

Number of perforations per m²:

$$n = \frac{10^6}{p^2}$$

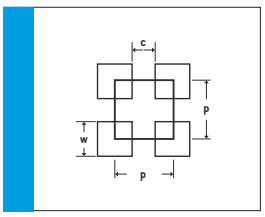

The following therefore applies: p = w +c
(pitch = hole width + bridge width)

Square holes diagonal pitch (CDM)

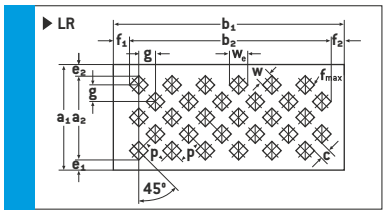

$a_2 = Z_1 \cdot g + w_e$

Z_1 = number of distances g parallel to a_2

$b_2 = Z_2 \cdot g + w_e$

Z_2 = number of distances g parallel to b_2

$g = 0.707\ p$

$w_e = 1.414\ w;\ f_{max} = 0.15\ w$

Relative open area:

$$A_o = \frac{100 \cdot w^2}{p^2} \text{ in \%}$$

Number of perforations per m²:

$$n = \frac{10^6}{p^2}$$

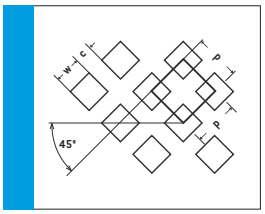

The following therefore applies: p = w +c
(pitch = hole width + bridge width)

Hexagonal holes staggered pitch (HT)

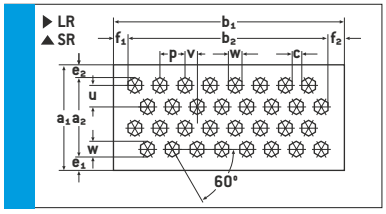

$a_2 = x \cdot u + w$

x = number of distances u; u = 0.866 p

$b_2 = y \cdot v + w$

y = number of distances v; v = 0.5 p

Relative open area:

$$A_o = \frac{100 \cdot w^2}{p^2} \text{ in \%}$$

Number of perforations per m²:

$$n = \frac{10^6}{p^2}$$

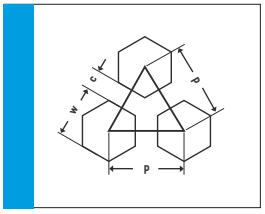

The following therefore applies: p = w +c
(pitch = hole width + bridge width)

Hexagonal holes staggered pitch (HT 90°) Hexagonal holes staggered pitch turned through 90°

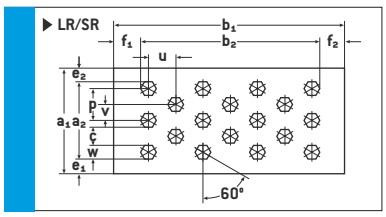

$a_2 = x \cdot v + w$

x = number of distances v; v = 0.5 p

$b_2 = y \cdot u + w$

y = number of distances u; u = 0.866 p

Relative open area:

$$A_0 = \frac{100 \cdot w^2}{p^2} \text{ in } \%$$

Number of perforations per m²:

$$n = \frac{10^6}{p^2}$$

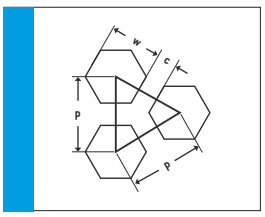

The following therefore applies: p = w +c (pitch = hole width + bridge width)

Slotted holes staggered pitch, longitudinal (LRZ)

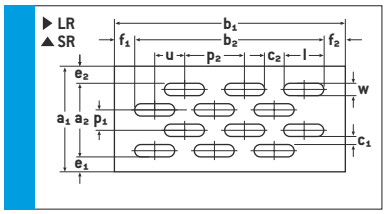

$b_2 = x \cdot u + l$

x = number of distances u parallel to b_2

$a_2 = y \cdot p_1 + w$

y = number of distances p_1 parallel to a_2

$u = 0.5\ p_2;\ p_1 = w + c_1;\ p_2 = l + c_2$

Relative open area:

$$A_0 = \frac{w \cdot l - 0.215 \cdot w^2}{p_1 \cdot p_2} \cdot 100 \text{ in } \%$$

Number of slots per m²

$$n = \frac{10^6}{p_1 \cdot p_2}$$

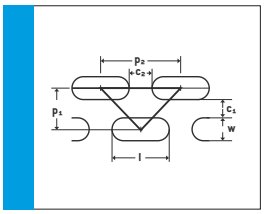

p_1 = Centre-to-centre distance of adjacent slotted holes, measured transverse to their longitudinal axes.

p_2 = Centre-to-centre distance of adjacent slotted holes, measured in the direction of their longitudinal axes.

Slotted holes staggered pitch, transverse (LRZ)

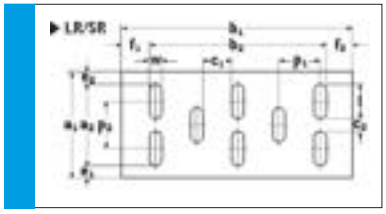

$b_2 = x \cdot p_1 + w$

x = number of distances p_1 parallel to b_2

$a_2 = y \cdot p_2 + l$

y = number of distances p_2 parallel to a_2

$u = 0.5\ p_2;\ p_1 = w + c_1;\ p_2 = l + c_2$

Relative open area:

$$A_0 = \frac{w \cdot l - 0.215 \cdot w^2}{p_1 \cdot p_2} \cdot 100 \text{ in } \%$$

Number of slots per m²

$$n = \frac{10^6}{p_1 \cdot p_2}$$

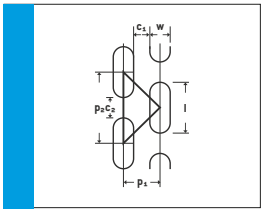

p_1 = Centre-to-centre distance of adjacent slotted holes, measured transverse to their longitudinal axes.

p_2 = Centre-to-centre distance of adjacent slotted holes, measured in the direction of their longitudinal axes.

Perforated sheets

Technology/Geometry of individual hole patterns

Slotted holes square pitch, longitudinal (LRU)

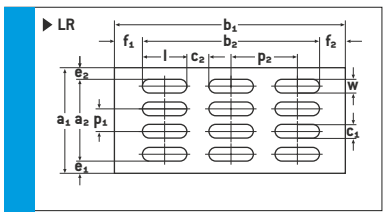

$b_2 = x \cdot p_2 + l$

x = number of distances p_2 parallel to b_2

$a_2 = y \cdot p_1 + w$

y = number of distances p_1 parallel to a_2

$p_1 = w + c_1;\ p_2 = l + c_2$

Relative open area:

$$A_0 = \frac{w \cdot l - 0.215 \cdot w^2}{p_1 \cdot p_2} \cdot 100 \text{ in } \%$$

Number of slots per m²

$$n = \frac{10^6}{p_1 \cdot p_2}$$

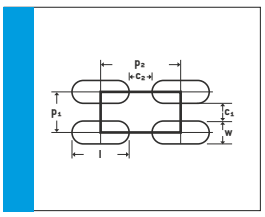

p_1 = Centre-to-centre distance of adjacent slotted holes, measured transverse to their longitudinal axes.

p_2 = Centre-to-centre distance of adjacent slotted holes, measured in the direction of their longitudinal axes.

Slotted holes square pitch, transverse (LRU)

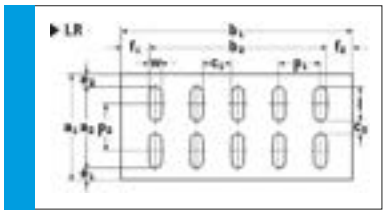

$b_2 = x \cdot p_1 + w$

x = number of distances p_1 parallel to b_2

$a_2 = y \cdot p_2 + l$

y = number of distances p_2 parallel to a_2

Relative open area:

$$A_0 = \frac{w \cdot l - 0.215 \cdot w^2}{p_1 \cdot p_2} \cdot 100 \text{ in } \%$$

Number of slots per m²

$$n = \frac{10^6}{p_1 \cdot p_2}$$

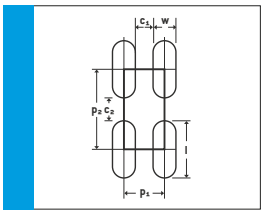

p_1 = Centre-to-centre distance of adjacent slotted holes, measured transverse to their longitudinal axes.

p_2 = Centre-to-centre distance of adjacent slotted holes, measured in the direction of their longitudinal axes.

Slotted holes square pitch, transverse (LCU)

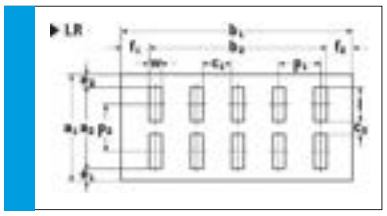

$b_2 = x \cdot p_1 + w$

x = number of distances p_1 parallel to b_2

$a_2 = y \cdot p_2 + l$

y = number of distances p_2 parallel to a_2

Relative open area:

$$A_0 = \frac{w \cdot l}{p_1 \cdot p_2} \cdot 100 \text{ in } \%$$

Number of slots per m²

$$n = \frac{10^6}{p_1 \cdot p_2}$$

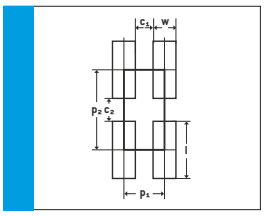

p_1 = Centre-to-centre distance of adjacent slotted holes, measured transverse to their longitudinal axes.

p_2 = Centre-to-centre distance of adjacent slotted holes, measured in the direction of their longitudinal axes.

Slotted holes square pitch, longitudinal (LCU)

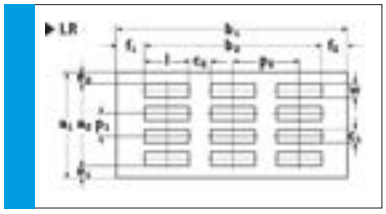

$b_2 = x \cdot p_2 + l$

x = number of distances u parallel to b_2

$a_2 = y \cdot p_1 + w$

y = number of distances p_1 parallel to a_2

$p_1 = w + c_1;\ p_2 = l + c_2$

Relative open area:

$$A_0 = \frac{w \cdot l}{p_1 \cdot p_2} \cdot 100 \text{ in } \%$$

Number of slots per m^2

$$n = \frac{10^6}{p_1 \cdot p_2}$$

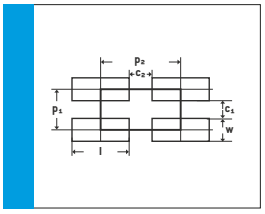

p_1 = Centre-to-centre distance of adjacent slotted holes, measured transverse to their longitudinal axes.

p_2 = Centre-to-centre distance of adjacent slotted holes, measured in the direction of their longitudinal axes.

Slotted holes staggered pitch, transverse (LCZ)

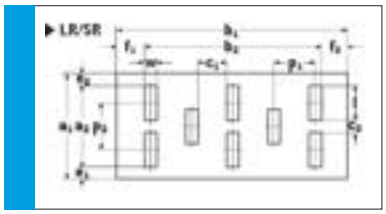

$b_2 = x \cdot p_1 + w$

x = number of distances p_1 parallel to b_2

$a_2 = y \cdot p_2 + l$

y = number of distances p_2 parallel to a_2

$u = 0.5\ p_2;\ p_1 = w + c_1;\ p_2 = l + c_2$

Relative open area:

$$A_0 = \frac{w \cdot l}{p_1 \cdot p_2} \cdot 100 \text{ in } \%$$

Number of slots per m^2

$$n = \frac{10^6}{p_1 \cdot p_2}$$

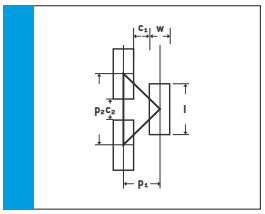

p_1 = Centre-to-centre distance of adjacent slotted holes, measured transverse to their longitudinal axes.

p_2 = Centre-to-centre distance of adjacent slotted holes, measured in the direction of their longitudinal axes.

Slotted holes staggered pitch, longitudinal (LCZ)

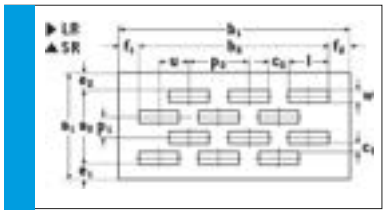

$b_2 = x \cdot u + l$

x = number of distances u parallel to b_2

$a_2 = y \cdot p_1 + w$

y = number of distances p_1 parallel to a_2

$u = 0.5\ p_2;\ p_1 = w + c_1;\ p_2 = l + c_2$

Relative open area:

$$A_0 = \frac{w \cdot l}{p_1 \cdot p_2} \cdot 100 \text{ in } \%$$

Number of slots per m^2

$$n = \frac{10^6}{p_1 \cdot p_2}$$

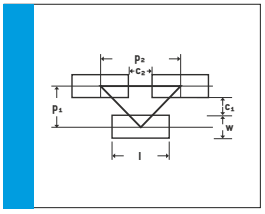

p_1 = Centre-to-centre distance of adjacent slotted holes, measured transverse to their longitudinal axes.

p_2 = Centre-to-centre distance of adjacent slotted holes, measured in the direction of their longitudinal axes.

Perforated sheets

OPEN AREA A_0, STATIC LOAD-BEARING CAPACITY

The production process guarantees, based on the surface, a precise and uniform open area.

The relative open area (A_0) – also called open filter area – is calculated as per the listed formulas for the different hole patterns. It is defined as the opening % based on one hole with adjacent half bridge widths, i.e. without taking into account the margins. The unperforated margins are to be considered as solid material for precise weight calculations.

Unfortunately, no validated values are available on the possible static loading of perforated sheeting. It is, however, basically dependent on the hole shape and open area. The filter direction and orientation of the holes also play a role in the case of non-concentric punch shapes.

FEED AND FILTER DIRECTIONS

The feed direction indicated in the product pages designates the direction of the production flow in the case of coil production or the polish direction in the case of sheets, which are subsequently polished. The short and long sides of the figures correspond with the short and long sides of the standard sizes.

The feed and filter perforations are usually at an angle of 90° to each other in the case of perforations in staggered pitch. The filter direction is always indicated in the case of perforations in staggered pitch and is, above all, relevant where the perforated sheets should be used in filter applications. The filter direction is usually transverse to the perforation feed direction.

The best filter result is achieved where the sheet filter direction corresponds with the conveying direction of the material to be filtered.

DIMENSIONS/TOLERANCES

UNPERFORATED/UNTEXTURED MARGINS IN THE CASE OF STANDARD SIZES

Standard sizes are usually delivered with narrow side margins 5–10 mm (along the long side b) and without front margins (along the short side a), i.e. the perforation is cut through, in the case of hole diameters up to and including 5 mm.

Hole diameter over 5 mm with all-round unperforated margin: for technical reasons, the all-round unperforated margins can be greater than 10 mm in the case of large hole widths (w) and Creativ line.

The unperforated margins are approx. 25 mm wide in the case of sheet thicknesses over 3 mm. The untextured longitudinal margins in textured sheets can be up to 25 mm.

The information as per DIN 24041 (e_1, e_2, f_1 and f_2) is to be used in order to avoid mix-ups in the case of the designation of margins for pre-cut parts. Please contact us if you require detailed information on unperforated/untextured margins.

WEIGHT CALCULATION

Perforated sheet weight (without margin)

$$GL \approx \frac{F \cdot s \cdot \gamma\,(100 - A_0)}{100}$$

F = area in m²
γ = specific weight of selected material
s = sheet thickness in mm
A_0 = open area

Sample calculation:
Perforated sheet
Round perforation R8 T12 (A_0 = 40.3%)
without taking into account the unperforated margins
Dimensions: 1000 x 2000 mm
Sheet thickness: 2.0 mm
Material: steel, γ (steel 1.0 mm) = 7.85 kg/m²

$$GL \approx \frac{(1x2) \cdot 2.0 \cdot 7.85 \cdot (100 - 40.3)}{100}$$

GL ≈ 18.75 kg

TIP // APPLICATIONS

IN VISIBLE AREAS

- So-called straightening marks (see, for this purpose, "Perforated sheet production" on page 318) arise due to the straightening of the perforated sheets after the perforation process. These can not be avoided and are also described in the DIN:

  Extract from DIN 24041 – A.14 Surfaces:

  - o Production-related surface impairments can not be excluded during the perforated sheet production process.
  - o Special surface requirements require increased time and effort and must be agreed on. It is recommended that you inform the manufacturer as to the intended use and in particular with regard to the visible surfaces.
- Polished surfaces are recommended for the demanding visible area in the case of stainless steel sheets.
- The perforated sheet should be ordered with a PVC coating or powder coating where aluminium perforated sheets will be used in visible areas.
- **You can also order powder-coated perforated sheets from MEVACO. Please see page 37 for this purpose.**

AS A FILTER

- Any customer-defined permeability can – depending on the selected hole pattern – be precisely selected for solids, fluids or gases for sieve and filter functions.
- The best filter result is achieved where the sheet filter direction corresponds with the conveying direction of the material to be filtered. The filter direction is indicated in the respective product pages.
- Please also observe the section on the topic "Filter direction" on page 326.

Meshes

Crimped meshes are produced by braiding metal wires. Crimped meshes are often used as protective elements, as they are very stable but nevertheless allow for a clear view of the objects located behind the respective mesh. Welded meshes are produced by welding metal wires. They are very stable but nevertheless have excellent air permeability and light transmission properties. They are often used as protective elements.

PRODUCTION OF CRIMPED MESH

Crimped meshes are produced through the weaving of corrugated (precrimped) wires. The longitudinal and transverse wires are woven together (not welded). The mesh has a high stability due to the weaving process.

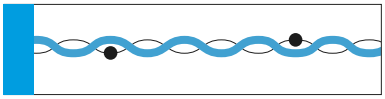

GEOMETRY OF CRIMPED MESH

The nominal size of mesh in the case of crimped mesh is determined by the mesh width as the clear width between two adjacent wires. The mesh length is mentioned first in the item designation on the product pages.

Mesh length (l)
Clear width of mesh in the longitudinal direction – along the long outer edge in the case of standard sizes

Mesh width (b)
Clear width of mesh in the transverse direction – along the short outer edge in the case of standard sizes

Wire thickness (s)
Thickness of the used wire

Tolerances in the mesh width are possible in a production-related manner.

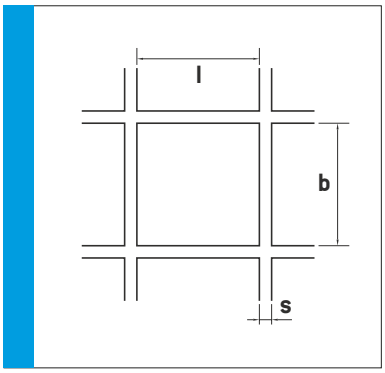

PRODUCTION OF WELDED MESH

Spot-welded meshes consist of smooth wires, which have been permanently connected, at right angles to each other, at their intersection points via electrical resistance spot-welding. The mesh has a high stability due to the welding process.

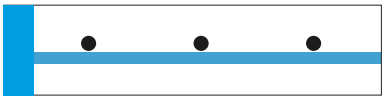

GEOMETRY OF WELDED MESH

In contrast to crimped mesh, the nominal size of mesh in the case of welded mesh is determined by the mesh width from the centre of one wire to the centre of another wire. The mesh length is mentioned first in the item designation on the product pages.

Mesh length (l)
Distance from centre of wire to centre of wire in the longitudinal direction – in the case of standard sizes along the long outer edge

Mesh width (b)
Distance from centre of wire to centre of wire in the transverse direction – in the case of standard sizes along the short outer edge

Wire thickness (s)
Thickness of the used wire

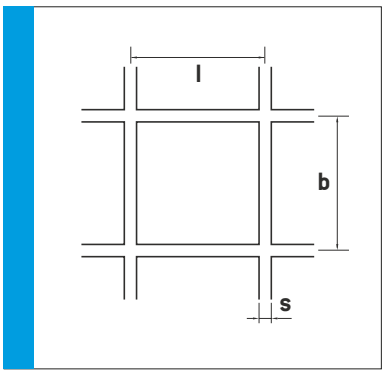

DIMENSIONS/TOLERANCES

TOLERANCES OF STANDARD SIZES

Length tolerance: –0 mm /+1 mesh width
Width tolerance: –0 mm /+1 mesh width

CRIMPED MESH AND WELDED MESH PRE-CUT PARTS

You can obtain customised crimped and welded mesh as pre-cut parts in the following dimensions:

Smallest dimension: 300 x 300 mm; at least six meshes
Largest dimension: up to max. 1500 x 3000 mm, depending on the material and mesh

The wire excess length over the node must be at least 5 mm.
The latticing of the mesh geometry influences the possible final dimensions.

TOLERANCE OF THE PRE-CUT PARTS

up to 1000 mm	max. ± 4 mm
over 1000 mm	max. ± 5 mm
over 2000 mm	max. ± 6 mm

TIP // SURFACE TREATMENT: MESHES

ZINC COATING

The zinc coating of pregalvanised wires can be up to 20 µm (significantly less at the intersection points in the case of welded mesh). The edges of the wire ends are blank. The zinc coating of pregalvanised wires does not provide satisfactory and lasting corrosion protection where the product is used outdoors.

THE MESH SURFACE IS MADE FROM STAINLESS STEEL

Stainless steel panels are not pickled after production.

Accessories

Technology/Tips:

Our accessories offer simple attachment and connection solutions and allow for an efficient further processing of semi-finished products, whether they be sheets and/or meshes, to form the ready-to-install railing filling unit. All accessories are coordinated in terms of the dimensions and materials for the mounting of our perforated and textured sheets as well as mesh mats. In addition to providing injury protection at the open cutting edges of the filling material, the range also offers visually interesting design options for fillings and surface panellings.

GEOMETRY OF PROFILE AND PANEL BRACKETS

PROFILE AND PANEL BRACKETS WITHOUT ADAPTER FOR POST TUBE ∅ 42.4 MM, SQUARE TUBE OR FLAT STEEL

Profile bracket LR 18 for post tube ∅ 42.4 mm

a = 41.2 mm
b = 42.5 mm
c = 20.0 mm

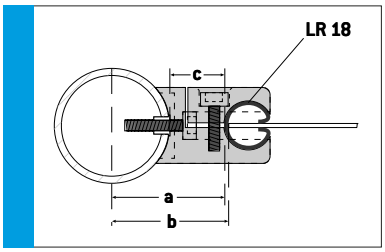

Profile bracket LR 27 for post tube ∅ 42.4 mm

a = 46.5 mm
b = 48.0 mm
c = 25.3 mm

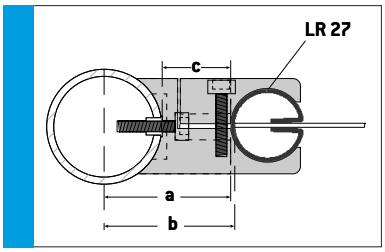

Profile bracket LE 20x30 for post tube ∅ 42.4 mm

a = 45.0 mm
b = 46.5 mm
c = 23.8 mm

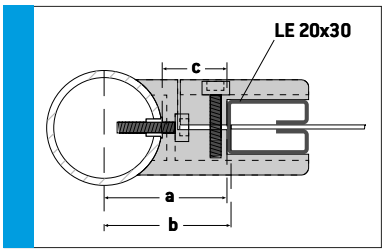

Note:

a = distance from railing post axis to profile outer edge
b = distance from railing post axis to sheet outer edge (a + profile material thickness)
c = railing post inner edge to profile outer edge

Overall panel length (incl. profile): axis distance between the railing posts – 2 x a
Sheet panel length: axis distance between the railing posts – 2 x b

**Adapters should be used, in addition to the brackets, where the filling should be balanced.
The determined filling dimensions may not be exceeded where brackets without adapters are used,
as a length compensation is only possible within the profile bracket mount.**

Panel bracket for post tube ∅ 42.4 mm

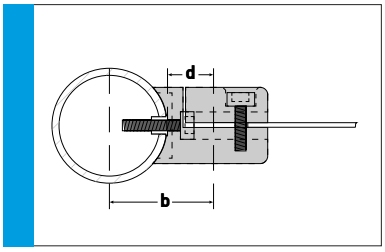

b = 37.2 mm
d = 16.0 mm

Note:

b = distance from railing post axis to sheet outer edge
d = railing post inner edge to sheet outer edge

Sheet length: axis distance between the railing posts – 2 x b

The determined sheet length **may not be exceeded**.
A length compensation is only possible within the adapter of the panel bracket.

Profile bracket LR 27 for square tube or flat steel

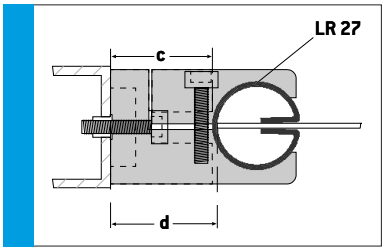

c = 34.5 mm
d = 36.0 mm

Profile bracket LE 20x30 for square tube or flat steel

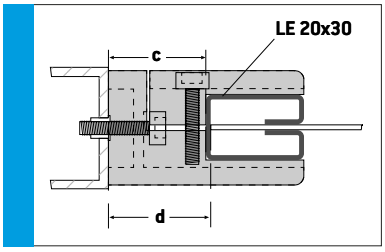

c = 30.0 mm
d = 31.5 mm

Note:

c = railing post inner edge to profile outer edge
d = railing post inner edge to sheet outer edge

Sheet length: distance between the railing posts – 2 x d

Accessories

PROFILE AND PANEL BRACKETS WITH FLAT ADAPTER OR FOR POST TUBE ∅ 42.4 MM

All sample drawings with post tube adapter ∅ 42.4 mm, dimension (c) only applies for the flat post tube adapter

Profile bracket LR 18 for adapter

a = 59.0 mm
b = 60.3 mm
c = 37.8 mm

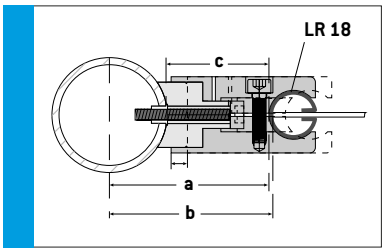

Profile bracket LE 12x18 for adapter

a = 61.8 mm
b = 63.1 mm
c = 40.6 mm

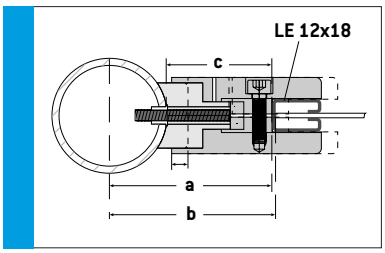

U-profile bracket for adapter

a = 65.2 mm
b = 66.5 mm
c = 44.0 mm

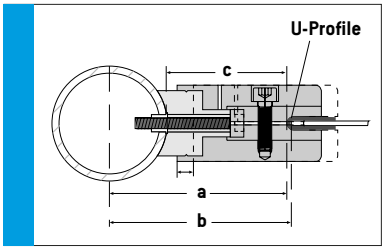

Note:

a = distance from railing post axis to profile outer edge
b = distance from railing post axis to sheet outer edge (a + profile material thickness)
c = railing post inner edge to profile outer edge

Overall panel length (incl. profile): distance between the railing posts – 2 x c
Sheet panel length: panel length - 2 x profile wall thickness

The panel can be optimally aligned between the profile brackets via the use of adapters with a moveable horizontal length compensation.

Panel bracket for adapter

b = 57.5 mm
d = 36.3 mm

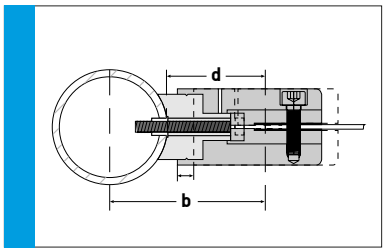

Note:

b = distance from railing post axis to sheet outer edge
d = railing post inner edge to sheet outer edge

Sheet length: distance between the railing posts – 2 x d

TIP // PROFILES AND ACCESSORIES

SELECTING THE RIGHT PROFILE

RAILING FILLINGS

- The dimension of the panel to be profile-edged must be reduced by the profile wall thickness where the overall construction (panel incl. profile) may not exceed specific dimensions.

  For example:

Required height (filling incl. profile):	800.0 mm
Profile wall thickness:	1.5 mm
Perforated sheet height:	
for 1 profile	798.5 mm
for 2 profiles	797.0 mm

  Please note the tip on page 334 where corner connectors will also be used in addition to the profile.

- A small hole should be bored in the lower profile of the filling element so that no water accumulates in the profile. Rain water can thus drain away unimpeded.
- A 2.00 mm sheet thickness suffices for the stability of the overall construction in the case of aluminium railing fillings that are edged with profiles.

SPECIAL FEATURES OF PROFILES FOR EXPANDED METAL

- The overall thickness of the sheet must be taken into account in order to select the right profile edging for an expanded metal filling.
- The overall thickness of expanded metals is, however, subject to large tolerances due to the production method. A profile with a larger slot should be selected in borderline cases to ensure that the expanded metal fits in the profile slot.
- The profile edging of expanded metals also ensures – in addition to an efficient attachment – greater protection, in particular at the extremely sharp open edges of the expanded metal.

TIP // PROFILES AND ACCESSORIES

Accessories

CORNER CONNECTORS AND PROFILE END CAPS

- The sheet corner dimensions along the leg length of the used corner connector (b) must be reduced by the wall thickness of the corner connector stud (a) where corner connectors are used.

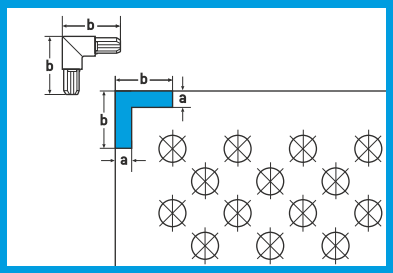

Corner connector	Dimensions for notch (a // b)
LR 10	approx. 2.0 mm // 33 mm
LR 18	approx. 6.5 mm // 55 mm
LR 27	approx. 3.0 mm // 66 mm
LE 12x18	approx. 2.5 mm // 42 mm
LE 20x30	approx. 3.5 mm // 72 mm

- Notches are required with the following dimensions at the sheet corners for the profile end caps:

Profile end cap	Notch
LR 18	approx. 10 x 10 mm
LR 27	approx. 10 x 15 mm
LE 20x30	approx. 10 x 18 mm

- Corner connectors and profile end caps made from stainless steel should be welded together with the profile in order to prevent the filling from slipping out of the frame.
- Corner connectors made from zinc die-casting can be secured to the profile and/or panel using a suitable adhesive.

PROFILE AND PANEL BRACKETS WITH WALL ADAPTER

Profile bracket LR 18 for adapter

c = 43.5 mm
d = 44.8 mm

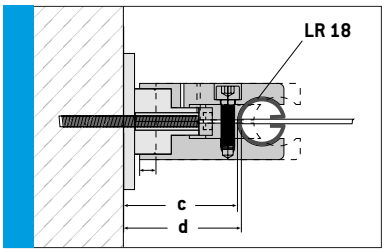

Profile bracket LE 12x18 for adapter

c = 45.0 mm
d = 46.3 mm

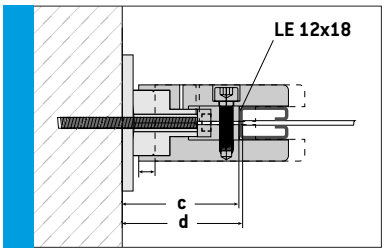

U-profile bracket for adapter

c = 48.6 mm
d = 49.9 mm

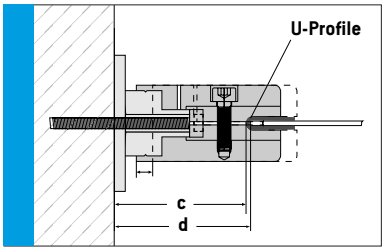

Note:

c = wall up to profile outer edge
d = wall up to sheet outer edge (c + profile material thickness)

The panel can be optimally aligned between the profile brackets via the use of adapters with a moveable horizontal length compensation.

Panel bracket for adapter

d = 41.3 mm

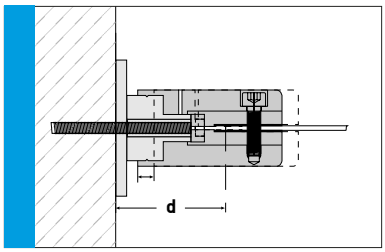

Note:

d = wall up to sheet outer edge

Sheet length: distance between the railing posts – 2 x d

TIP // PROFILES AND ACCESSORIES

PROFILE EDGING WITH BRACKETS, ADAPTERS AND CORNER CONNECTORS

PROFILE AND PANEL BRACKETS

- The calculated panel element dimensions may not be exceeded where profile and/or panel brackets are used.
- Previous measuring inaccuracies or production-related dimension tolerances can be solely be offset by moving the panel within the profile.

ADAPTERS FOR PROFILE AND PANEL BRACKETS

- For this reason, it is strongly recommended that you use profile and panel brackets with adapters. The panel can be optimally aligned between the profile and/or profile brackets via the use of adapters with a moveable horizontal length compensation of approx. 4–5 mm. Previous measuring inaccuracies or production-related dimension tolerances can thus be optimally compensated.

PRODUCT FINDER

PRODUCT FINDER

ALWAYS UP TO DATE:

You can also find all MEVACO products and our new products online at:
www.mevaco.com

Product finder

Expanded metals, perforated sheets.

EXPANDED METALS

Hexagon 45x13.5x5	Page 100
Rhomb 8x4x1	Page 50
Rhomb 8x6x1	Page 51
Rhomb 10x6x1	Page 52
Rhomb 12x6x2	Page 53
Rhomb 16x8x1.5	Page 54
Rhomb 20x10x2	Page 55
Rhomb 20x15x1.5	Page 56
Rhomb 28x9x2.5	Page 57
Rhomb 28x13x2	Page 58
Rhomb 30x17x2.5	Page 59
Rhomb 40x17x2	Page 60
Rhomb 40x17x2.5	Page 61
Rhomb 43x10x2.5	Page 62
Rhomb 43x13x2.5	Page 63
Rhomb 43x15x4	Page 64
Rhomb 43x20x2.5	Page 65
Rhomb 43x23x2.5	Page 66
Rhomb 45x15x5	Page 67
Rhomb 45x20x4	Page 68
Rhomb 45x20x5	Page 69
Rhomb 45x20x8	Page 70
Rhomb 50x22x4	Page 71
Rhomb 62x20x7	Page 72
Rhomb 62x20x7.5	Page 73
Rhomb 62x23x3	Page 74
Rhomb 62x25.5x9.1	Page 75
Rhomb 62x28x14	Page 76
Rhomb 62x30x3	Page 77
Rhomb 62x30x6	Page 78
Rhomb 76x24x11	Page 79
Rhomb 76x35x4	Page 80
Rhomb 76x35x11	Page 81
Rhomb 90x30x3	Page 82
Rhomb 90x30x15	Page 83
Rhomb 90x38x18	Page 84
Rhomb 90x40x20	Page 85
Rhomb 100x34x10	Page 86
Rhomb 100x34x15	Page 87
Rhomb 110x30x11	Page 88
Rhomb 110x52x24	Page 89
Rhomb 115x40x3	Page 90
Rhomb 115x48x18	Page 91
Rhomb 115x55x3	Page 92
Rhomb 150x40x10	Page 93
Rhomb 150x56x21.5	Page 94
Rhomb 160x42x9	Page 95
Rhomb 160x52x24	Page 96
Rhomb 200x55x6	Page 97
Rhomb 200x55x20	Page 98
Rhomb 200x70x21	Page 99
Square flat rolled Q3 3x2.2x0.5	Page 101
Square flat rolled Q5 5x4x0.8	Page 102
Wave 62x18x3	Page 103
Wave 62x22x6	Page 104
Wave 110x40x11	Page 105
Wave 110x40x15	Page 106

PERFORATED SHEETS

Arabica	Page 222
C3 U5	Page 168
C4 U7	Page 169
C5 U7	Page 170
C5 U8	Page 171
C5 U16	Page 172
C6 U9	Page 173
C7 U10	Page 174
C8 U10	Page 175
C8 U11	Page 176
C8 U12	Page 177
C8 U24	Page 178
C9.2 U34	Page 179
C10 T30 90°	Page 162
C10 U12	Page 180
C10 U14	Page 181
C10 U15	Page 182
C10 U30	Page 183
C15 T40 90°	Page 163
C15 U20	Page 184
C15 U40	Page 185
C15 U60	Page 186
C20 T50 90°	Page 164
C20 U25	Page 187
C20 U50	Page 188
C25 U30	Page 189
C25 U35	Page 190
C25 U70	Page 191
C30 U70	Page 192
C40 U60	Page 193
C50 U100	Page 194
CD10 M15	Page 165
CD10 M30	Page 166
CD20 M50	Page 167
Chess 20	Page 231
Chess 30	Page 232
Cross 11	Page 240
Cross 15	Page 241
Ellipse EVH 8x32	Page 233
Ellipse EVH 30x70	Page 234
Ellipse EVL 15x30	Page 235
Euro 5-15–12.5-25	Page 159
H2 T2.5 90°	Page 198
H4.5 T5	Page 199
H6 T6.7	Page 200
Halfmoon	Page 227
Honeycomb	Page 230
LC5x20 U12x30	Page 216
LC5x50 U25x60	Page 217
LC8x40 U20x52	Page 218
Leporello	Page 223
Lily 15	Page 242
Lily 28	Page 243
LR1x20 Z3.25x24	Page 204
LR1.5x20 Z3.75x24	Page 205
LR2x20 Z5x24	Page 206
LR3x20 Z6x24	Page 207
LR3x20 Z7x24	Page 208
LR4x20 Z8x24	Page 209
LR5x20 Z9x24	Page 210
LR5x50 U15x60	Page 212
LR6x20 U12x24	Page 213
LR8x30 U18x42	Page 214
LR10x50 U22x62	Page 215
LR10x50 Z19x60	Page 211
Matrix	Page 236
Mesh	Page 244
No. 152	Page 237
No. 153	Page 238
No. 154	Page 239
R1.1 T2	Page 110
R1.5 T2.5	Page 111
R1.5 T3	Page 112
R2 T3	Page 113
R2 T3.5	Page 114
R2.5 T4	Page 115
R3 T4	Page 116
R3 T5	Page 117
R3 T6	Page 118
R4 T5	Page 119
R4 T6	Page 120
R4 T8	Page 121
R4.5 U15	Page 148
R5 T6	Page 122
R5 T7	Page 123
R5 T8	Page 124
R5 T9	Page 125
R5 U10	Page 149

Product finder

Perforated sheets, crimped mesh, welded mesh, accessories.

PERFORATED SHEETS

R5 U15	Page 150
R5 U25	Page 151
R6 T8	Page 126
R6 T9	Page 127
R7 T10	Page 128
R8 T10	Page 129
R8 T11	Page 130
R8 T12	Page 131
R8 T16	Page 132
R8 U17.32	Page 152
R10 M21	Page 145
R10 T12	Page 133
R10 T12.7	Page 134
R10 T13.5	Page 135
R10 T14	Page 136
R10 T15	Page 137
R10 T18	Page 138
R10 U15	Page 153
R10 U20.78	Page 154
R10 U25.98	Page 155
R12 T16	Page 139
R12 T20	Page 140
R12 U27.72	Page 156
R15 M30	Page 146
R15 T21	Page 141
R15 U36.38	Page 157
R16 T20	Page 142
R20 M50	Page 147
R20 T28	Page 143
R20 U48.5	Page 158
R30 T40	Page 144
Rectangular	Page 226
Rhomb aligned	Page 224
Rhomb staggered	Page 225
SC15 U40	Page 250
SC20 U50	Page 251
Soap Bubble	Page 229
SR10 U30	Page 248
SR15 U36.38	Page 249
Wave	Page 228

CRIMPED MESH

Mesh width 11x11	Page 254
Mesh width 21x21	Page 255
Mesh width 31x31	Page 256
Mesh width 42x42	Page 257
Mesh width 52x52	Page 258

WELDED MESH

Mesh width 20x20	Page 262
Mesh width 25x25	Page 263
Mesh width 30x30	Page 264
Mesh width 40x40	Page 265
Mesh width 50x50	Page 266
Mesh width 50x100	Page 267
Mesh width 60x60	Page 268
Mesh width 80x80	Page 269
Mesh width 100x50	Page 270
Mesh width 100x100	Page 271

ACCESSORIES

Corner connector LE 12x18	Page 295
Corner connector LE 20x30	Page 295
Corner connector LR 10	Page 294
Corner connector LR 18	Page 294
Corner connector LR 27	Page 294
Flat post tube adapter	Page 306
Panel bracket for adapter	Page 305
Panel bracket for post tube ∅ 42.4 mm	Page 301
Post tube adapter ∅ 42.4 mm	Page 306
Profile bracket LE 12x18 for adapter	Page 304
Profile bracket LR 18 for adapter	Page 304
Profile bracket U-Profile for adapter	Page 305
Profile bracket LE 20x30 for post tube ∅ 42.4 mm	Page 300
Profile bracket LE 20x30 for square tube	Page 301
Profile bracket LR 18 for post tube ∅ 42.4 mm	Page 300
Profile bracket LR 27 for post tube ∅ 42.4 mm	Page 300
Profile bracket LR 27 for square tube	Page 301
Profile end cap LE 20x30	Page 297
Profile end cap LR 18	Page 296
Profile end cap LR 27	Page 296
Profile GEV 30x30 · 3.0	Page 290
Profile GEV 30x30 · 4.0	Page 290
Profile GEV 30x30 · 5.0	Page 291
Profile LD 30x22 · 1.7	Page 285
Profile LE 12x18 · 1.3	Page 284
Profile LE 12x18 · 1.8	Page 284
Profile LE 20x30 · 1.7	Page 284
Profile LE 20x30 · 2.7	Page 285
Profile LR 10 · 1.3	Page 282
Profile LR 18 · 1.3	Page 282
Profile LR 18 · 1.7	Page 282
Profile LR 27 · 1.3	Page 283
Profile LR 27 · 1.8	Page 283
Profile LR 27 · 2.7	Page 283
Profile LT 20x20 · 1.7	Page 285
Profile SE 15.2x25 · 3.1-7.3	Page 287
Profile WE 30x30 · 5.7	Page 288
Profile WE 30x30 · 7.5	Page 288
Profile WE 40x40 · 7.5	Page 289
Profile WE 40x40 · 9.6	Page 289
U-Profile · 1.3	Page 286
U-Profile · 1.8	Page 286
Wall adapter	Page 307

Product finder

Open Area // expanded metals.

UP TO 10 %

Rhomb 62x28x14	5.00 %	Page 76
Rhomb 90x30x15	5.00 %	Page 83
Rhomb 90x40x20	5.00 %	Page 85
Rhomb 76x24x11	8.00 %	Page 79
Rhomb 110x52x24	8.00 %	Page 89
Rhomb 160x52x24	8.00 %	Page 96
Rhomb 90x38x18	10.00 %	Page 84

UP TO 20 %

Rhomb 100x34x15	12.00 %	Page 87
Rhomb 45x20x8	20.00 %	Page 70

UP TO 30 %

Rhomb 150x56x21.5	23.00 %	Page 94
Rhomb 62x20x7.5	25.00 %	Page 73
Rhomb 115x48x18	25.00 %	Page 91
Wave 110x40x15	25.00 %	Page 106
Hexagon 45x13.5x5	26.00 %	Page 100
Rhomb 110x30x11	27.00 %	Page 88
Rhomb 200x55x20	27.00 %	Page 98
Rhomb 62x25.5x9.1	29.00 %	Page 75
Rhomb 62x20x7	30.00 %	Page 72

UP TO 40 %

Rhomb 12x6x2	33.00 %	Page 53
Rhomb 45x15x5	33.00 %	Page 67
Rhomb 76x35x11	37.00 %	Page 81
Rhomb 200x70x21	40.00 %	Page 99

UP TO 50 %

Rhomb 100x34x10	41.00 %	Page 86
Rhomb 28x9x2.5	44.00 %	Page 57
Wave 62x22x6	45.00 %	Page 104
Wave 110x40x11	45.00 %	Page 105
Rhomb 43x15x4	47.00 %	Page 64
Rhomb 8x4x1	50.00 %	Page 50
Rhomb 43x10x2.5	50.00 %	Page 62
Rhomb 45x20x5	50.00 %	Page 69
Rhomb 150x40x10	50.00 %	Page 93
Square Q5 5x4x0.8	50.00 %	Page 102

UP TO 60 %

Square Q3 3x2.2x0.5	55.00 %	Page 101
Rhomb 160x42x9	57.00 %	Page 95
Rhomb 20x10x2	60.00 %	Page 55
Rhomb 45x20x4	60.00 %	Page 68
Rhomb 62x30x6	60.00 %	Page 78

UP TO 70 %

Rhomb 43x13x2.5	62.00 %	Page 63
Rhomb 16x8x1.5	63.00 %	Page 54
Rhomb 50x22x4	64.00 %	Page 71
Rhomb 8x6x1	67.00 %	Page 51
Rhomb 10x6x1	67.00 %	Page 52
Wave 62x18x3	67.00 %	Page 103
Rhomb 28x13x2	69.00 %	Page 58

UP TO 80 %

Rhomb 30x17x2.5	71.00 %	Page 59
Rhomb 40x17x2.5	71.00 %	Page 61
Rhomb 62x23x3	74.00 %	Page 74
Rhomb 43x20x2.5	75.00 %	Page 65
Rhomb 40x17x2	76.00 %	Page 60
Rhomb 76x35x4	77.00 %	Page 80
Rhomb 43x23x2.5	78.00 %	Page 66
Rhomb 200x55x6	78.00 %	Page 97
Rhomb 20x15x1.5	80.00 %	Page 56
Rhomb 62x30x3	80.00 %	Page 77
Rhomb 90x30x3	80.00 %	Page 82
Rhomb 115x40x3	85.00 %	Page 90
Rhomb 115x55x3	89.00 %	Page 92

Product finder

Open Area // perforated sheets.

UP TO 10 %

R5 U25	3.14 %	Page 151
C15 U60	6.25 %	Page 186
R4.5 U15	7.07 %	Page 148
C9.2 U34	7.32 %	Page 179
Ellipse EVH 8x32	8.00 %	Page 233
Euro 5-15–12.5-25	8.38 %	Page 159
R5 U15	8.72 %	Page 150
C5 U16	9.77 %	Page 172

UP TO 20 %

C10 T30 90°	11.11 %	Page 162
CD10 M30	11.11 %	Page 166
C8 U24	11.11 %	Page 178
C10 U30	11.11 %	Page 183
Matrix	11.60 %	Page 236
R10 U25.98	11.63 %	Page 155
Soap Bubble	12.20 %	Page 229
R20 M50	12.56 %	Page 147
C25 U70	12.76 %	Page 191
R15 U36.38	13.35 %	Page 157
R20 U48.5	13.35 %	Page 158
C15 T40 90°	14.06 %	Page 163
C15 U40	14.06 %	Page 185
Wave	14.27 %	Page 228
R12 U27.72	14.71 %	Page 156
Rhomb staggered	15.44 %	Page 225
C20 T50 90°	16.00 %	Page 164
CD20 M50	16.00 %	Page 167
C20 U50	16.00 %	Page 188
Ellipse EVH 30x70	16.50 %	Page 234
Halfmoon	16.65 %	Page 227
LC5x50 U25x60	16.67 %	Page 217
R8 U17.32	16.75 %	Page 152
Rhomb aligned	17.25 %	Page 224
Ellipse EVL 15x30	17.67 %	Page 235
R10 M21	17.80 %	Page 145
R10 U20.78	18.18 %	Page 154
C30 U70	18.37 %	Page 192
R5 U10	19.63 %	Page 149
R15 M30	19.63 %	Page 146

UP TO 30 %

R1.5 T3	22.68 %	Page 112
R3 T6	22.68 %	Page 118
R4 T8	22.68 %	Page 121
R8 T16	22.68 %	Page 132
Lily 15	23.53 %	Page 242
C50 U100	25.00 %	Page 194
LR1x20 Z3.25x24	25.37 %	Page 204
LR5x50 U15x60	27.18 %	Page 212
R1.1 T2	27.44 %	Page 110
LC5x20 U12x30	27.78 %	Page 216
Rectangular	27.96 %	Page 226
R5 T9	27.99 %	Page 125
R10 T18	27.99 %	Page 138
R2 T3.5	29.62 %	Page 114
LR8x30 U18x42	29.93 %	Page 214

UP TO 40 %

LC8x40 U20x52	30.77 %	Page 218
Chess 20	32.00 %	Page 231
Lily 28	32.04 %	Page 243
LR2x20 Z5x24	32.62 %	Page 206
R1.5 T2.5	32.65 %	Page 111
R3 T5	32.65 %	Page 117
R12 T20	32.65 %	Page 140
C4 U7	32.65 %	Page 169
LR1.5x20 Z3.75x24	32.80 %	Page 205
No. 153	33.10 %	Page 238
Mesh	34.03 %	Page 244
LR3x20 Z7x24	34.56 %	Page 208
R10 U15	34.89 %	Page 153
LR10x50 U22x62	35.08 %	Page 215
R2.5 T4	35.43 %	Page 115
R5 T8	35.43 %	Page 124
C3 U5	36.00 %	Page 168
Leporello	36.00 %	Page 223
Chess 30	36.74 %	Page 232
Honeycomb	37.68 %	Page 230
LR6x20 U12x24	38.98 %	Page 213
C5 U8	39.06 %	Page 171
LR4x20 Z8x24	39.88 %	Page 209

UP TO 50 %

R2 T3	40.31 %	Page 113
R4 T6	40.31 %	Page 120
R6 T9	40.31 %	Page 127
R8 T12	40.31 %	Page 131
R10 T15	40.31 %	Page 137
LR3x20 Z6x24	40.32 %	Page 207
Cross 15	41.11 %	Page 241
Cross 11	41.23 %	Page 240
LR10x50 Z19x60	41.97 %	Page 211
LR5x20 Z9x24	43.81 %	Page 210
No. 154	44.03 %	Page 239
R7 T10	44.44 %	Page 128
CD10 M15	44.44 %	Page 165
C6 U9	44.44 %	Page 173
C8 U12	44.44 %	Page 177
C10 U15	44.44 %	Page 182
C40 U60	44.44 %	Page 193
No. 152	45.00 %	Page 237
R5 T7	46.28 %	Page 123
R10 T14	46.28 %	Page 136
R15 T21	46.28 %	Page 141
R20 T28	46.28 %	Page 143
Arabica	46.75 %	Page 222
R8 T11	47.97 %	Page 130
C7 U10	49.00 %	Page 174
R10 T13.5	49.77 %	Page 135

UP TO 60 %

R3 T4	51.02 %	Page 116
R6 T8	51.02 %	Page 126
R12 T16	51.02 %	Page 139
R30 T40	51.02 %	Page 144
C5 U7	51.02 %	Page 170
C10 U14	51.02 %	Page 181
C25 U35	51.02 %	Page 190
C8 U11	52.89 %	Page 176
R10 T12.7	56.23 %	Page 134
C15 U20	56.25 %	Page 184
R4 T5	58.05 %	Page 119
R8 T10	58.05 %	Page 129
R16 T20	58.05 %	Page 142

UP TO 70 %

R5 T6	62.99 %	Page 122
R10 T12	62.99 %	Page 133
C8 U10	64.00 %	Page 175
C20 U25	64.00 %	Page 187
H2 T2.5 90°	64.00 %	Page 198
C10 U12	69.44 %	Page 180
C25 U30	69.44 %	Page 189

UP TO 90 %

H6 T6.7	80.20 %	Page 200
H4.5 T5	81.00 %	Page 199

Product finder

Surface // perforated sheets.

POST-PRODUCTION HOT-DIP GALVANISED STEEL

C10 U15	Page 182
C10 U30	Page 183
C20 U50	Page 188
R10 T15	Page 137

ALUMINIUM,
PRE-ANODISED ON BOTH SIDES E6/C0, PVC COATED ON ONE SIDE

Arabica	Page 222
C5 U8	Page 171
C5 U16	Page 172
C6 U9	Page 173
C8 U12	Page 177
C8 U24	Page 178
C9.2 U34	Page 179
C10 T30 90°	Page 162
C10 U14	Page 181
C10 U15	Page 182
C10 U30	Page 183
C15 T40 90°	Page 163
C15 U20	Page 184
C15 U40	Page 185
C15 U60	Page 186
C20 T50 90°	Page 164
C20 U25	Page 187
C20 U50	Page 188
C25 U30	Page 189
C25 U35	Page 190
C25 U70	Page 191
C30 U70	Page 192
C40 U60	Page 193
C50 U100	Page 194
CD10 M15	Page 165
CD10 M30	Page 166
CD20 M50	Page 167
Chess 20	Page 231
Chess 30	Page 232
Ellipse EVH 8x32	Page 233
Ellipse EVH 30x70	Page 234
Ellipse EVL 15x30	Page 235
Halfmoon	Page 227
Honeycomb	Page 230
LC5x20 U12x30	Page 216
LC5x50 U25x60	Page 217
LC8x40 U20x52	Page 218
Leporello	Page 223
Lily 15	Page 242
Lily 28	Page 243
LR2x20 Z5x24	Page 206
LR3x20 Z6x24	Page 207
LR3x20 Z7x24	Page 208
LR4x20 Z8x24	Page 209
LR5x20 Z9x24	Page 210
LR5x50 U15x60	Page 212
LR6x20 U12x24	Page 213
LR8x30 U18x42	Page 214
LR10x50 U22x62	Page 215
LR10x50 Z19x60	Page 211
Matrix	Page 236
No. 154	Page 239
R4 T8	Page 121
R4.5 U15	Page 148
R5 T8	Page 124
R5 U10	Page 149
R5 U15	Page 150
R5 U25	Page 151
R8 T12	Page 131
R8 U17.32	Page 152
R10 T14	Page 136
R10 T15	Page 137
R10 T18	Page 138
R10 U15	Page 153
R10 U20.78	Page 154
R10 U25.98	Page 155
R12 T16	Page 139
R12 T20	Page 140
R12 U27.72	Page 156
R15 T21	Page 141
R15 U36.38	Page 157
R16 T20	Page 142
R20 T28	Page 143
R20 U48.5	Page 158
R30 T40	Page 144
Rectangular	Page 226
Rhomb aligned	Page 224
Rhomb staggered	Page 225
Soap Bubble	Page 229
Wave	Page 228

Product finder

Surface // perforated sheets.

STAINLESS STEEL, POLISHED GRAIN 240 ON ONE SIDE, PVC COATED ON ONE SIDE

Arabica	Page 222
C5 U8	Page 171
C5 U16	Page 172
C8 U12	Page 177
C8 U24	Page 178
C9.2 U34	Page 179
C10 T30 90°	Page 162
C10 U14	Page 181
C10 U15	Page 182
C10 U30	Page 183
C15 T40 90°	Page 163
C15 U20	Page 184
C15 U40	Page 185
C15 U60	Page 186
C20 T50 90°	Page 164
C20 U25	Page 187
C20 U50	Page 188
C25 U30	Page 189
C25 U35	Page 190
C25 U70	Page 191
C30 U70	Page 192
C40 U60	Page 193
C50 U100	Page 194
CD10 M15	Page 165
CD10 M30	Page 166
CD20 M50	Page 167
Chess 20	Page 231
Chess 30	Page 232
Cross 15	Page 241
Ellipse EVH 8x32	Page 233
Ellipse EVH 30x70	Page 234
Ellipse EVL 15x30	Page 235
Euro 5-15–12.5-25	Page 159
Honeycomb	Page 230
LC5x20 U12x30	Page 216
LC5x50 U25x60	Page 217
LC8x40 U20x52	Page 218
Leporello	Page 223
LR3x20 Z6x24	Page 207
LR3x20 Z7x24	Page 208
LR4x20 Z8x24	Page 209
LR5x20 Z9x24	Page 210
LR5x50 U15x60	Page 212
LR6x20 U12x24	Page 213
LR8x30 U18x42	Page 214
LR10x50 U22x62	Page 215
LR10x50 Z19x60	Page 211
Matrix	Page 236
R4 T8	Page 121
R4.5 U15	Page 148
R5 T8	Page 124
R5 T9	Page 125
R5 U10	Page 149
R5 U15	Page 150
R5 U25	Page 151
R8 T12	Page 131
R8 U17.32	Page 152
R10 M21	Page 145
R10 T14	Page 136
R10 T15	Page 137
R10 T18	Page 138
R10 U15	Page 153
R10 U20.78	Page 154
R10 U25.98	Page 155
R12 T16	Page 139
R12 T20	Page 140
R12 U27.72	Page 156
R15 M30	Page 146
R15 T21	Page 141
R15 U36.38	Page 157
R16 T20	Page 142
R20 M50	Page 147
R20 T28	Page 143
R20 U48.5	Page 158
R30 T40	Page 144
Rectangular	Page 226
Rhomb aligned	Page 224
Rhomb staggered	Page 225
Soap Bubble	Page 229
Wave	Page 228

STAINLESS STEEL,
POLISHED GRAIN 240 ON BOTH SIDES, PVC COATED ON BOTH SIDES

C5 U16	Page 172
C8 U24	Page 178
C10 T30 90°	Page 162
C10 U15	Page 182
C10 U30	Page 183
C15 T40 90°	Page 163
C15 U40	Page 185
C15 U60	Page 186
C20 T50 90°	Page 164
C20 U50	Page 188
C25 U70	Page 191
C50 U100	Page 194
CD10 M30	Page 166
CD20 M50	Page 167
Ellipse EVH 8x32	Page 233
Ellipse EVH 30x70	Page 234
Ellipse EVL 15x30	Page 235
Leporello	Page 223

R4.5 U15	Page 148
R5 T8	Page 124
R8 T12	Page 131
R8 U17.32	Page 152
R10 M21	Page 145
R10 T15	Page 137
R10 U20.78	Page 154
R10 U25.98	Page 155
R12 U27.72	Page 156
R15 M30	Page 146
R15 U36.38	Page 157
R20 M50	Page 147
R20 T28	Page 143
R20 U48.5	Page 158
R30 T40	Page 144
Rhomb staggered	Page 225
Soap Bubble	Page 229

Status: 07/2014

Subject to change.

Publisher
MEVACO GmbH
www.mevaco.com

Concept and design
RTS Rieger Team Werbeagentur GmbH
www.rts-riegerteam.de

Typesetting
RTS Rieger Team Werbeagentur GmbH
www.rts-riegerteam.de
logowerbung reinmüller + pribosic GmbH
www.logowerbung.de

Image processing and production support
JUNG PRODUKTION GmbH
www.jungpro.de

Printing
Bechtle Druck & Service GmbH & Co. KG
www.bechtle-dus.de

BRANCHES

GERMANY

Headquarters:
MEVACO GmbH
Vordere Karlstraße 12
73033 Göppingen
Telephone +49.7161.5020-0
Fax +49.7161.5020-200
info@mevaco.de
www.mevaco.de

Production:
Auchtertstraße 19
73278 Schlierbach

Warehouse:
Ulmer Straße 171
73240 Wendlingen

Sales branches:
Michael-Becker-Straße 9
73235 Weilheim/Teck
Telephone +49.7023.74861-0
Fax +49.7023.74861-460
weilheim@mevaco.de

Ingolstädter Straße 12
80807 Munich
Telephone +49.89.358142-0
Fax +49.89.358142-576
muenchen@mevaco.de

Am Drostenstück 22
58507 Lüdenscheid
Telephone +49.2351.56790-0
Fax +49.2351.56790-90
luedenscheid@mevaco.de

Emilienstraße 17
04107 Leipzig
Telephone +49.341.900442-0
Fax +49.341.900442-19
leipzig@mevaco.de

Seelhorststraße 42
30175 Hanover
Telephone +49.511.9358-0
Fax +49.511.9358-286
hannover@mevaco.de

AUSTRIA

MEVACO GmbH
Wiener Straße 89
2500 Baden
Telephone +43.2252.46540
Fax +43.2252.43920
baden@mevaco.at
www.mevaco.at

SWITZERLAND

MEVACO AG
Delfterstrasse-Süd 10
5000 Aarau
Telephone +41.62.8382800
Fax +41.62.8382809
aarau@mevaco.ch
www.mevaco.ch

FRANCE

MEVACO S.A.R.L.
6, allée Brancas
44000 Nantes
Telephone +33.240.729171
Fax +33.240.729182
nantes@mevaco.fr
www.mevaco.fr

ITALY

MEVACO Srl
Via Stazione 1
39044 Egna (BZ)
Telefono +39.0471.827211
Fax +39.0471.827220
egna@mevaco.it
www.mevaco.it

HUNGARY

MEVACO Kft.
Rákóczi Ferenc u. 94
7100 Szekszárd
Telephone +36.74.529-555
Fax +36.74.529-550
szekszard@mevaco.hu
www.mevaco.hu

POLAND

MEVACO Sp. z o.o.
ul. Wielicka 250
30-663 Kraków
Telephone +48.12.6510870
Fax +48.12.6510879
krakow@mevaco.pl

ul. Tęczowa 38
60-287 Poznań
Telephone +48.61.8617533
Fax +48.61.8610595
poznan@mevaco.pl
www.mevaco.pl

We also have sales partners in Scandinavia, Great Britain, Romania, the Czech Republic, Slovenia, the Netherlands and the Baltic countries.

Status: 07/2014 · Subject to change. RTS-RIEGERTEAM.DE